



Naval Education and  
Training Command

NAVEDTRA 12412  
June 1993  
0502-LP-477-4900

Training Manual  
(TRAMAN)

# Electronics Technician

## Volume 2—Administration

DISTRIBUTION STATEMENT A: Approved for public release; distribution is unlimited.

Nonfederal government personnel wanting a copy of this document  
must use the purchasing instructions on the inside cover.




0502LP4774900

Although the words “he,” “him,” and “his” are used sparingly in this manual to enhance communication, they are not intended to be gender driven nor to affront or discriminate against anyone reading this text.

**DISTRIBUTION STATEMENT A: Approved for public release; distribution is unlimited.**


Nonfederal government personnel wanting a copy of this document must write to Superintendent of Documents, Government Printing Office, Washington, DC 20402 OR Commanding Office, Naval Publications and Forms Directorate, Navy Aviation Supply Office, 5801 Tabor Avenue, Philadelphia, PA 19120-5099, Attention: Cash Sales, for price and availability.



# **ELECTRONICS TECHNICIAN**

## **VOLUME 2 ADMINISTRATION**

**NAVEDTRA 12412**



*1993 Edition Prepared by  
ETC Allen F. Carney*





# PREFACE

This training manual (TRAMAN), *Electronics Technician, Volume 2-Administration*, NAVEDTRA 12412, and its companion nonresident training course (NRTC), NAVEDTRA 82412, are part of a planned 9-part series of TRAMANS intended to provide Navy enlisted personnel with information pertinent to their assignments and necessary for advancement to the Electronics Technician Second Class rate. The nine volumes planned for the series are as follows: Volume 1, *Safety*; Volume 2, *Administration*; Volume 3, *Communication Systems*; Volume 4, *Radar Systems*; Volume 5, *Navigation Systems*; Volume 6, *Digital Data Systems*; Volume 7, *Antennas and Wave Propagation*; Volume 8, *System Concepts*; Volume 9, *Electro Optics*.

Designed for individual study instead of formal classroom instruction the TRAMANS provide subject matter that relates directly to the Occupational Standards for the Electronics Technician Second Class. The Navy Electricity and Electronics Training Series (NEETS) modules provide information that is basic to your understanding of the material presented in these volumes. To avoid repeating such basic information, these volumes refer you to the appropriate NEETS modules and EIMB handbook. You may also be directed to review or study additional references commonly found in ET workspaces or used by Electronics Technicians. You should study the referenced publications as thoroughly as you would if they were repeated as part of the ET2 TRAMAN. The NRTCs, printed under separate cover, consist of supporting questions designed to help you study the associated TRAMAN and referenced publications and to satisfy part of the requirements for advancement.

This training manual and the nonresident training course were prepared by the Naval Education and Training Program Management Support Activity for the Chief of Naval Education and Training.

1993 Edition

**Stock Ordering No.  
0502-LP-477-4900**

Published by  
NAVAL EDUCATION AND TRAINING  
PROGRAM MANAGEMENT SUPPORT ACTIVITY

UNITED STATES  
GOVERNMENT PRINTING OFFICE  
WASHINGTON, D.C.:1993

# **THE UNITED STATES NAVY**

## **GUARDIAN OF OUR COUNTRY**

The United States Navy is responsible for maintaining control of the sea and is a ready force on watch at home and overseas, capable of strong action to preserve the peace or of instant offensive action to win in war.

It is upon the maintenance of this control that our country's glorious future depends; the United States Navy exists to make it so.

## **WE SERVE WITH HONOR**

Tradition, valor, and victory are the Navy's heritage from the past. To these may be added dedication, discipline, and vigilance as the watchwords of the present and the future.

At home or on distant stations as we serve with pride, confident in the respect of our country, our shipmates, and our families.

Our responsibilities sober us; our adversities strengthen us.

Service to God and Country is our special privilege. We serve with honor.

## **THE FUTURE OF THE NAVY**

The Navy will always employ new weapons, new techniques, and greater power to protect and defend the United States on the sea, under the sea, and in the air.

Now and in the future, control of the sea gives the United States her greatest advantage for the maintenance of peace and for victory in war.

Mobility, surprise, dispersal, and offensive power are the keynotes of the new Navy. The roots of the Navy lie in a strong belief in the future, in continued dedication to our tasks, and in reflection on our heritage from the past.

Never have our opportunities and our responsibilities been greater.

# CONTENTS

CHAPTER	Page
1. General Administration . . . . .	1-1
2. Technical Administration . . . . .	2-1
3. Logistics . . . . .	3-1
APPENDIX	
I. References . . . . .	AI-1
INDEX . . . . .	INDEX-1

# SUMMARY OF THE ELECTRONICS TECHNICIAN TRAINING SERIES

This series of training manuals was developed to replace the *Electronics Technician 3 & 2* TRAMAN. The content is directed toward personnel working toward advancement to Electronics Technician Second Class.

The nine volumes in the series are based on major topic areas with which the ET2 should be familiar. Volume 1, *Safety*, provides an introduction to general safety as it relates to the ET rating. It also provides both general and specific information on electronic tag-out procedures, man-aloft procedures, hazardous materials (i.e., solvents, batteries, and vacuum tubes), and radiation hazards. Volume 2, *Administration*, discusses COSAL updates, 3-M documentation, supply paperwork, and other associated administrative topics. Volume 3, *Communication Systems*, provides a basic introduction to shipboard and shore-based communication systems. Systems covered include man-pat radios (i.e., PRC-104, PSC-3) in the hf, vhf, uhf, SATCOM, and shf ranges. Also provided is an introduction to the Communications Link Interoperability System (CLIPS). Volume 4, *Radar Systems*, is a basic introduction to air search, surface search, ground controlled approach, and carrier controlled approach radar systems. Volume 5, *Navigation Systems*, is a basic introduction to navigation systems, such as OMEGA, SATNAV, TACAN, and man-pat systems. Volume 6, *Digital Data Systems*, is a basic introduction to digital data systems and includes discussions about SNAP II, laptop computers, and desktop computers. Volume 7, *Antennas and Wave Propagation*, is an introduction to wave propagation, as it pertains to Electronics Technicians, and shipboard and shore-based antennas. Volume 8, *System Concepts*, discusses system interfaces, troubleshooting, sub-systems, dry air, cooling, and power systems. Volume 9, *Electrooptics*, is an introduction to night vision equipment, lasers, thermal imaging, and fiber optics.



# CHAPTER 1

## GENERAL ADMINISTRATION

Records and reports are the bywords in administration. They are vital in each of the following department and division functions:

- The supervision and assignment of ETs
- The upkeep and cleanliness of the spaces
- Electronics supply
- Allocation of funding
- Procurement of tools; consumables (such as fuses, bulbs, solder), and equipage items to replace those lost, expended, or surveyed

Without records and reports, performing these functions would be impossible.

As an ET2, you will be involved with either creating or maintaining various administrative records and reports in addition to maintaining and repairing electronic equipment.

In this chapter we will discuss some of the reports that you may be involved in filling out. We will also cover the different periodicals that will assist you in your administrative responsibilities.

### REPORTS

Reports, like inspections, are a “necessary evil” to the working technician. Without reports and a system of accountability, our job of maintenance and repair would be impossible. There would be no way to maintain supply support for our equipment, no way to know what equipment was on board, in what quantity, or where. In this section, we will introduce surveys, getting under way reports, casualty reports, and trouble reports and logs.

### SURVEY

A survey is made and reported when naval property is (1) condemned as a result of damage, obsolescence, or deterioration, or (2) acknowledged to be nonexistent because of loss, theft, or total destruction. Figure 1-1 is a sample of the Report of Survey, DD Form 200.

You can find more information on DD Form 200 in NAVSUP P-485, *Afloat Supply Procedures*, located in your supply department.

### GETTING UNDER WAY REPORT

The electronics material officer (EMO) is normally responsible for turning in an equipment status report before getting under way. You may be asked to furnish information about the equipment in your work center or about such diverse areas as:

- Major systems status
- Estimated time of repair (ETR)
- Power out and MDS readings from the radars
- Power out and receiver sensitivity readings from communications equipment

This report is usually a locally generated form and may vary between commands.

### CASUALTY REPORT (CASREP)

The CASREP system contains four types of reports: initial, update, correct, and cancel. CASREPs are not a substitute for, but are in addition to and complement, 3-M data. You can find information on preparation and submission of casualty reports in *Operational Reports*, NWP 10-1-10 (formerly NWP 7 [REV. A]).

### TROUBLE REPORTS AND LOGS

Trouble reports and logs are locally generated and, if used, are a great help in filling out 3-M documents. They are usually filled out each time an equipment trouble is detected. These reports and logs indicate such things as equipment affected, nature of the trouble, and time of failure. When the trouble has been corrected, the technician ensuring that the correction has been completed should then make an entry on the report or in the log stating so with the date of completion and his or her signature.

Other locally generated logs that your shop may maintain are a *test equipment checkout log*, to track test equipment on loan to other divisions; a *consumable usage log*, to track the use of the shop's consumable supplies; and a *tool accountability log*, to track the tools issued to individuals.

REPORT OF SURVEY				1. DATE	2. SURVEY NUMBER	
3. CLASS OF PROPERTY			4. STOCK RECORD ACCOUNT OR OTHER PROPERTY RECORD AND STATION			
5. ACCOUNTABLE OR RESPONSIBLE OFFICER (Name, grade, SSN and designation)						
6. NATIONAL STOCK NUMBER	7. DESCRIPTION	8. QUANTITY	9. UNIT PRICE	10. TOTAL COST	11. DISPOSITION	
RECOMMENDED PECUNIARY CHARGE →		12. FOR LOSS		13. FOR DAMAGE		
14. DATE AND CIRCUMSTANCES						
<b>15. AFFIDAVIT</b> I do solemnly swear (or affirm) that (to the best of my knowledge and belief) the articles of public property shown above and/or on attached sheets were lost, destroyed, damaged, or worn out in the manner stated, while in the public service.		<b>16. CERTIFICATE</b> I certify that the loss, destruction, damage, or unserviceability of the articles of public property shown above, and/or on attached sheets, was caused in the manner stated and without fault or neglect on my part, and that each article listed with a view to elimination by destruction has been examined by me personally, has never been previously condemned, and is, in my opinion, worthless for further public use.			<b>18. THIS SPACE RESERVED FOR ACTION BY AUTHORITY OF:</b>	
SIGNATURE		SIGNATURE (Accountable or Responsible Officer)				
NAME, GRADE, SSN AND ORGANIZATION		NAME, GRADE, SSN AND ORGANIZATION				
SUBSCRIBED AND SWORN TO (or affirmed)		17. HEADQUARTERS				
BEFORE ME AT		STATION	DATE			
THIS      DAY OF                      19		TO				
SIGNATURE		YOU ARE APPOINTED SURVEYING OFFICER				
NAME, GRADE, SSN AND ORGANIZATION OR TITLE; IF NOTARY PUBLIC, AFFIX SEAL		BY ORDER OF				
		SIGNATURE OF ADJUTANT/EXECUTIVE OFFICER & DATE				
19. PROPERTY VOUCHER NUMBER						

DD FORM 200 1 DEC 73 EDITION OF 1 APR 73 MAY BE USED UNTIL EXHAUSTED S/N 0102-LF-000-2000

Figure 1-1.—Report of Survey, DD Form 200.

Prepared by SHIPS SAFETY Center  
 RADM A. A. Daniels, Commander  
 Lt. J.P. Todd, Editor  
 DSN 564-7634 Commercial 804-444-7634  
 Lt. J.D. Driscoll, Shorewide Editor  
 Ken Tassoni, Writer  
 Patricia Eaton, Layout

# SHIPS SAFETY BULLETIN

October 1992

The information contained in this flyer is intended for use by all hands. Suggested minimum routing is to heads of Departments, Wardroom Mess, Work Center Supervisors, CPO Mess, Petty Officers Lounge and Crew's Mess or Lounge

## Footwear for Working on Energized Circuits

You aren't required to wear special shoes when working on energized electrical circuits. According to NAVSEA officials, "Any shoes are OK as long as they are dry, and a rubber mat or rubber blanket insulates the deck."

However, you can get safety shoes with electrical-hazard soles (MIL-S-41660) to protect against shocks up to 600 volts. The black-leather, blucher-style shoes resist oil and have a safety-box toe. Their cost in June was \$41.55. To order a pair, use the information in table 1.

Volume 3 of NSTM 079 requires repair-party electricians to wear fireman's boots (MIL-B-2885), which resist impact, compression and punctures in the sole. The knee-length boots (see fig. 1) protect against shocks up to 5,000 volts. Although the boots have steel toes and shanks, the steel parts do not reduce the electrical protection. In June, the cost was \$54.50 a pair. Use the information in table 2 to place an order.

Size	X-Narrow	Narrow	Regular	Wide	X-Wide
4			8314	8315	8322
4 1/2			8324	8327	8329
5	8330	8331	8332	8334	8048
5 1/2	8338	8342	8344	8345	8349
6		8364	8366	8368	8380
6 1/2		8649	8655	8663	8673
7		8674	8675	8676	8681
7 1/2		8682	8684	8684	8696
8		8690	8701	8706	8718
8 1/2		8725	8727	8734	8736
9		8744	8747	8753	8765
9 1/2		8763	8774	8775	8776
10		8777	8778	8779	8780
10 1/2		8781	8782	8784	8785
11		8786	8813	8814	8816
11 1/2		8817	8822	8830	8832

Size	NSN
6	8430-00-753-5935
6	8430-00-753-5936
7	8430-00-753-5937
8	8430-00-753-5938
9	8430-00-753-5939
10	8430-00-753-5940
11	8430-00-753-5941
12	8430-00-753-5942
13	8430-00-753-5943
14	8430-00-753-5944
15	8430-00-753-5945

Point of Contact: EMC(MSW) H. M. Sells  
 USN 564-1565

Fig. 1

Figure 1-2.—SHIPS SAFETY BULLETIN cover page.

### PERIODICALS

Periodicals come in many variations. They maybe bulletins, magazines, messages, or publications. The periodicals that we discuss in the following paragraphs will bring you updates on equipment, safety items, and overall information that could affect you as an ET.

#### SHIPS SAFETY BULLETIN

The SHIPS SAFETY BULLETIN is published by the Naval Safety Center in Norfolk, Virginia. It is distributed on a monthly basis. Since it is a safety bulletin, the issues should be kept in a binder in the work center for reference.

This bulletin covers all aspects of safety information, from electrical safety shoes to revisions of safety courses. If your work center does not maintain copies of the SHIPS SAFETY BULLETIN, find out where they are kept and review them to keep yourself up to date on safety related items. Figure 1-2 is an illustration of the front cover of the SHIPS SAFETY BULLETIN.




Figure 1-3.—Front cover of Safetyline magazine.

### AFLOAT SAFETY ADVISORIES

Safety advisories are sent out in message format and advise you of current and emergent safety-related items. The Afloat Safety Advisories are available from the Naval Safety Center, Naval Air Station, Norfolk, Virginia, on disk in WordPerfect 5.1 or ASCII format. Your command may contact the safety center for this disk at DSN 564-7634.

#### SAFETYLINE

Safetyline is a shore safety review periodical in magazine form. It is published bimonthly by the Naval Safety Center in Norfolk, Virginia. Safetyline is approved as an official publication for distributing safety-related information. This information informs Department of the Navy personnel about current safety concerns and emerging developments within their area of expertise to enhance their professional development. Although the contents of this periodical are informative, they are not considered directive.

The Safetyline presents good articles on safety and is a beneficial addition to any shore-based ET shop library. Figure 1-3 is a sample front cover of Safetyline.

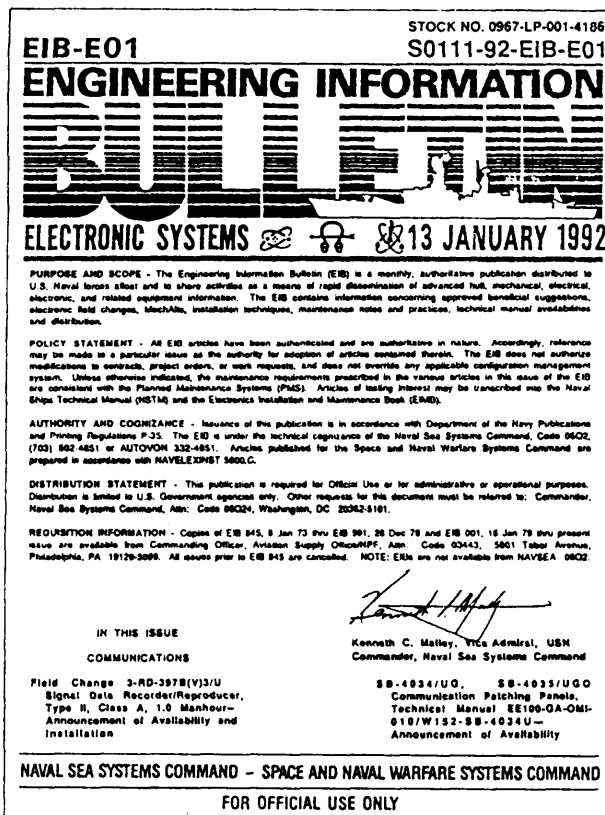


Figure 1-4.—Front cover of an EIB.

## **ENGINEERING INFORMATION BULLETIN (EIB)**

The EIB is a monthly, authoritative publication distributed to afloat and shore activities. It is a means of rapid dissemination of advanced hull, mechanical, electrical, electronic, and related equipment information. The EIB contains information concerning

- Approved beneficial suggestions
- Electronic field changes
- Installation techniques
- Maintenance notes and practices
- Technical manual corrections, availabilities and distribution.

Your ET shop should maintain a library of the EIBs for electronic systems for ready reference. It should also route all new EIBs to all personnel concerned with the topics for information and action.

You should familiarize yourself with the information contained in these periodicals. By doing so, you will help keep yourself current with changes to




Figure 1-5.—Cover of *deckplate* magazine

equipment and procedures. Figure 1-4 is an illustration of a front cover of an EIB.

## **DECKPLATE**

*Deckplate* is published bimonthly and is a technical periodical in magazine form. It is published by the Naval Sea Systems Command (NAVSEA) and contains articles on design, construction, and repair of naval vessels and their equipment and other technical equipment and programs under NAVSEA command

The content of *deckplate* is considered as information intended for information purposes only. Do not regard it as information that alters or supersedes official regulations, orders, or directives. Figure 1-5 illustrates the front cover of *deckplate*.

## **AIMS NEWSLETTER**

The *AIMS NEWSLETTER* provides information to shipboard technicians and operators of AIMS systems. At present, it is printed only as needed. That is, when information is obtained and compiled by the Naval




Figure 1-6.—Cover of an *AIMS NEWSLETTER*.

Electronic Systems Engineering Activity (NESEA), a newsletter is written and sent out.

To obtain back copies of the AIMS newsletters, contact the Naval Electronic Systems Engineering Activity (Code 2114), St. Inigoes, Maryland. You may also access an AIMS hotline if you have questions or problems concerning maintenance. The number for the AIMS hotline is DSN 326-3512, extension 8229. Figure 1-6 is an illustration of the front cover of an *AIMS NEWSLETTER*.

### ***FATHOM***

*FATHOM* is an afloat safety review periodical in magazine form. It is published bimonthly by the Naval Safety Center in Norfolk Virginia. *FATHOM* contains articles pertaining to safety issues of concern to surface and submarine forces and is distributed primarily to these forces. Figure 1-7 shows a front cover of *FATHOM*.

In the previous paragraphs we have discussed only a few of the periodicals that are available in the fleet.




Figure 1-7.—Front cover of *FATHOM*.

You may want to use the technical periodicals to keep up to date with any changes that may occur to policy or equipment configuration. However, remember, that most periodicals are for information purposes only and do not change or supersede policies, directives, or instructions.

### **USING SOURCES OF INFORMATION**

Use bulletins, instructions, and periodicals to increase your knowledge of electronics. They are excellent sources for discovering new techniques in troubleshooting and testing of equipment, and for obtaining updates on safety procedures.

You can use individual command logs, such as those that we mentioned earlier, to keep an accurate history of equipment performance, and the location of test equipment.

You can also use the sources of information that we discussed above as training aids for newly reporting personnel. New personnel can use the sources to bring themselves up to date on new procedures and troubleshooting techniques. In addition they can use the

log books to learn about the operating history of the equipment they are assigned to maintain.

## **MAINTAINING SOURCES OF INFORMATION**

Since sources of information are of great importance to every technician, there is a need to maintain, update, and care for all of them. In the remainder of this chapter, we will discuss how to care for the Electronics Technicians' primary sources of information.

### **SCHEMATICS**

Let's begin with the schematics that took you so much time to color code when you were in school, particularly in "C" school. The instructor for schematics gave you certain information that you thought would be valuable in the future. You probably put that information on your schematics. After "C" school, you may have referred to those schematics during certain repair procedures. The schematics became good reference material. If you still have the schematics, laminate them and make them part of your personal, professional reference library.

Now let's look at the schematics contained in your technical manuals. The first thing to remember is that the technical manuals in your shop are for every technician to use. Do not write on these schematics. If you do, you will probably confuse you shipmates when they need to use them. Often, these schematics tend to tear along the folds. Reinforce these areas with clear tape. Finally, be sure to fold the schematics neatly back into the technical manual when you have finished using them.

### **SHOP LOGS**

Far too often, shop logs become scratch pads or doodle pads. To ensure that this does not happen with your shop logs, place them on book shelves when you have completed your entries into them. Remember, these logs will contain information on equipment history that shipmates who arrive on board long after you have transferred may need to use.

### **PERIODICALS**

Periodicals such as the EIB and the *SHIPS SAFETY BULLETIN* should be kept in hard binders in chronological order. Keep these binders in a bookcase or shelf in your shop for everyone in the shop to use. As we mentioned before, these periodicals are filled with technical and safety information.

### **INSTRUCTIONS**


There are many instructions in the Navy, and to keep them all in your shop would be an impossibility. However, in many of these instructions, you will find pertinent information that pertains directly to the ET world, such as electronic safety, hazardous material control, and so on. When you come across this information, copy it and keep it in a binder for reference in your shop. Remember to keep this binder up to date as you receive changes to the instructions.

In this chapter we have discussed some of the reports, logs, and publications that will be helpful to you in your everyday job as a technician. You now have the responsibility to apply this information and to enhance your administrative skills. In the next chapter you will learn about the technical administration aspects of your job as an Electronics Technician.

## CHAPTER 2

# TECHNICAL ADMINISTRATION

Technical administration is basically the filling out of paperwork required to complete a task. Whether the task is maintenance or repair in nature, it is not fully completed until all documenting paperwork has been finalized. You, as the technician, are responsible for ensuring that all paperwork is completed for each task you are assigned.



### THE MAINTENANCE DATA SYSTEM (MDS)

The Maintenance Data System (MDS) provides a means of recording maintenance actions in substantial detail. This allows a variety of information concerning these actions and the performance of equipment involved to be retrieved. (In older documents, you may see the system referred to as MDCS.) One of the major objectives of the MDS is to provide the capability of reporting configuration changes. In the following paragraphs, we will describe MDS subsystems that you will use frequently.

### MAINTENANCE DATA SYSTEM (MDS) FORMS

In the following paragraphs we will briefly discuss the MDS forms that you as an ET are most likely to come across in your daily routine. For more in-depth information on the MDS forms, we recommend that you read chapter 9 of OPNAVINST 4790.4, *Ships' Maintenance and Material Management (3-M) Manual*. Because the supply forms associated with the

MDS have been discussed in other training manuals, we will not cover them here.

### Ship's Maintenance Action Form-OPNAV 4790/2K

This form, shown in figure 2-1, is the primary maintenance form. It is used by maintenance personnel to report (1) deferred maintenance actions and (2) all completed maintenance actions (including previously deferred actions).

The OPNAV 47902K contains six sections that require entries, depending on the type of maintenance action being reported. The form is printed on paper that does not require carbon to make multiple copies. Whenever you make an entry on this form, print the information, using all CAPITAL letters. Be sure the information is legible and inserted within the "tic" marks. If you make an error, line it out using a single line and enter the correct information.

### Supplemental Form-OPNAV 4790/2L

This form, illustrated in figure 2-2, is used to provide amplifying information for a maintenance action reported on a 2K form. For example, you may include on the 2L information from drawings, listings, associated parts placement, part labels, and the like, for use by a repair activity.

When you need to use an OPNAV 4790/2L with an OPNAV 4790/2K, enter in block 35 of the 2K the notation "2L USED."

### Maintenance Planning and Estimating Form-OPNAV 4790/2P

This form is used with an OPNAV 4790/2K that defers maintenance to be done by an IMA under the Intermediate Maintenance Management System (IMMS). It provides information necessary to allow screening and planning to be done in detail.

Figure 2-3 illustrates this form as it may appear when planning and scheduling have been completed by a repair activity. Chapter 12 of OPNAVINST 4790.4B contains detailed information on the use of the form.

OPNAV 4790/2K (Rev. 6-75) S/N 0107-LF-047-8011										SHIP'S MAINTENANCE ACTION FORM (2-KILO)				COMP		DEF. #					
<b>SECTION I IDENTIFICATION</b>																					
JOB CONTROL NUMBER																					
1. SHIP'S UIC			2. WORK CENTER			3. JOB SEQ. NO.			4. APL/AEL					6. WND		7. STA		8. CAB		9. OPN	
A. SHIP'S NAME					5. EQUIPMENT NOUN NAME									10.		11.		12.			
B. HULL NUMBER				13. IDENT./EQUIPMENT SERIAL NUMBER				14. ETC.													
15. SAFETY HAZARD <input type="checkbox"/>		16. LOCATION (Compartment/Deck/Fraser/Side)						17. WHEN DISCOVERED DATE YR. DAY													
CONFIGURATION CHANGE								FOR INSURV USE													
18. ALTERATIONS (SHIPALT, ORDALT, PIR Ctg, etc.)				19. * / * *		20. INSURV NUMBER		21. SUFFIX		22. U		23. S		24. P/F							
<b>SECTION II DEFERRAL ACTION</b>																					
				25. S/F MHRS. EXP.		26. DEFER. DATE YR. DAY		27. S/F MHRS. REM.		28. DEADLINE DATE YR. DAY											
<b>SECTION III COMPLETED ACTION</b>																					
				29. ACT. TKN		30. S/F MHRS.		31. COMPLETION DATE YR. DAY		32. ACT. MAINT. TIME		33. TI		34. METER READING							
<b>SECTION IV REMARKS/DESCRIPTION</b>																					
35. REMARKS/DESCRIPTION																					
37. COMP SUMMARY																					
36. FIRST CONTACT/MAINT. MAN (Print)				38. RATE		40. SECOND CONTACT/SUPERVISOR (Print)				41. PRI		42. T/A		43. INTEGRATED PRIORITY		44. IUC		45. TYCOM			
C. DIV. INIT.		D. DEPT. INIT.		E. COMMANDING OFFICER'S SIGNATURE						F. TYCOM AUTHORIZATION				SCREENING							
46. SPECIAL PURPOSE		A.		B.		C.		D.		E.		F.		G.		H.		I.			
<b>SECTION V SUPPLEMENTARY INFORMATION</b>																					
47. BLUEPRINTS, TECH. MANUALS, PLANS, ETC.						AVAILABLE ON BOARD YES NO		48. PREARRIVAL/ARRIVAL CONFERENCE ACTION/REMARKS													
49.																					
50.																					
51.																					
52.																					
53.																					
54.																					
<b>SECTION VI REPAIR ACTIVITY PLANNING/ACTION</b>																					
49. REPAIR W/C		50. EST. MHRS.		51. ASST. REPAIR W/C		52. ASST. EST. MHRS.		53. SCHED. START DATE YR DAY		54. SCHED. COMP. DATE YR DAY											
55. REPAIR ACTIVITY UIC				56. WORK REQ. ROUTINE		57. EST. MANDAYS		58. EST. MANDAY COST \$		59. EST. MATERIAL COSTS \$											
60. EST. TOTAL COST \$				61. JOB ORDER NUMBER				62. LEAD P&E CODE		63. DATE OF EST. YR DAY											
64. FINAL ACT.		65. MHRS. EXPENDED		66. DATE COMPLETED YR DAY		67. COMPLETED BY (Signature - Rate)				68. ACCEPTED BY (Signature - Rate/Rank)											

Figure 2-1.—OPNAV 4790/2K, Ship's Maintenance Action Form.





SECTION I. PLANNING

JOB CONTROL NUMBER				
A SHIP'S NAME <b>USS WHITE PLAINS</b>	B HULL NUMBER <b>AFS 4</b>	1 SHIP'S UIC <b>05835</b>	2 WORK CENTER <b>EE011608</b>	3 JOB SEQ NO
4 PERIODIC MAINTENANCE REQUIREMENT		5 PERIODICITY	6 YMM ISSUED	7 SPECIAL DATA
8 SCREENING ACTION a. <input type="checkbox"/> IUC <input type="checkbox"/> TYCOM a. <input type="checkbox"/> n. <input type="checkbox"/> DEPOT ACCOMPLISH b. <input checked="" type="checkbox"/> i. <input checked="" type="checkbox"/> IMA ACCOMPLISH c. <input type="checkbox"/> j. <input type="checkbox"/> TSU/NAVSEC/NOSSO/ETC d. <input type="checkbox"/> k. <input type="checkbox"/> SHIPS FORCE (IMA) (DEPOT) ASSIST e. <input type="checkbox"/> l. <input type="checkbox"/> SHIP TO SHIP f. <input type="checkbox"/> m. <input type="checkbox"/> ACCOMPLISH WITH MODIFICATIONS g. <input type="checkbox"/> n. <input type="checkbox"/> DISAPPROVE		9 QUALITY ASSURANCE REQUIREMENTS a. <input type="checkbox"/> SUBSAFE b. <input type="checkbox"/> LEVEL I c. <input type="checkbox"/> NUCLEAR LEVEL I d. <input type="checkbox"/> NON DESTRUCT TEST e. <input type="checkbox"/> NUCLEAR WORK PROCEDURES f. <input type="checkbox"/> SUBMARINE ANTENNA ENGINEERING DIVISION		10 SPECIAL REQUIREMENTS a. <input checked="" type="checkbox"/> 3 KEY EVENT b. <input type="checkbox"/> SPECIAL INTEREST c. <input type="checkbox"/> DRY DOCK REQUIRED d. <input checked="" type="checkbox"/> PRE OVERHAUL TEST REQUIRED e. <input checked="" type="checkbox"/> POST OVERHAUL TEST REQUIRED f. <input type="checkbox"/> DEPARTURE TEST REQUIRED
C IUC SIGNATURE		D TYCOM SIGNATURE		11 NORMALLY DONE BY a. <input type="checkbox"/> S/F    b. <input type="checkbox"/> IMA    c. <input type="checkbox"/> DEPOT

SECTION II. SCHEDULING

12 LEAD WORK CENTER <b>38A</b>	13 SCHED START DATE YR DA <b>6245</b>	14 SCHED COMP DATE YR DA <b>6260</b>	15 EST MHRS <b>140</b>	16 KEY OP	17 TASK
18 ASST WORK CENTER <b>51A</b>	19 SCHED START DATE YR DA <b>6247</b>	20 SCHED COMP DATE YR DA <b>6258</b>	21 EST MHRS <b>40</b>	22 KEY OP	23 TASK
24 ASST WORK CENTER <b>52A</b>	25 SCHED START DATE YR DA <b>6245</b>	26 SCHED COMP DATE YR DA <b>6259</b>	27 EST MHRS <b>100</b>	28 KEY OP	29 TASK
30 ASST WORK CENTER	31 SCHED START DATE YR DA	32 SCHED COMP DATE YR DA	33 EST MHRS	34 KEY OP	35 TASK
36 ASST WORK CENTER	37 SCHED START DATE YR DA	38 SCHED COMP DATE YR DA	39 EST MHRS	40 KEY OP	41 TASK
42 ASST WORK CENTER	43 SCHED START DATE YR DA	44 SCHED COMP DATE YR DA	45 EST MHRS	46 KEY OP	47 TASK

SECTION III. TECHNICAL DOCUMENTATION

48	ON BOARD YES NO

SECTION IV. IUC/REPAIR ACTIVITY/TYCOM REMARKS

**IMA LIMIT REPAIRS TO 600 \$ ROV MATERIAL**

SECTION V. SUPPLEMENTAL PLANNING

50 EST MANDAYS	51 EST MANDAYS COST \$	52 EST MATERIAL COST \$	53 EST TOTAL COST \$	54

Figure 2-3.—OPNAV 4790/2P, Maintenance Planning and Estimating Form.



errors are brought to the attention of the operator for correction as required by OPNAVINST 4790.4.

### **Automated Work Request (AWR)-OPNAV 4790/2R**

This form is produced by the computer and combines the basic information submitted on the OPNAV 4790/2K and the planning information submitted on the OPNAV 4790/2P, if the 2P has been entered into the IMMS. A simulated AWR, produced under the Shipboard Non-Tactical ADP System (SNAP), is a valid work request and will be accepted by all involved activities (see figure 2-5). An AWR may be used for any of the following purposes:

- To describe all work and planning information relating to a specific job
- To enter planning information relating to a specific job with the OPNAV 4790/2K replacing the OPNAV 4790/2P
- By an IMA to conduct advance planning of a tended unit's availability

Chapter 12 of OPNAVINST 4790.4 contains detailed information on this form.

### **Ship's Configuration Change Form-OPNAV 4790/CK and Ship's Configuration Change Form Continuation Page-OPNAV 4790/CK(C)**

These forms shown in figures 2-6A and 2-6B are used to report configuration changes at the individual equipment level.

When you use the OPNAV 4790/CK form, you do not need to document the associated maintenance action on an OPNAV 4790/2K form. The OPNAV 4790/CK form is used both as a closing deferral for reporting the accomplishment of a previously deferred maintenance action that results in a configuration change, and as a completed maintenance action (no prior deferral) reporting a configuration change.

A configuration change occurs whenever a maintenance action results in the following situations:

1. Addition or installation of any new equipment.
2. Deletion or removal of any installed equipment.
3. Replacement or exchange of any equipment. A replacement or exchange is reported as the removal of an installed equipment and installation of a new equipment.

4. Modification of any installed equipment. A modification results from a maintenance action that alters the design or operating characteristics of the equipment, or a maintenance action in which nonstandard replacement parts (not identified on the APL or in the technical manual) are used.
5. Relocation of any equipment.
6. Accomplishment of any alteration directive.

Two excellent documents that provide block-by-block instructions for completing the OPNAV 4790/CK are OPNAVINST 4790.4 (3-M Manual) and SPCCINST 4441.170, the *COSAL Use and Maintenance Manual*.

### **CURRENT SHIP'S MAINTENANCE PROJECT (CSMP)**

The CSMP is an administrative system that provides the command and work center with the management data needed for the systematic accomplishment of repair and alteration of ship's hull, installed equipment, and material. It identifies at any one time the backlog of deferred maintenance for each work center. The MDS provides the means for gathering this information. If the information provided is not accurate or up-to-date or is improperly used by supervisors or maintenance technicians, the CSMP system is worthless.

The usefulness of the MDS depends upon your accuracy, thoroughness, and timeliness in reporting information. The MDS is a system in which potential benefits are directly proportional to the efforts applied. Programs for improving reliability, maintainability, and logistic support of fleet equipment depend on how conscientiously you adhere to reporting procedures.

### **PLANNED MAINTENANCE SYSTEM (PMS)**

The Planned Maintenance System provides each command with a simple standard means for planning, scheduling, controlling, and performing planned maintenance of all equipment. PMS maintenance actions are the minimum required to maintain the equipment in a fully operable condition. Maintenance procedures are contained on cards called "maintenance requirement cards" (MRCs).

### **Maintenance Requirement Cards (MRCs)**

The MRCs provide detailed information for performing preventive maintenance. They state exactly



**SHIP'S CONFIGURATION CHANGE FORM** OPNAV 4790/CK (5-84)

S/N 0107-LF-047-9001

CONFID FILE CORR    COMP MIA NO DEFL    COMP DEFL

**SECTION I JOB IDENTIFICATION**

1 SHIP'S UIC		2 WORK CENTER		3 JOB SEQ NR		4 ALTERATIONS (SHIPALTY, FLD CHG, ETC)			
A SHIP'S NAME				B HULL NUMBER		C EIC		D ACT TEN	
7 EQUIPMENT HOUR NAME						8 SP MHRS EXP	9 ACT MAINT TIME	10 COMP DATE	11 MTR

**SECTION II JOB DESCRIPTION/REMARKS**

12 JOB DESCRIPTION/REMARKS

---

**SECTION III COMPONENT CONFIGURATION CHANGE IDENTIFICATION**

13 COMPONENT HOUR NAME						14 QUANTITY		15 CA	
16 COMPONENT IDENTIFICATION				17 COMPONENT SERIAL NUMBER					
18 COMPONENT APU/AEL				19 LOCATION (DECK/FRAME/SIDE)			20 EIC		
21 NEXT HIGHER ASSEMBLY				22 B A C		23 WORK CENTER			
24 NAMEPLATE DATA									
25 MIP									
26 EOBBS									
27 TM									

**SECTION IV SPECIAL PURPOSE**

28 RRN		29 ALB/N		30 BECAUSE OFFICE USE			
--------	--	----------	--	-----------------------	--	--	--

—INSTRUCTIONS—

ITEM NUMBER	SECTION I & II DESCRIPTION	SECTION I & II PAGE			LEGEND	
		1	2	CONT	PAGE	
1-3	JOB CONTROL NUMBER	M				
4	ALTERATION IDENTIFICATION	SP				
5	EQUIPMENT IDENTIFICATION CODE	M		NR		
6	ACTION TAKEN	M		NR		
7	EQUIPMENT HOUR NAME	M		NR		
8	SHIP'S FORCE MANHOURS EXPENDED	M		NR		
9	ACTIVE MAINTENANCE TIME	M		NR		
10	COMPLETION DATE	M		NR		
11	METER READING	SP		NR		
12	JOB DESCRIPTION (REMARKS)	O		NR		
13	COMPONENT HOUR NAME	M	NR	M		
14	QUANTITY	M	M	M		
15	COMPONENT ACTION	M	M	M		
16	COMPONENT IDENTIFICATION	SP	SP	SP		
17	COMPONENT SERIAL NUMBER	IA	IA	IA		
18	COMPONENT APU/AEL	M	IA	IA		
19	LOCATION	M	M	M		
20	EQUIPMENT IDENTIFICATION CODE	NR	IA	NR		
21	NEXT HIGHER ASSEMBLY	SP	SP	SP		
22	SERVICE APPLICATION CODE	IA	IA	IA		
23	WORK CENTER	NR	M	NR		
24	NAMEPLATE DATA	NR	M	NR		
25	MAINTENANCE INDEX PAGE	IA	IA	IA		
26	EOBBS	SP	SP	SP		
27	TECH MANUAL NUMBER	IA	IA	IA		

**LEGEND**

IA - IF AVAILABLE    O - OPTIONAL  
 SP - IF APPLICABLE    NR - NOT REQUIRED  
 M - MANDATORY

**SECTION I, BLOCK 6 ACTION TAKEN**

1A - PARTIALLY COMPLETED ALTERATION  
 1B - FULLY COMPLETED ALTERATION  
 1C - FULLY COMPLETED EQUIVALENT TO ALTERATION  
 1D - ALTERATION DIRECTIVE NOT APPLICABLE

**SECTION II, BLOCK 15 COMPONENT ACTION**

1 - MAINTENANCE ACTION COMPLETED PARTS DRAWN FROM SUPPLY  
 2 - MAINTENANCE ACTION COMPLETED REQUIRED PARTS NOT DRAWN FROM SUPPLY (LOCAL MANUFACTURE, PRE-EXPENDED BINS)  
 3 - MAINTENANCE ACTION COMPLETED NO PARTS REQUIRED

**MAINTENANCE ACTIONS**

R - REMOVED EQUIPMENT  
 I - INSTALLED EQUIPMENT  
 M - MODIFIED EQUIPMENT

**CONFID FILE CORR NO MAINTENANCE ACTION**

A - ADDITION OF RECORD  
 D - DELETION OF RECORD  
 C - CORRECT/CHANGE EXISTING RECORD

WORK CENTER SUPERVISOR    DIVISION OFF    SUPPLY DEPT    3 M COORDINATOR

SHIP SEQUENCE NUMBER    PAGE \_\_\_\_\_ OF \_\_\_\_\_

Figure 2-6A.—OPNAV 4790/CK, Ship's Configuration Change Form.

JOB CONTROL NUMBER			ALTERATION IDENTIFICATION		SAME AS P1, S111 EXCEPT		PAGE _____ OF _____		
1 SHIP'S UIC	2 WORK CENTER	3 JOB SEQ NR	4 ALTERATIONS (SHIPALT, FLD, CHG, ETC.)				14 QUANTITY	15 CA	
13 COMPONENT NOUN NAME				17 COMPONENT SERIAL NUMBER					
16 COMPONENT IDENTIFICATION				18 COMPONENT APL/AEL				20 EIC	
18 COMPONENT APL/AEL				19 LOCATION (DECK/FRAME/SIDE)		22 S A C		23 WORK CENTER	
21 NEXT HIGHER ASSEMBLY				24 NAMEPLATE DATA					
25 MIP				26 EOSS					
27 TM				28 RIN				29 AILSIN	
28 RIN				30 SECAS OFFICE USE					

JOB CONTROL NUMBER			ALTERATION IDENTIFICATION		SAME AS P1, S111 EXCEPT		PAGE _____ OF _____		
1 SHIP'S UIC	2 WORK CENTER	3 JOB SEQ NR	4 ALTERATIONS (SHIPALT, FLD, CHG, ETC.)				14 QUANTITY	15 CA	
13 COMPONENT NOUN NAME				17 COMPONENT SERIAL NUMBER					
16 COMPONENT IDENTIFICATION				18 COMPONENT APL/AEL				20 EIC	
18 COMPONENT APL/AEL				19 LOCATION (DECK/FRAME/SIDE)		22 S A C		23 WORK CENTER	
21 NEXT HIGHER ASSEMBLY				24 NAMEPLATE DATA					
25 MIP				26 EOSS					
27 TM				28 RIN				29 AILSIN	
28 RIN				30 SECAS OFFICE USE					

JOB CONTROL NUMBER			ALTERATION IDENTIFICATION		SAME AS P1, S111 EXCEPT		PAGE _____ OF _____		
1 SHIP'S UIC	2 WORK CENTER	3 JOB SEQ NR	4 ALTERATIONS (SHIPALT, FLD, CHG, ETC.)				14 QUANTITY	15 CA	
13 COMPONENT NOUN NAME				17 COMPONENT SERIAL NUMBER					
16 COMPONENT IDENTIFICATION				18 COMPONENT APL/AEL				20 EIC	
18 COMPONENT APL/AEL				19 LOCATION (DECK/FRAME/SIDE)		22 S A C		23 WORK CENTER	
21 NEXT HIGHER ASSEMBLY				24 NAMEPLATE DATA					
25 MIP				26 EOSS					
27 TM				28 RIN				29 AILSIN	
28 RIN				30 SECAS OFFICE USE					

JOB CONTROL NUMBER			ALTERATION IDENTIFICATION		SAME AS P1, S111 EXCEPT		PAGE _____ OF _____		
1 SHIP'S UIC	2 WORK CENTER	3 JOB SEQ NR	4 ALTERATIONS (SHIPALT, FLD, CHG, ETC.)				14 QUANTITY	15 CA	
13 COMPONENT NOUN NAME				17 COMPONENT SERIAL NUMBER					
16 COMPONENT IDENTIFICATION				18 COMPONENT APL/AEL				20 EIC	
18 COMPONENT APL/AEL				19 LOCATION (DECK/FRAME/SIDE)		22 S A C		23 WORK CENTER	
21 NEXT HIGHER ASSEMBLY				24 NAMEPLATE DATA					
25 MIP				26 EOSS					
27 TM				28 RIN				29 AILSIN	
28 RIN				30 SECAS OFFICE USE					

Figure 2-6B.—OPNAV 4790/CK(C), Ship's Configuration Change Form Continuation Page

SHIP SYSTEM	SUBSYSTEM	MRC CODE R-286 M-5	
SYSTEM	EQUIPMENT AN/SPS-52A Radar Set	RATES FTMJ FTMSM	M/H 2.0 2.0
MAINTENANCE REQUIREMENT DESCRIPTION 1. Test receiver alignment.		TOTAL M/H 4.0 ELAPSED TIME 2.0	
SAFETY PRECAUTIONS 1. Forces afloat comply with Navy Safety Precautions for Forces Afloat, OPNAVINST 5100 series. 2. When BATTLE SHORT or DOOR INTLK BYPASS switches are ON, protective interlocks are bypassed and voltages dangerous to life are accessible when equipment is open. Do not work alone.		TOTAL M/H 4.0 ELAPSED TIME 2.0	
TOOLS, PARTS, MATERIALS, TEST EQUIPMENT 1. Adapter, UG-28A/U 2. 4" Adjustable wrench 3. 4" Normal duty screwdriver 4. Multimeter, AN/USM-311 (SCAT 4245) 5. Pulse Generator, SG-816/U (SCAT 4409) 6. Oscilloscope, AN/USM-281A (SCAT 4308) 7. Signal Generator, HEWLETT-PACKARD-8616A (SCAT 4374)		MRC CODE R-286 M-5	
PROCEDURE Maintenance procedure with this requirement is CONFIDENTIAL. Maintenance Requirement Card is stowed in _____.		CODE -286 M-5	
LOCATION		DATE January 1986	
PAGE 1 OF 4		PAGE 1 OF 4	
C 19		C 19	
CSC I		CSC I	
M		M	

MAINTENANCE REQUIREMENT CARD (MRC)  
OPNAV FORM 4700-1

Figure 2-7.—Maintenance Requirement Cards

the “who, what, when, how, and with what resources” associated with a specific maintenance requirement. (See figure 2-7.)

Some MRCs have equipment guide lists (EGLs) accompanying them to serve as location guides for a number of identical equipments. A blank EGL is shown in figure 2-8.

#### List of Effective Pages (LOEP)

The work center LOEP contains a list of the Maintenance Index Pages (MIPs) and a brief description of the systems and equipments in the work center.

#### Maintenance Index Page (MIP)

A MIP contains a brief description of the maintenance requirements on all the MRCs for each item of equipment.

#### Schedules

Maintenance is scheduled on cycle, quarterly, and weekly schedules.

Cycle Schedule-Displays the PMS requirements to be performed during the period between major overhauls.

Quarterly Schedule-Displays each work center's PMS requirements to be performed during a specific 3-month period.

Weekly Schedule-Displays the planned maintenance scheduled for accomplishment in a work center during a specific week.

#### PMS Feedback Report (FBR)-OPNAV 4790/7B

The PMS feedback report, shown in figure 2-9, provides the command with an easy method of



<b>EQUIPMENT GUIDE LIST</b> OPNAV 4790/81 (2-78) S/N 0107-LF-047-9405		PAGE   OF <input type="text"/> <input type="text"/> <input type="text"/> <input type="text"/> <input type="text"/>			
MIP NO (Last four characters) _____		MRC PERIODICITY _____			
EQUIPMENT NAME NOMENCLATURE	SERIAL NO. QUANTITY	LOCATION	APPLICABLE DATA AS REQUIRED BY MRC		

**Figure 2-8.—Standard Equipment Guide List (EGL).**

recommending changes to maintenance requirement cards, ordering MRCs that have been lost or mutilated, and notifying the systems commands of any discrepancies in coverage.

The FBR is a five-part form composed of an original and four copies. Instructions for preparing and submitting the form are printed on the back of the last copy as illustrated in figure 2-10. You can obtain these forms through the Navy Supply System. For detailed instructions on 3-M procedures, refer to OPNAVINST 4790.4B.

**THE TECHNICAL LIBRARY**

Now that we have discussed the paperwork needed to complete maintenance actions, we will look at the technical library that should be setup and maintained to provide technicians the technical documents they need to perform maintenance.

In the following paragraphs we will discuss various manuals and publication that will give you a good starting point for a technical library.

**PUBLICATION APPLICABILITY LISTING (PAL)**

The PAL lists technical manuals, operating instruction charts, performance standards sheets, maintenance standards books, and technical manual

changes for operating and maintaining onboard systems and equipments that are under the technical cognizance of NAVSEASYS.COM.

The PAL is produced from the Ships' Technical Publications System, NAVSEA's technical manual information system, and is maintained by the Naval Ship's Data Support System (NSDSS), Port Hueneme, California. Although the PAL provides assistance in determining the publications needs of the ship or shore station to which it applies, it is not a list of required publications.

The PAL contains four separately bound volumes, each having two parts:

- Volume 1—General Publications
  - Part 1—Electronics, HM&E, and Miscellaneous
  - Part 2—Weapons

Volume 1 lists only general and ship-applicable publications that do not relate to equipments or systems. It does not include any of the publications that appear in Volumes 2, 3, and 4.
- Volume 2—Electronics
  - Part 1—Equipment sequence
  - Part 2—Publication sequence
- Volume 3—HM & E

REPORT SYMBOL OPNAV 4790-4	
SEE INSTRUCTIONS ON BACK OF GREEN PAGE	
FROM (SHIP NAME AND HULL NUMBER)	SERIAL #
U.S.S. MIDWAY (CV-41)	2596-89
	DATE
TO	
<input checked="" type="checkbox"/> NAVAL SEA SUPPORT CENTER PACIFIC (Category A)	
<input type="checkbox"/> TYPE COMMANDER (Category B)	
SUBJECT: PLANNED MAINTENANCE SYSTEM FEEDBACK REPORT	
SYSTEM, SUB-SYSTEM, OR COMPONENT	APL/CID/AN NO./MK. MOD.
SYSCOM MIP CONTROL NUMBER	SYSCOM MRC CONTROL NUMBER
DESCRIPTION OF PROBLEM	
CATEGORY A	CATEGORY B
<input checked="" type="checkbox"/> MIP/MRC REPLACEMENT	<input type="checkbox"/> TECHNICAL
	<input type="checkbox"/> TYCOM ASSISTANCE
	<input type="checkbox"/> OTHER (Specify)
REMARKS	
MIPs only, 1 each A-33/109-87 EL-11/128-67	
MIPs and MRCs E-11/62-18 2 each F-6/7-87 1 each	
MRCs only, 5 each (MIP E-14/749-22) 69 T965 S	
ORIGINATOR & WORK CENTER CODE	DIV. OFFICER
<i>J. Se</i> EX00	<i>[Signature]</i>
DEPT. HEAD	3-M COORDINATOR
<i>[Signature]</i>	<i>[Signature]</i>
Originator do not write below. For TYCOM use only.	
TYCOM <input type="checkbox"/> CONCUR	<input type="checkbox"/> DO NOT CONCUR
<input type="checkbox"/> TAKES ACTION	<input type="checkbox"/> PASSES FOR ACTION
TYCOM REP SIGNATURE	DATE
OPNAV 4790/7B (Rev. 9-89)	ACTION COPY
S/N 0107-LF-007-8000	PAGE ____ OF ____
EDITION OF 3-84 MAY BE USED UNTIL EXHAUSTED	

Figure 2-9.—OPNAV 4790/7B, PMS Feedback Report (FBR).

- Part 1—Equipment sequence
- Part 2—Publication sequence
- Volume 4—Weapons
  - Part 1—Equipment sequence
  - Part 2—Publication sequence

### MAINTENANCE STANDARDS HANDBOOKS

Maintenance standards handbooks describe a series of specially developed preventive maintenance procedures that, when performed as directed, will reveal areas of subnormal performance and provide for

---

1. ORIGINATOR:

- a. Typewritten copies are preferred, however handprinted copies are acceptable. Use ballpoint pen and ensure all copies are legible.
- b. EQUIPMENT IDENTIFICATION: Fill in titled blocks that apply. Give as much information that can be determined. Ensure that current APL number is used for hull, mechanical or electrical equipment or electronic/weapons equipment which does not have an Army-Navy number or mark/mod designation.
- c. DESCRIPTION OF PROBLEM: Check the appropriate box.
  - Category A
    - (1) MIP/MRC REPLACEMENT: Ensure that PMS documentation request is current in accordance with latest SFR. For missing MIP's/MRC's, give SYSCOM control numbers when they can be determined. If SYSCOM control numbers cannot be determined, provide as much nameplate data as can be obtained. When ordering a variety of missing worn MIP's/MRC's, the subject section shall be left blank.
  - Category B
    - (2) TECHNICAL: (a) Identify specific discrepancy discovered in PMS by MRC control number, step number, etc.  
(b) For publication discrepancies identify publication by number, volume, revision date/number, change number, page, paragraph and or figure as appropriate.

*THIS FORM WILL NOT BE USED TO ORDER PUBLICATIONS.*

- (3) TYCOM ASSISTANCE: Includes clarification of J-M instructions and other matters related to PMS administration.
- (4) OTHER: Identify in detail any problem not covered by (1) through (3) above. Shifts of maintenance responsibility will be reported under this item. Ensure that all work centers involved in the change are identified by work center code. Approval by the Executive Officer will be shown in the "Remarks".
- d. REMARKS: Provide brief, but complete, description of problem or requirement. Executive Officer indicate approval of maintenance responsibility shift by endorsement. Use additional forms if more space is required. Mark additional forms, "page 2 of 2", "page 2 of 3", etc. Staple additional forms behind basic form.
- e. ORIGINATOR IDENTIFICATION: Sign and insert work center code in appropriate space.

2. DIVISION OFFICER: Review for accuracy and completeness and sign in the space provided.

3. DEPARTMENT HEAD: Review for accuracy and completeness and sign in the space provided.

4. J-M COORDINATOR:

- a. Serialize, date and sign in the appropriate spaces.
- b. Routing instructions: For category "A" FBR's forward the white and yellow copies to the appropriate NAVSEACEN and the pink copy to the TYCOM. For category "B" FBR's forward the white, yellow and pink copies to the TYCOM. Retain blue copy in suspense file. Return green copy to the originator.

---

OPNAV 4790/78 (Back)

Figure 2-10.—Instructions for Preparing the PMS Feedback Report (reverse side of FBR form).

effective mechanical and electrical maintenance of the equipment. The installing activity performs those procedures on the equipment when it is operating properly and publishes the results as "designated reference standards." The designated reference standards collectively represent normal performance. This allows you to compare the results of a scheduled

test with the reference standards to identify, properly analyze, and correct abnormalities.

### NAVAL SHIPS' TECHNICAL MANUAL (NSTM)

The NSTM is a set of books (chapters) that contain general information on a variety of topics. You can find

a complete listing of the NSTM chapters in chapter 001, *General - NSTM Publications Index and User Guide*. The chapters we have listed below are related to your job, both as a technician and as a member of a ship's or station's organization.

### **NSTM Chapter 79-Practical Damage Control (DC)**

This chapter provides broad guidance for establishing a DC organization. This guidance is designed to help organizations plan before damage occurs, spend a minimal amount of time localizing damage that does occur, and make emergency repairs or restoration as quickly as possible after damage occurs.

### **NSTM Chapter 300-Electrical Plant**

This chapter provides information and instructions on electrical equipment, electrical safety precautions, electrical insulation and insulation resistance, and maintenance reconditioning of electrical equipment. It provides the requirements we, as ETs, must meet in a shipboard safety program, including use and maintenance of organizational electrical and electronic equipment and personal electrical and electronic equipment.

### **NSTM Chapter 400-Electronics**

This chapter provides major policies and instructions pertaining to maintenance of electronic equipment and safety information aboard active and reserve ships.

### **NSTM Chapter 631-Preservation of Ships in Service**

This chapter provides instructions, requirements, and information for prevention of corrosion of ships, boats, and small craft. Topics include surface preparation, painting, and application of other preventive measures.

### **NSTM Chapter 634-Deck Coverings**

This chapter provides information concerning materials, installation procedures, maintenance and

repair of deck coverings, gratings, sealing methods, and caulking compounds used for sealing deck seams.



### **ELECTRONICS INSTALLATION AND MAINTENANCE BOOK (EIMB)**

The EIMB is the medium for collecting, publishing, and distributing, in one convenient source, safety information, maintenance policies and philosophies, installation standards and practices, and overall electronic equipment and material-handling procedures required by Chapter 400 of the *Naval Ships' Technical Manual*. The EIMB is organized into a 13-volume series of individual books.

#### **EIMB General Handbook**

This handbook provides data pertaining to administration, supply, publications, and safety matters, and contains the subject index for information contained in the other handbooks.

#### **EIMB Installation Standards Handbook**

This handbook issues approved standards, techniques, and practices for the installation of electronic equipment aboard ships.

#### **EIMB Electronic Circuits Handbook**

This handbook provides the theory of operation and circuit description of basic vacuum tube and semiconductor circuits.

#### **EIMB Test Methods and Practices Handbook**

This handbook provides technicians with reference information on the fundamentals of test methods and basic measurements, step-by-step procedures for testing typical electronic circuits and equipment, and fictional descriptions of the theory of operation of the test equipment used and circuits tested.

#### **EIMB Reference Data Handbook**

This handbook contains an encyclopedic presentation of useful and informative definitions,

abbreviations, formulas, and other general data related to electronics installations and maintenance.

### **EIMB EMI Reduction Handbook**

This handbook contains techniques and procedures for the elimination or reduction of electromagnetic interference created by own force's electromagnetic radiating devices.

### **EIMB General Maintenance Handbook**

This handbook contains routine maintenance concepts, techniques, and procedures common to all electronic and electrical equipment.

### **EIMB Equipment-Oriented Handbooks**

For the basic equipment category, each of the six handbooks contains general servicing information; servicing information for specific equipments; a field change identification guide that provides field change information for all equipments of the basic equipment category; and functional descriptions common to the equipment of the basic equipment category. The six equipment-oriented handbooks are as follows:

1. Communications
2. Radar
3. Sonar
4. Test Equipment
5. Radiac
6. Countermeasures

Periodically, the equipment-oriented handbooks are updated by incorporating the *Engineering Information Bulletin* (EIB) articles. The EIMBs are an excellent source of basic information that can be used as a training tool for your workcenter. If space is available, you will benefit from having a complete set for your technical library.

### **OTHER PUBLICATIONS**

There are many other useful publications throughout the fleet. However, because of the vast number, we will only describe a few in the following paragraphs.

### **Shipboard Antenna Systems Manuals**

These five manuals serve as a source of information for personnel concerned with the installation and maintenance of shipboard antennas. The information they contain supplements, but does not supersede, existing specifications. The following is a list of what each volume contains:

- Volume 1—Communications Antenna Fundamentals
- Volume 2—Installation Details, Communications Antenna Systems
- Volume 3—Antenna Couplers, Communications Antenna Systems
- Volume 4—Testing and Maintenance, Communications Antenna Systems
- Volume 5—Antenna Data Sheets

### **Miniature/Microminiature (2M) Electronic Repair Program**

While this publication (three volumes under one cover) gives procedures and techniques, personnel must be formally trained and certified to make high-quality, reliable repairs to state-of-the-art electronic printed circuits and modules.

### **Shipboard Bonding, Grounding, and Other Techniques for Electromagnetic Compatibility and Safety, Military Standard 1310 (NAVY)**

The requirements of this standard apply to all new shipboard installations and to any part of an existing installation that is being modified. The procedures and methods specified in this standard apply to any situation that requires the technician to (1) bond, ground, insulate, or use nonmetallic materials to provide electromagnetic compatibility; (2) provide personnel safety from electrical shock hazards; (3) safeguard electrical transmissions of classified information; and (4) provide a dc reference ground. We recommend this publication as a MUST reading assignment for all Electronics Technicians.

### **Electromagnetic Radiation Hazards (Hazards to Personnel, Fuel, and Other Flammable Material)**

This manual prescribes operating procedures and precautions to prevent injury to personnel, ignition of

volatile vapors, and premature initiation of electroexplosive devices in ordnance caused by exposure to environmental electromagnetic radiation.

Data in this manual are provided in two volumes as follows:

- Volume I  
Hazards to Personnel, Fuel, and Other Flammable Material (U)
- Volume II  
Part I–Hazards to Unclassified Ordnance Systems (U)  
Part II–Hazards to Classified Ordnance Systems (U)

Volume I and Volume II, Part One, are unclassified. All classified data are contained in Volume II, Part Two.

#### **Installation Criteria for Shipboard Secure Electrical Information Processing Systems, Military Standard 1680 (SHIPS)**

This standard sets forth the design and installation criteria that apply to shipboard secure electrical information processing systems, including detailed hardware and equipment requirements and the applicable inspection and reporting procedures and documentation. Installation and maintenance technicians of these processing systems MUST be well versed in the contents of this standard.

#### **General-Purpose Electronic Test Equipment, Military Standard 1364 (Series) (NAVY)**

This standard identifies standard General-purpose Electronic Test Equipment (GPETE), GPETE support items, and General Use Portable Electrical Equipment (GUPEE) that are suitable for Navy use and for which the Naval Sea Systems Command exercises material support responsibility by management of item entry. This standard also establishes uniform procedures for submission of applications to procure nonstandard GPETE.

#### **Military Specification Manuals, Technical: Functionally Oriented Maintenance Manuals (FOMM) for Electronic, Electromechanical, and Ordnance Equipment Systems, and Platforms, Military Specification Mil-M-24100C**

This specification sets forth the content and format requirements for FOMMS, and their revisions and changes, necessary for the installation operation, repair (organizational-level, intermediate-level, and depot-level), and parts support of equipment, systems, and subsystems without the services of manufacturer's representatives.

#### **Procedures for Conducting a Shipboard Electromagnetic Interference (EMI) Survey (Surface Ships), Military Standard 1605 (SHIPS)**

This standard provides detailed procedures for conducting an electromagnetic interference survey aboard surface ships.

#### **Navy Electricity and Electronics Training Series (NEETS)**

At present there are 24 NEETS modules. These modules contain a vast amount of information from an introduction to matter, energy, and direct current to an introduction to fiber optics.

The NEETS modules are high quality training aids as well as excellent review publications for basic electronics for all ETs.

#### **CATALOGS, LISTS, INDEXES, AND DIRECTORIES**

The following paragraphs will discuss catalogs, lists, indexes and directories of electronic equipment.

#### **Equipment Identification Code (EIC) Master Index**

This index provides a listing of equipment identification codes (EICs) in two sections. Section I lists EIC numbers in numerical sequence and identifies the equipment nomenclature assigned to each EIC number. Section II is the complement of Section I. It lists nomenclature in alphanumeric sequence and identifies the EIC numbers assigned to equipment.

## **Guide for User Maintenance of NAVSEA Technical Manuals**

The maintenance of up-to-date technical manuals aboard your command is essential to the operational readiness of the command systems and equipment. This guide will be an important part of the technical library.

### **Electrostatic Discharge Control Handbook for Protection of Electrical and Electronic Parts, Assemblies and Equipment (Excluding electrically initiated explosive devices) (METRIC), Military Handbook 263A**

This handbook provides guidance, not requirements, for the establishment and implementation

of an Electrostatic Discharge (ESD) Control Program according to the requirements of MIL-STD-1686. This document applies to the protection of electrical and electronic parts, assemblies and equipment from damage due to ESD. It does not provide information for the protection of electrically initiated explosive devices.

### **Metrology Automated System for Uniform Recall and Reporting (MEASURE) User's Manual**

This manual outlines the procedures that apply to Navy calibration facilities using the system, ship and shore activities obtaining services from them, and other military activities whose use of MEASURE is in effect.





## CHAPTER 3

# LOGISTICS

As an Electronics Technician, you will definitely be involved with the supply department in getting the exact items you need to complete your tasks. To work effectively and smoothly with the supply department, you must understand how to use the supply system. This chapter should help you understand the overall operation of the system.

### NAVAL SUPPLY SYSTEMS COMMAND

The Naval Supply Systems Command (NAVSUP-SYSCOM) controls the procurement of materials and services throughout the Department of the Navy. It combines into one overall system inventory managers, distribution activities, and other activities that are responsible for providing responsive and efficient material support to the operating forces of the Navy.

### INVENTORY MANAGERS

Navy inventory managers have the primary responsibility for managing assigned groups or categories of items of supply. The primary function of an inventory manager is to balance parts required and parts available so that Navy fleet and shore activities receive effective and efficient support. Navy inventory managers include systems commands, project managers, bureaus, offices (including Military Sealift Command), and inventory control points (ICPs) under the command of NAVSUPSYSCOM.

### INVENTORY CONTROL POINTS (ICPs)

Each ICP manages one or more types of material held at stock points in a distribution system. The ICPs position materials at stock points, maintain inventory control through an extensive stock reporting system, and provide technical assistance and cataloging services to the supply system and its customers.

### STOCK POINTS

Stock points are large facilities, such as supply centers and depots, that stock parts and assemblies for shipment to requesting commands.

### Supply Centers and Depots

Naval supply centers (NSCs) and depots are command organizations that furnish supply support to fleet units and shore activities. These stock points are primarily concerned with procuring, receiving, storing, issuing, and shipping material. Fleet and shore activities send requisitions to the stock points; which, in turn, ship the material and bill the unit for payment. The stock points inform the ICPs of material shipped so the ICPs can track the inventory level and determine when to buy additional material. Stock points stock Navy, Defense Logistics Agency, and General Service Administration cognizance material for issue to supported units.

Supply centers and depots perform similar functions, but at different levels. Supply centers are managed by the Naval Supply Systems Command and support supply depots and other activities that perform depot functions. Supply depots are commanded by a fleet command and normally support only local commands.

### Industrial Naval Air Stations (INAs)

The INAs are primary Navy stock points for aviation material. These stock points are collocated with Naval Aviation Depots (NADEPs) and function as storage and shipment points of aviation cognizance material. The INAs report transactions of aviation material to the cognizant ICP.

### MOBILE LOGISTICS SUPPORT FORCE (MLSF)

The purpose of the MLSF is to release deployed fleet units from direct dependence on shore bases for supply support. To do this, the MLSF stocks militarily essential items in high demand by deployed fleet units. The materials carried by MLSF ships are listed in the *Consolidated Afloat Requisitioning Guide Overseas (CARGO)*, NAVSUPP-4998-A (Atlantic) and P-4990-P (Pacific).

## **GENERAL SERVICES ADMINISTRATION (GSA)**

The General Services Administration controls items of material that are common to both military and civilian worlds. Examples of GSA items are paint, paper, handtools, chalkboards, movie projectors, and the like. GSA items are stocked at the naval supply centers located in Norfolk Virginia; and San Diego, California.

## **DEFENSE LOGISTICS AGENCY (DLA)**

The Defense Logistics Agency controls items of material that are common to all the military services but not to the civilian world. Examples of DLA items are fuels and bullets. DLA items are also stocked at the Norfolk and San Diego naval supply centers.

## **INTEGRATED NAVY SUPPLY SYSTEM**

The Navy supply system is an *integrated* system, allowing materials to be obtained usually from more than one point in the system. In the remainder of this chapter, we will discuss the Navy supply system in general, introduce the primary instructions and forms, and provide a brief description of how to use the system to get parts and supplies.

The following is a description of how the integrated Navy Supply System might react to a typical supply requisition:

1. USS Ship requisitions cognizance symbol 9N material from the NSC.
2. The NSC, a Navy retail stock point, usually ships the requested material. However, after screening its stocks, the NSC determines that the requested material is not carried. It then refers the requisition to the Defense Electronics Supply Center (DESC), Dayton, the cognizant inventory manager.
3. The DESC, Dayton, after researching its master records and determining that the material is available at NSC Oakland (a specialized support point), refers the requisition to NSC, Oakland.
4. The NSC, Oakland, issues the material to USS ship.
5. The NSC, Oakland, then makes an issue transaction report to DESC, Dayton.
6. The DESC, Dayton, after applying the issue report to its master record, learns that stock of the item at NSC, Oakland, is below the required

level and issues a contract to the ABC Corporation for additional stocks of the item.

7. The ABC Corporation ships the material to NSC, Oakland.
8. The NSC, Oakland, makes a receipt transaction report to DESC, Dayton.

As you can see, if an item is not available at the local NSC, the requisition does some traveling. So it may take a little time to get the item you requested.

## **COORDINATED SHIPBOARD/ SHOREBASED ALLOWANCE LIST (COSAL/COSBAL)**

The COSAL/COSBAL is the document that drives the operational and supply support for a ship. It is a dynamic document that changes constantly, as the ship's configuration changes. Each ship in the U.S. Navy has its own COSAL or COSBAL tailored specifically to its mission. The COSAL or COSBAL lists include the following:

- The equipment or components required for the unit to perform its operational assignments
- The repair parts and special tool required for the operation, overhaul, and repair of those equipments
- The miscellaneous portable items necessary for the care and upkeep of the unit

The COSAL/COSBAL is both a technical document and a supply document. It provides nomenclature, operating characteristics, specifications, parts list, and other technical data pertaining to all installed equipment and machinery. It also provides nomenclature and characteristics of the equipage and tools required to operate and maintain the unit and its equipment.

No one can predict exactly when a circuit card in an AN/URT-23 will fail or when a bearing will wear out in a freshwater pump. However, the COSAL/COSBAL can help maintenance and supply personnel in a unit to make an educated guess. The COSAL/COSBAL computers analyze the frequency of failures of parts used aboard units and, based on these analyses, develop an allowance of repair parts that the supply officer should stock.

The COSAL/COSBAL is used primarily for two purposes-to identify repair parts (storeroom items) and to determine operating space allowances (equipage).

NAVY/NAVAIR FORM 1304 (4-77) (1-66)							
SUMMARY OF EFFECTIVE ALLOWANCE PARTS/EQUIPAGE LISTS							
EQUIPMENT/COMPONENT/EQUIPAGE IDENTIFICATION NUMBERS							
017820041	030050016	051260318	061900047	070990063	130010008	140900046	151200524
017820128	030060005	051260331	070090004	070990064	131300293	140900049	151200526
017710001	030060006	057150026	070090005	070990066	131300486	140900052	151200530
017710002	030080004	057150032	070090017	070990067	131900029	140900054	151200561

1-480264002	1-870014002	1-870014003	2-470004015	2-550034012	2-820064002	2-870004013
1-480264003	1-870014005	1-870014004	2-480024003	2-560004010	2-820064004	2-870004019
1-480264005	1-870014010	1-870014006	2-510004001	2-560004015	2-820064007	2-870004025
1-620010001	1-870014018	1-870014007	2-510004002	2-560004020	2-820064009	2-870004027

DD 0001		07-15-74	SUMMARY OF EFFECTIVE ALLOWANCE PARTS/EQUIPAGE LISTS	5
SHIP TYPE & HULL NO.		DATE		PAGE

1. EQUIPMENT/COMPONENT/EQUIPAGE IDENTIFICATION NUMBERS—THE APL AND AEL IDENTIFICATION NUMBERS ARE IN NUMERICAL SEQUENCE STARTING AT THE TOP OF THE PAGE AND CONTINUING TO THE BOTTOM AND FROM LEFT TO RIGHT
2. SHIP TYPE AND HULL NO.—THE SPECIFIC SHIP FOR WHICH THE SUMMARY IS PUBLISHED
3. DATE—MAY BE SHOWN AS A JULIAN DATE (4196—JULY 1974) OR AS MONTH-DAY-YEAR.
4. PAGE—CONSECUTIVE PAGE NUMBER OF THE SUMMARY

Figure 3-1.—Summary of effective allowance parts/equipage lists (SOEAPL).

## Description of COSAL Parts and Sections

Since the COSAL and COSBAL are similar, we will describe just the COSAL parts and sections. Certain aviation components (aviation supply offices [ASOs]) will also be included in the COSAL when specifically designated. For more information and complete instructions in the use of the COSAL, we recommend that you read the *COSAL Use and Maintenance Manual*, SPCCINST 4441.170.

Each COSAL publication is produced in three parts. Part I contains indexes. Part II contains associated APLs and AELs. Part III contains allowances and cross-reference data. The three parts are subdivided as follows:

### Part I

Summary of Effective Allowance Parts/Equipage Lists (SOEAPL)

Index—Section A (Equipment Nomenclature Sequence)

Index—Sections B, C, D, and E

### Part II

Section A—Allowance Parts Lists (APLs)

Section B—Circuit Symbol Data (microfiche only)

Section C—Allowance Equipage Lists (AEL)

### Part III

Section A—Storeroom Items (SRI)

Stock Number Sequence List (SNSL)

Section B—Operating Space Items (OSI)

Stock Number Sequence List (SNSL)

Section CF—Maintenance Assistance Module (MAM)

Section CR—Ready Service Spares (RSS)

Section D—Alternate Number Cross-Reference to Stock Number

Section E—General Use Consumables List (GUCL)

Section F—Forms and Publications

The following paragraphs provide a brief description of the parts of the COSAL listed above:

**PART I-SUMMARY.**—The Summary of Effective Allowance Parts/Equipage Lists (SOEAPL) is a numerical listing of all APLs and AELs used to determine how many of each part is listed on the stock number sequence list (SNSL). Figure 3-1 is an example of a summary page, with a description of the information it contains.

NAVSTA FORM 1207 (4-77) (1-60)

### COSAL INDEX — PART I (SECTION A)

EQUIP/COMP/MEC	EQUIPMENT/COMPONENT/EQUIPAGE NOMENCLATURE/CHARACTERISTICS	IDENTIFICATION NO.	QUANTITY	COL NO.	NOTES	* ALLOW SUPT. CODE	SERVICE APPLICATION/INFORMATION
NV	AN-CRT-3	54390900	3			EEPAA	RADIO
NV	AN-PIP-1A	56403101	1			AEPAA	1C PUBLIC ADDRESS SET
V	AN-SRC-21	57112100	2			EEPAA	RADIO
V	AN-URC-32	58442100	1			EEPAA	RADIO
V	TRANSMITTER, COURSE ORDER MK42M0	49401615	2			MEPAA	FCS TRANSMITTER

1      2      3      4      5      6      7      8

9      10      11      12

DD 0001	0015	1st digit: Technical Bureau/Comptroller 2nd & 3rd digits: Program Support Activity 4th & 5th digits: Logistic Support Bureau	I	A	29
SHIP TYPE & HULL NO.	DATE	* ALLOWANCE SUPPORT CODES	PART	SECTION	PAGE

0108 303 7700

NAVSTA FORM 1208 (4-77) (1-60)

### COSAL INDEX — PART I (SECTION B)

SERVICE APPLICATION/INFORMATION	EQUIP/COMP/MEC	EQUIPMENT/COMPONENT/EQUIPAGE NOMENCLATURE CHARACTERISTICS	IDENTIFICATION NO.	QUANTITY	COL NO.	NOTES	* ALLOW SUPT. CODE
AN/SLQ-32 ELECTRONICS COUNTERMEASURES SYSTEM 4ANSLQ32	V	AN-70002/SLQ-32(V), AMPL, RF	52505502	2			EEPAA
	V	AN/SLQ-32(V)2, COUNTERMEASURES SET	56940368CL	1			EEPAAU
	V	AS-3316/SLQ-32(V), ANTENNA ASSY	59226865	2			EEPAA
	V	AS-3317/SLQ-32(V), ANTENNA	59226866	2			EEPAA
	V	AS-3318/SLQ-32(V), ANTENNA	59226567	2			EEPAA
	V	CP-1370/SLQ-32(V), PROCESSOR, SIGNAL DATA	62405309	2			EEPAA
	V	CP-1375/SLQ-32(V), PROCESSOR, SIGNAL DATA	62405311	1			EEPAA
AN/SPS-49 RADAR SYSTEM 2ANSP549	V	AN/SPM-23, TEST SET, RADAR	92019105	1			XEPAA
	V	AN/SPS-49(V)2 FC1 P/O R-2/SPS-49(V)	57041230FA	1			XESAC
	V	AN/SPS-49(V)2, RADAR SET	57040502CL	1			XEPAU
	V	AS-3263/SPS-49(V), ANTENNA	59226806	1			XEPAA
	V	BZ221/U, BUZZER	57040416	2			XEPAA
	V	CN-1446/SPS-49(V), REGULATOR ASSEMBLY, VOLT	62364417	1			XEPAA

8      9      10      11      12

13      14      15      16      17      18

FFG 10	07-15-85	1st digit: Technical Bureau/Comptroller 2nd & 3rd digits: Program Support Activity 4th & 5th digits: Logistic Support Bureau	1	B	E 1
SHIP TYPE & HULL NO.	DATE	* ALLOWANCE SUPPORT CODES	PART	SECTION	PAGE

0108 303 8000

Figure 3-2.—COSAL indexes.

**Table 3-1.—Description of Contents of Columns of COSAL Index**

1. Equipment/Component Military Essentiality Code	Indicates those items of equipment that are essential to the ship's mission. V - Vital. Failure of the equipment could reduce the ship's capability to perform its mission. NV - Nonvital. Failure of the equipment would not adversely affect the ship's mission.
2. Equipment/Component/Equipage Nomenclature/Characteristics	The noun name and partial characteristic description of each APL and AEL.
3. Identification Number	The APL or AEL identification number.
4. Quantity	The quantity of each equipment/component per service aboard ship, covered by the applicable APL. Column 4 will be blank for all AELs.
5. Column Number	The applicable AEL column number from which the allowance is determined. This column is blank for all APLs.
6. Notes	A code that indicates specific information about an APL/AEL entry. These codes are listed and defined in the Introduction.
7. Allowance Support Code	Reserved for future use. (See item 11.)
8. Service Application/Information	The service or major shipboard function in which the equipment/component/equipage operates or performs a service.
9. Ship Type and Hull Number	The specific ship for which the COSAL is prepared.
10. Date	Date of preparation (may be expressed as Julian or month-day-year date).
11. Allowance Support Codes	Pertains to item 7.
12. Page	Consecutive page numbering from first page to last. Page numbers preceded by "H" apply to Hull, Mechanical and Electrical (Example H-1). Page numbers preceded by "Z" apply to Ordnance(Example Z-1).

\*Refer to Figure 3-2.

**PART I-COSAL INDEX.**- The Index identifies the APLs and AELs associated with the ship's equipment. It also provides other information, such as the code of the work center responsible for the maintenance and various maintenance-related codes. The index is published in five parts, sections A through E. Sections A and B provide a cross-index of all APL/AELs listed in Part II. They contain the same information, but in two slightly different formats. Figure 3-2 shows both the A and B indexes. All areas of information are in the same relative positions, except

that column 8 in Section A listings shifts over to become column 1 in section B listings.

The bulk of the information you will need to repair an item covered by COSAL is contained on the appropriate APL or AEL. To identify the appropriate APL or AEL, you will need to look up either the name of the equipment in Section A or the use of that equipment infection B.

Table 3-1 describes the uses of the Index columns and is keyed to the numbers shown in figure 3-2.

NAVSANDA FORM 1210 (2-PT) (1-44)			<b>ALLOWANCE PARTS LIST (APL)</b>				3	4	5					
EQUIPAGE NOMENCLATURE/CHARACTERISTICS			TECHNICAL DOCUMENT NUMBER	MANUAL			IDENTIFICATION NO	DATE	PAGE					
C-3868-SRC → ①			PLAN	334-2163 → ②			430190918	07-15-7-	1					
CHARACTERISTICS							ON BOARD ALLOWANCE TABLE							
<p>MFR ACE ELECTRONICS CO.            NAVCOM PLAN-            MFR DWG-2300-157            MFR ID-GR            PATTERN NO-130            EQUIP SPEC-MIL-M-280 → ⑥            FSN-            LAPL-43-016            TYPE-II            CLASS-2            SIZE-            DRIVE-MOTOR            MFR MOTOR IDENT-            VOLTS-115            FREQUENCY-AC            PHASE-SINGLE            AMPS-5.3            HP-.333            0742</p>			<p><b>SAMPLE ONLY</b></p>		P P R E S C R I B E D W/ /S	COL 1	COL 2	COL 3	COL 4	COL 5	COL 6	COL 7	COL 8	
<p>A4742-3 → ⑦            4902-5 → ⑧            4908-3            5002-3</p> <p>ADDITIONAL MANUAL NO/S            334-0000</p>			<p>STARTER-MTR            MOTOR-AC</p> <p>61482 BEARING ASSY-KN            61482 BELT-V OTS CRCM            61482 WHEEL-ABRSV            61482 BELT-V OTS CRCM</p>		<p>151403699 → ⑪            173330037</p> <p>92 3110-00-225-6093 → ⑩            9C 3030-00-528-4256 → ⑬            9G 7320-00-297-0852            9C 3030-00-528-4254</p>	<p>1PA 2Z Z → ⑮            1PA 2Z Z → ⑰            3PA 2Z → ⑱            1PA 2Z Z → ⑲</p>	<p>8 1 → ⑮            8 1 → ⑰            1 EA → ⑲            1 EA → ⑲            1 EA → ⑲            1 EA → ⑲</p>	<p>SEE SNSL FOR ALLOW</p>			<p>24 → ⑮            24 → ⑰            24 → ⑲            24 → ⑲</p>	<p>25 → ⑲            25 → ⑲</p>	<p>26 → ⑲            26 → ⑲</p>	
REFERENCE NO / DESCRIPTIVE DATA	ITEM NAME	STOCK NO.					1	2	3	4	5	6	7	8
DD 0001 1255	ALLOWANCE EQUIPAGE LIST (AEL)						430190918	07-15-7-	1					
SHIP TYPE & HULL NO.	PAGE							IDENTIFICATION NO.	DATE	PAGE				
								430190918	07-15-7-	1				

Figure 3-3.-Allowance parts list (APL).

Table 3-2.—Data Elements of the APL

1. Equipment/Component Nomenclature/ Characteristics	Name of equipment or component and brief description. This corresponds to the Index entries.
2. Technical Document Number	The predominant technical manual or plan number. Additional numbers shown in item 8.
3. Identification Number	Identifying number assigned to a particular item or component of equipment. This number is shown at top and bottom of page.
4. Date	COSAL publication date.
5. Page	Consecutive numbering of all pages required to describe one equipment/component which is identified by a single APL number. This is shown at both top and bottom of page. APLs have the word "END" printed in the center of the page immediately following the last line of data for that APL. This enables you to ensure that you have a complete APL.
6. Characteristics	Complete nameplate data on the equipment/component named in item 1.
7. Reference/Symbol Number	A number, other than an NSN, by which a part may be identified, arranged in alpha/numeric sequence. It may be a manufacturer's part, drawing, piece, or circuit symbol number.
8. Additional Data Area	When additional technical manuals or plans are applicable, they are listed in this area under an appropriate caption. These are in addition to those listed in items 2 and 6.
9. Item Name	The name listing of repair parts and/or related accessory components for the equipment/component covered by the APL.
10. Stock Number	The NSN assigned to a specific repair part. When an NSN has not been assigned, the reference number from item 7 is repeated.
11. Accessory Components	Accessory components applicable to a "Parent Equipment" are listed on the "Parent APL." Any additional accessory components not listed on the APL should be reported to SPCC.
12. Federal Supply Code for Manufacturers (FSCM)	Indicates a coded number of a manufacturer.
13. Part Military Essentiality Code (Part MEC)	There are two codes. They are shown on the APL and the SNSL. 1 - Failure of the part would have a major effect on the dependence/operation of the component. 3 - Failure of the part would have little effect on the dependence/operation of the component.
14. Source Code	Indicates the availability of repair parts and method of procurement. These codes are defined in the Introduction.
15. Maintenance Code	A three digit code signifying the maintenance activity authorized to replace, repair, and condemn an item. Only first digit now used. These codes are defined in the Introduction.
16. Recoverability Condemnation Code	Indicates the recoverability characteristics of items removed during maintenance. R - Repairable S - Salvageable C - Consumable
17. Notes Code	Provides necessary and important information about individual items listed on the APL. The Introduction lists and defines these codes.
18. Quantity in One Equipment/Component	The total population of the part within the equipment/component described by the APL.
19. Unit of Issue	The term connotes the physical measurement or count of quantities of an item for procurement, storage, and issue.
20. Allowance Item Code	Refer to Part III to determine applicable allowances.
21. On-Board Allowance Table	APLs published as part of an allowance list for shipboard use and contained in Part II of the COSAL will not have quantities printed in the onboard allowance table columns. Instead, "SEE SNSL FOR ALLOW" will be printed. APLs which are received after the regular COSAL will have quantities shown so you can update your SNSL and stock record cards.
22. Ship Type and Hull Number	The specific ship/activity for which the APL is published.
23. Page	Consecutive page numbering from first page to last of all APL pages published as Part II.
24. Identification Number	Same as item 3 above.
25. Date	Same as item 4 above.
26. Page	Same as item 5 above.

\*Refer to Figure 3-3.

**PART II, SECTION A-ALLOWANCE PARTS LIST (APL).**— An APL (fig. 3-3) is a technical document that lists the repair parts authorized to be kept on board a ship for a particular piece of equipment. Separate APLs are prepared for each different piece of equipment on board a ship and for each major component of the equipment. APLs are listed in numerical sequence by

identification number in Part II of the COSAL. The parts data contained in each APL is arranged in alphanumeric order by part reference or symbol number. This part number is a number, other than a stock number, by which the part may be identified. Examples of such a number are a manufacturer's number, a service part number, and a drawing or circuit symbol number. In table 3-2, the

REFERENCE DESIGNATOR	NOTES	NIIN/ACM/FSCM-REF	SMR	APPL	ADD M	REFERENCE DESIGNATOR	NOTES	NIIN/ACM/FSCM-REF	SMR	APPL	ADD M
28	F-	1	2849494	PAZZZ	1	NOTE X-REF: THE ABBREVIATION X-REF APPEARING IN THIS APL UNDER THE COLUMN HEADED SM&R IS INTENDED TO PROVIDE A CROSS REFERENCE FROM THE REFERENCE DESIGNATOR AT THIS POINT TO AN ASSEMBLY BREAKDOWN LOCATED ELSEWHERE IN THE APL. THIS METHOD HAS BEEN EMPLOYED WHEN REDUNDANT USAGE OF AN ASSEMBLY PART NUMBER IN THE EQUIPMENT WOULD REQUIRE AN ASSEMBLY BREAKDOWN FOR EACH APPEARANCE. THE ASSEMBLY BREAKDOWN APPEARS ONE TIME ONLY, IN SEQUENCE, FURTHER IN THE APL UNDER THE PART NUMBER INDICATED.					
28	J-	1	8064588	PAZZZ	1						
28	J-	2	7210490	PAZZZ	1						
28	J-	3	8363345	PAZZZ	1						
28	MP-	2	5430789	PBZZZ	1						
28	M-	1	5389246	PBZZZ	1						
28	R-	1	1952343	PAZZZ	1						
28	R-	2	5227029	PAZZZ	1						
28	S-	1	7753180	PAZZZ	1						
28	T-	1	8501437	PAZZZ	1						
28	CP-	1	259678-00	XBZZZ	1						
28	MP-	1	5430789	PBZZZ	1						
28	MP-	3	5560145	PBZZZ	1						
28	XF-	1	8504986	PBZZZ	1						
28	XF-	2	8446511	PBZZZ	1						
28W 1			259672-00	XBZZZ	1						
28W 1	P-	1	2588051	PAZZZ	1						
28W 1	P-	2	1482901	PAZZZ	1						
28W 1	CP-	1	2592019	PAZZZ	1						
28W 1	CP-	2	5836952	PAZZZ	1						
28W 2			259669-00	XBZZZ	1						
28W 2	CP-	2	2801936	PAZZZ	1						
28W 2	P-	1	MS31068B18-1	XBZZZ	1						
28W 2			5	PAZZZ	1						
28W 2	CP-	2	6422653	PAZZZ	1						
28W 2	CP-	1	2801936	PAZZZ	1						
			END								

1	2	3	4	5	6	7	8	9
---	---	---	---	---	---	---	---	---

	TS-1538/USQ-20(V) SYLVANIA, TESTER, CONVERTER	92105825	03-14-74	1
	NOMENCLATURE	IDENTIFICATION NO.	DATE	PAGE

Figure 3-4.—Allowance parts list (APL), Section B.

different data elements are numbered and refer to the numbers in figure 3-3.

**PART II, SECTION B-CIRCUIT SYMBOL DATA.**— Section B (fig. 3-4) is furnished as microfiche with the COSAL. It contains those CSNs that appear in the technical manual for the equipment and is arranged in circuit symbol number (CSN) sequence. The CSNs are cross referenced to the NIIN/PNICN/TNICN part number that appears in Section A. Table 3-3 identifies the data elements of the APL (Part II, Section B) and refers to the numbers in figure 3-4.

**PART II, SECTION C-ALLOWANCE EQUIPAGE LIST (AEL).**— The AEL is a technical and supply document prepared for various categories of equipage associated with mechanical, electrical, electronic, and ordnance systems. When an AEL is written for a system, it identifies the items required to operate the system and the repair parts required to

maintain it. The AEL lists specific information for each item, such as name, NSN, unit of issue, quantity needed, and quantity allowed on board. AELs are filed in numerical sequence by AEL identification number. As a technician, you should be aware of where all pertinent AELs can be found.

**PART III, SECTIONS A, B, CF, AND CR-STOCK NUMBER SEQUENCE LISTS (SNSL).**— The SNSL is a product of today's data processing capability and is a great time-saver in controlling parts and other items. Consider the amount of work that would be necessary to determine how many of what items to order by just using the APL and AELs.

The SNSL has four listings of all NSNs that apply to your unit. They are Section A, Storeroom Items (SRIs); Section B, Operating Space Items (OSIs); and Section CF, Maintenance Assistance Module (MAM); and Section CR, Ready Service Spares (RSS). These



Table 3-3.—Data Elements of the APL, Section B

- (1) Unit. The Unit Number assigned by the manufacturer. (Part of the CSN).
- (2) CSN — Circuit Symbol Number which is obtained from the equipment technical manual or drawings. (Also known as the Reference Symbol Number.) When APLs are in Part Number sequence, the Part Number will appear in this space.
- (3) Notes — For Codes and Definitions see Appendix (C).
- (4) FSCM-REF#/ ACN/NIIN — The FSCM and reference number, ACN or NIIN which applies to this CSN.
- (5) SMR — Source and Maintenance Recoverability Code which applies to this application. (see Appendix C for definition).
- (6) APPL — Number of applications with the same CSN.
- (7) ADD — An addendum indicator showing how this item was affected by cumulative addenda issued by SPCC. for this APL, (i.e., A = Added, D = Deleted, C = Changed, F = NIIN update, \* = this item is appearing for the first time in this addendum. When the APL is revised, no addendum indicators appear.
- (8) Nomenclature. The equipment for which the APL is prepared.
- (9) APL Number. The equipment/component identification number.

#### HOW TO USE SECTION B

Determine the NIIN (FIIN) ACN or Part Number from Section B, referring to the Reference Symbol Number on Part II, Section A or C (which ever is applicable). The Reference Symbol Number is crossed to the stock number column which will reflect the latest NSN or ACN. Refer to the applicable section of the COSAL Part III to determine if the item is allowed.

\* Refer to Figure 3-4.

sections contain information such as stock number, item name, identification of the equipment in or on which the item is intended for use, and specific supply management information.

**PART III, SECTION E-GENERAL USE CONSUMABLES LIST (GUCL).**— The GUCL identifies consumables used for general purposes in the routine maintenance and administration of the ship. The items listed in the GUCL are in addition to materials listed in other parts of the ship's COSAL. The GUCL is published by the Fleet Material Support Office (FMSO), but only for new construction, major conversion, or

reactivated units. Normally, it will not be published with or for COSALs resulting from ship overhaul or maintenance actions.

The GUCL contains basic information, such as nomenclature, NSN, unit of issue, weight, and price for both hazardous and nonhazardous materials kept or used in operating spaces and store rooms.

**PART III, SECTION F-FORMS AND PUBLICATIONS.**— Section F identifies the various forms and publications the ship needs to conduct normal business and provides information on how to obtain them.

## How to Use the COSAL

Once you become familiar with the indexes, you will find the COSAL easy to use. The best way to gain this familiarity is by studying the COSAL for your command. Read the entries in both the Part I, Section A and B indexes, then see how they provide across-index by using the same entries but in a different sequence. As you study the entries, refer to the introduction for the meanings of abbreviations that you do not understand.

Chapter 4 of the *COSAL Use and Maintenance Manual* provides instructions for using the COSAL. After you have become familiar with the terminology (chapters 1 through 3), refer to chapter 4 for further instructions and sample problems.

To be of maximum use to you, the COSAL must be kept up-to-date at all times. Anytime you use the COSAL, check to be sure it is up-to-date. In the following paragraphs we will discuss the use of the COSAL according to SPCCINST 4441.170, the *COSAL Use and Maintenance Manual*.

**METHODS OF ENTRY.**- You may enter the COSAL by any of the following methods:

- By the name of the equipment/component or equipage—use Part I, Section A of the Index
- By the shipboard service application, location, or end use of the equipment/component or equipage—use Part I, Section B of the Index
- By the circuit symbol number (CSN) of the part—use Part II, Section B (microfiche only) to cross-reference the CSN to the NINN/PNICN/TNICN/FSCM/REF. NO. Then use Part II, Section A, to cross-reference the above number to the NSN/PNICN/TNICN
- By the NIIN/part number—use Part III, Section A or B
- By an alternate part number—use Part III, Section D to cross reference alternate numbers to NIIN/PNICN/TNICNs

## ORDERING PARTS, TOOLS, AND SUPPLIES

There are numerous supply publications that you should be familiar with to use the supply system to its full capability when you requisition parts and tools. These publications are discussed in *Military Requirements for Petty Officer Third Class*, NAVEDTRA 12044.

Although the supply department is responsible for supplies, you, the technician, need to know how to identify what is needed, how to write out the request, and how to report on the use of the supplies. The publications containing the stock numbers are kept in the supply department; therefore, to perform your assigned duties, you *must* cooperate with supply personnel.



## SUPPLY REQUISITION FORMS

Documenting material usage and cost data on maintenance transactions requires a joint effort of the ship's supply and maintenance personnel. NAVSUP Form 1250 and DD Form 1348 (discussed in *Military Requirements for Petty Officer Third Class* and OPNAVINST 4790.4) are the primary supply documents used by maintenance personnel. They are used to requisition parts and materials and to record material usage and cost data in support of maintenance actions. Normally, maintenance personnel are responsible for filling out and forwarding the supply forms for materials that they need to do their jobs. However, supply personnel will provide assistance whenever difficult or unusual documentation problems arise.

Some ships have automated supply systems; others have manual supply systems.

On a nonautomated ship, when a repair part is needed before a specific maintenance action can be completed, maintenance personnel use NAVSUP Form 1250 to request the issue of the part from the ship's supply department. Supply personnel issue the part if it is in stock aboard ship. If the part is not in stock supply uses the information on the form to order the part from an off-ship source. Nonautomated ships also use the NAVSUP Form 1250 to request chargeable services.

On an automated ship, when a repair part is required to complete a specific maintenance action, maintenance personnel use DD Form 1348. Chargeable services are also requisitioned on the DD Form 1348.

All submarine forces, automated and non-automated, use NAVSUP Form 1250-1 as a consumption document. Nonautomated ships of the submarine force use it as a Military Standard



Diagram of DD Form 1348 (Upper-manual) with callouts for various fields:

- DOCUMENT NUMBER:** Points to the 'DOCUMENT IDENTIFIER' field.
- NATIONAL STOCK NUMBER FSCM & PART NUMBER:** Points to the 'STOCK NUMBER' field.
- JOB CONTROL NUMBER (UIC, WC, JSN):** Points to the 'UIC', 'WC', and 'JSN' fields.
- UNIT OF ISSUE:** Points to the 'UNIT OF ISSUE' field.
- QUANTITY:** Points to the 'QUANTITY' field.
- URGENCY:** Points to the 'PRIORITY' field.
- REQUIRED DELIVERY DATE:** Points to the 'REQ. DEL. DATE' field.
- EQUIPMENT IDENTIFICATION CODE:** Points to the 'EQUIPMENT IDENTIFICATION CODE' field.
- APL/AEL NUMBER:** Points to the 'APL/AEL NUMBER' field.

Handwritten data on the form includes: **35029091** (Document Number), **5905001896234** (Stock Number), **DA030 23** (Equipment ID), **5698** (Quantity), and **0301** (APL/AEL Number). A reference symbol **C6589** is also present.

Diagram of DD Form 1348 (Lower-mechanical) showing the detailed grid structure with columns for document identifiers, stock numbers, quantities, and various data fields.

Labels on the left side of the form include: **DD FORM 1348 (4-71) 1 MAR 74**, **REQUISITION SYSTEM DOCUMENT (MANUAL)**, **REQUISITION SYSTEM DOCUMENT (MECHANICAL)**, and **DD FORM 1348-1 MAR 74 EDITION OF 1 APR 71 MAY BE USED**.

Labels on the right side include: **EDITION OF 1 APR 71 MAY BE USED UNIT EXHAUSTED**.

Figure 3-6.-DD Form 1348; Upper-manual. Lower-mechanical.

REQUISITION AND INVOICE/SHIPPING DOCUMENT															
1. FROM R52192 USS JOHN PAUL JONES (DDG-32)										1. REQUISITION DATE 15 OCT 1985		2. REQUISITION NUMBER R52192-5288-			
2. TO M00244 NSC SAN DIEGO, CA										3. DATE MATERIAL REQUIRED 30 OCT 1985		4. PRIORITRY 13			
3. SUPPLY TO - HAND FOR  SUPPLY OFFICER USS JOHN PAUL JONES (DDG-32) PIER 2, NAVSTA, SAN DIEGO, CA										5. AUTHORITY OR USAGE  L. GARNER, L.T. SC. USN		6. VOUCHER NUMBER AND DATE			
4. APPROPRIATION AND BUDGET FUND CODE NU										7. DATE SHIPPED		8. BILL OF LADING NUMBER			
5. NATIONAL STOCK NUMBER, DESCRIPTION, AND CODING OF MATERIAL AND/OR SERVICES										9. QUANTITY REQUESTED		10. UNIT PRICE		11. TOTAL COST	
SERVICES AND MATERIALS FOR REPAIR OF:															
3001 MARCHANT CALCULATORS, Ser. Nos. 441067, 441255										JOB 1					
3002 FRIDEN ADDING MACHINE, Ser. No. 56432										JOB 1					
3003 IBM ELECTRIC TYPEWRITERS, Ser. Nos. 14-667421, 15-667441										JOB 1					
3004 REMINGTON ELECTRIC TYPEWRITER, Ser. No. 14-336601										JOB 1					
TOTAL															

Figure 3-7.-Requisition and Invoice/Shipping Document, DD Form 1149.

division representative at the time the request is submitted for an equipment-related repair part.

**MILITARY STANDARD REQUISITIONING AND ISSUE PROCEDURES (MILSTRIP)**

The DD Form 1348 (fig. 3-6), DOD Single Line Item Requisition System Document, designed to meet MILSTRIP requirements, is discussed in *Military Requirements for Petty Officer Third Class*, NAVEDTRA 12044. You will be using DD Form 1348s and your ready reference list of codes (NAVSUP Publication 409) as you order the items you need.

Here are a few reminders as you use the forms: Prepare the DD Form 1348 by typewriter or ballpoint pen. Do not use pencil because pencil marks can cause errors when the requisition is processed through mark-sensing equipment at shore activities. In preparing requisitions, you do not need to space the entries within the tic marks printed on the forms, but you *must* make the entries within the proper data blocks. Remember to use the communication symbol to indicate zero on MILSTRIP requisitions.

The DD Form 1348 requires the same information as the NAVSUP Form 1250 but in a different order.

Most material requirements are requisitioned on DD Form 1348. However, certain items are excluded from MILSTRIP and are ordered on DD Form 1149 (figure 3-7, included here for your review) unless otherwise indicated.

**SERVMART**

A SERVMART is a self-service store operated by a shore supply activity and is stocked with items frequently required by most departments. Most SERVMARTs prepare a shopping guide that lists the items carried in the SERVMART. Also, most SERVMARTs provide a shopping list on which you can write the names of items you want.

The use of standard forms such as a DD 1149 may be required at certain supply activities, while at others no listing of items is required.

If a DD form 1348 is required, make up your shopping list; then prepare the DD Form 1348. The money value limit for the shopping list and the authorized signature are entered in the "Remarks" portion of the requisition. The money limit shown is equal to the total amount of the supporting shopping list, plus an additional 10 percent to allow for price

SERVMART SHOPPING LIST (4400) NAVSUP FORM 1314 (REV. 10-80)		MATERIAL CATEGORY	PAGE	OF	JULIAN DATE		
		CONSUMABLES	1	1	2181		
SHIP/ACTIVITY		REQUISITION NO.			FUND CODE		
USS JOHN PAUL JONES (DDG-32)		R52192-4271-3369			NC		
ITEM NO.	COG SYM AND NSN OR NIIN ***	DESCRIPTION	U/I	QTY	UNIT PRICE	EXTENSION	REQUIRING DEPT.
1	00-222-3525	BOOK, RECORD	EA	6	1.50	9.00	OE01
2	00-281-3685	PAPER, CARBON, 8 x 11	BX	2	2.00	4.00	OE01
3	00-290-0598	PAPER, BOND, 8 x 13	RM	1	1.97	1.97	OE01
4	00-370-0606	ERASER	EA	5	.05	.25	OE01
5							
6							
7							
8							

NOO244 NSC SAN DIEGO SERVMART		R52192 USS JOHN PAUL JONES (DDG-32)	
AOA		REMARKS	
R 52192 2181 3369		TOTAL COST LIMITATION \$16.75	
NC		LT I. L. GARNER, SC, USN	
NAME (Signature and Rate or Rank of Authorized Shopper)		TOTAL	15.22
		PLUS 10% FOR PRICE VARIATIONS	
		GRAND TOTAL (May not exceed dollar limit on DD Form 1348)	

Figure 3-8.—SERVMART shopping list and covering DD Form 1348.

variations. Figure 3-8 shows a sample shopping list and an MVO (money-value-only) requisition.

At some SERVMARTs “credit cards” are used. These cards are issued to activities frequently using the SERVMART and satisfy the same requirement as the DD Form 1348, thereby eliminating the need for this MVO requisition.

### MASTER REPAIRABLE ITEM LIST (MRIL)

The MRIL is a consolidation of many individual repair lists that have been developed to make it easier to identify and return mandatory turn-in items. The MRIL is published every month. The MRIL shown in figure 3-9 is divided into two basic parts.

- Part 1—Listing of Items
- Part 2—Shipping Addresses

Materials assigned cognizance codes E, R, and V are not included in the MRIL. Repairable items in these cognizance codes are listed in the Master Repair List of Navy Aeronautical Materials.

### MANDATORY TURN-IN ITEMS

You should already be familiar with the basic description of the mandatory turn-in repairable program from completing *Military Requirements for Petty Officer Third Class*, NAVEDTRA 12044. The knowledge you have should enable you to answer the following questions concerning the turn-in system:

LONG SUPPLY IND.	SCHED REMOVAL COMP CARD CODE	COG SYMBOL/MAT'L CONTROL CODE	NATIONAL ITEM IDENTIFICATION NUMBER/NAVY ITEM CONTROL NUMBER/AIRCRAFT ENGINE MODEL NUMBER	SPEC MAT'L IDENT CODE	REPAIR MAINT. CODE/RECOVERABILITY CODE	SECURITY CLASS	SHIP-PING CODE	MOVEMENT PRIORITY DESIGNATOR	NOTES		
L S I	S R C	C O G	M C C	NIIN/NICN/MODEL	SMIC	R M C	R C	S E C	SHPG CODE	M P D	NOTES
	7H	H		6675-00-714-3642		D	D	U	N00189 N00228	13	USE CONTAINER 00-789-2993
	1H	D		6625-00-714-3876		O	G	U	WW		
	7Z	H		6625-00-714-3992	TE	O	D	U	N00189 N68276	06	BLUESTRIPE
	7G	H		6625-00-714-4223		F	D	U	N00189 N68276	06	BLUESTRIPE
	1R	D		1650-00-714-4365	EU	G	G	U	WW		
	2R	M		1650-00-714-4475	LC	G	D	U	N00146	13	RMN IN PLACE

PART 1-LISTING OF ITEMS

SHIPPING CODE	SHIPPING INSTRUCTIONS	UIC/FSCM
N00189	IRAM NAVAL SUPPLY CENTER NORFOLK, VA 23511 ATTENTION OF BLDG SP-237	

PART 2-SHIPPING ADDRESS

Figure 3-9.-The format of the master repairable item list (MIUL), Parts 1 and 2.

- Why should the item(s) be turned in?
- Is there special material content?
- Is there hazardous material content?
- Is the item a depot level repairable?

Mandatory turn-in repairable can be identified by the material control codes H, E, X, G, or O located in the third position of the item's NSN.

For the program to work as intended, you must return repairable items promptly and in repairable condition. At the time you present your request for a mandatory turn-in item, supply must inform you that the removed part must be returned. Therefore, when you receive the replacement you are required to do the following:

- Remove the defective item without damaging it beyond its already defective condition.
- Provide adequate protection to the item so it will not be further damaged before it is turned in to supply. The most effective way, if at all possible, is to place the defective part in the same container in which you received the replacement part.
- Resist the temptation to cannibalize the item for components that you might possibly use sometime in the future.

- Return the defective item to supply as soon as practical.

Sometimes the needed replacement item is not in the storeroom; supply must obtain it. Normally, you should still turn in the failed item, even though you have not received the replacement item. This way the failed item can enter the repair cycle and be available for reissue soon.

**NOTE:** The exception to this requirement is when equipment can still be used under limited operation with the failed part in place until the replacement is received. If this is the case, you **MUST** obtain a "Remain in Place" certification.

You can find information about the packaging for protection in the technical manual of the equipment involved. You can also obtain additional information from the supply department at your command. They may suggest that you not package the turn-in item because of any inspections required before shipment or they may say their shipping personnel have the necessary materials to package the item properly. There are two references that you should know about if supply department personnel are not readily available to assist you. They are the *Afloat Supply Procedures*, NAVSUP Publication 485; and *Supply Ashore*, NAVSUP Publication 1.

You will be responsible for learning as much as possible about the supply system by using the training aids available. Most of the ETs in the fleet don't fully understand the supply system and how it works. Most obtain the desired part by any method handy at the time. You **MUST** become familiar with the system to receive the best results!

### FEDERAL CLASSIFICATION SYSTEM

The Federal Classification System requires that only one identification number be assigned for each item of material. The Federal Classification System includes naming, describing, classifying, and numbering all items carried under centralized inventory control, as well as the publication of catalogs and related identification data. The system is managed by the Defense Logistics Agency (DLA).

### MATERIAL CLASSIFICATION

The Defense Supply System contains over 4 million different items. The Navy uses and has interest in over 1.5 million of these items. The Federal Supply Classification (FSC) system is a tool to permit the classification of all items of supply used by the federal government. It provides a common language so one service or agency can use available materials held by another.

The FSC is a commodity classification. Groups and classes have been established for the numerous commodities with emphasis on the items in the supply systems of the military departments.

Examples of commodity groups and class are as follows:

#### 58-Communications Equipment (group)

5815-Teletype and Facsimile equipment (class)

5831-Intercoms and Public Address Equipment, Airborne

#### 59-Electrical and Electronic Equipment Components

5905-Resistors

5910-Capacitors

5920-Fuses and Lightning Arresters

#### 61-Electric Wire, Power, and Distribution Equipment

6110-Electrical Control Equipment

6135-Batteries, Primary

In the FSC system, most material used by the Navy is assigned a national stock number (NSN). The national stock number is a 13-digit number that includes a four-digit FSC number and a nine-digit National Item Identification Number (NIIN). For example, in the NSN 6135-00-385-7281, the FSC number is 6135 and the NIIN is 00-385-7281.

The following NSN, 5920-00-248-5708, preceded by a cognizance material control code, and followed by a special material identification code (SMIC), shows all the elements with which you should be familiar:

<u>N9 H 5920 00 248-5708-VN</u>	
Cognizance Symbol (stores account)	<u>N9</u>
Material Control Code	H
Federal Supply Group	<u>59</u>
Federal Supply Classification	<u>20</u>
National Codification Bureau (NCB) Code	<u>00</u>
National Item Identification Number (NIIN)	<u>00-248-5708</u>
Special Material Identification Code (SMIC)	<u>VN</u>

Separated, this NSN, cognizance material control code, and SMIC will tell you the following information about the item:

9N = Navy-owned stocks of defense electronic material

H = depot level repairable

59 = electrical and electronic equipment components

20 = fuses and lightning arresters

00= FSNS assigned before 31 March 1975

00-284-5708 = the individual item identification number (NIIN)

VN = electrostatic discharge sensitive material

### SEARCHING FOR THE ELUSIVE NSN

Various publications are available to help you find the stock numbers of the parts you want. Afloat, there are four basic publications.



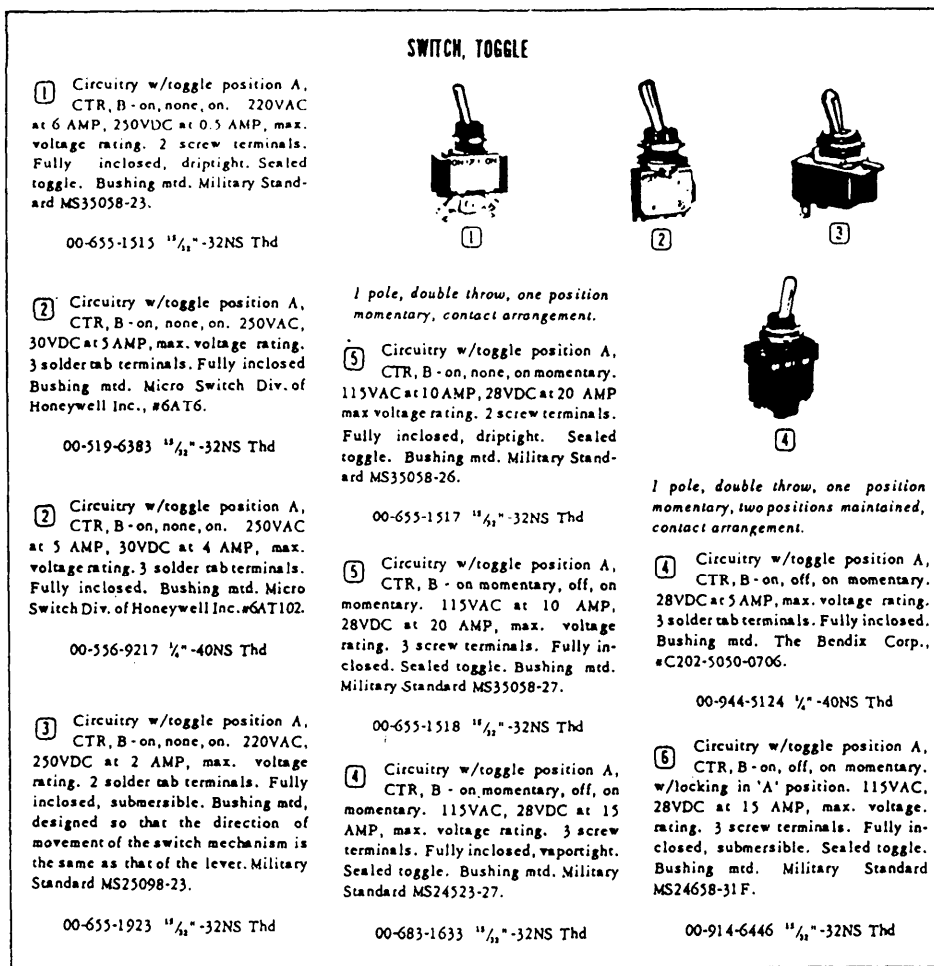


Figure 3-10.-Sample format of an afloat shopping guide (ASG).

1. *Coordinated Shipboard Allowance List (COSAL)*
2. *Afloat Shopping Guide (ASG)*
3. *Management List-Navy (ML-N)*
4. *Navy Consolidated Master Cross-Reference List (C-MCRL)*

Also, many catalogs are published to help you translate your needs to stock numbers. (We will discuss some of these catalogs later in this chapter.) In many cases, the problems of identifying the stock number of an item are much more difficult than those normally encountered by civilian businesses. This complexity has led to the publication of more and more catalogs. As of this writing, a complete set of Navy and federal supply catalogs would occupy some 76 feet of shelf space. Maintaining all these catalogs aboard ship would be difficult, if not impossible. The four basic publications contain enough information to help you identify most of the items you will require.

### Afloat Shopping Guide (ASG)

The ASG (NAVSUP P-4400), (explained in *Military Requirements for Petty Officer Third Class*), is designed to help fleet personnel in identifying the NSN items that are most frequently requested by ships. The ASG is published every 4 years and updated annually; however, you should still use the ML-N for verification of current stock numbers, unit of issue, unit prices, and the like. The format of the ASG is shown in figure 3-10 for review purposes.

### General Services Administration (GSA) Catalog

The GSA catalogs nonmilitary items in general use by both military and civil agencies of the United States. The GSA Catalog provides a handy reference in identifying consumable-type material and is similar to the ASG. The material in the GSA Catalog is listed in the ML-N as cognizance symbol 9Q and is carried in stock at stock points under Navy ownership for issue.

PUBLICATION ACTION CODE		NATIONAL STOCK NUMBER		SOURCE OF SUPPLY CODE		ACQUISITION ADVISE CODE		QUANTITY UNIT PACK CODE		UNIT OF ISSUE		SHELF LIFE CODE		SECURITY CODE		REPAIRABILITY CODE		COGNIZANCE CODE		SPECIAL MATERIAL IDENTIFY CODE		ISSUE REPAIR/REQUISITION/CONTENT CODE		PRECEDENCE RESTRICTION CODE		AUTOMATIC DATA PROCESSING		DEMILITARIZATION CODE		PHRASE CODE		
ACT	MSM	SOS	AAC	QUP	UX	UNIT PRICE	SLC	SEC	MCC	SMC	RR	CC	SMC	RR	CC	SMC	RR	CC	SMC	RR	CC	SMC	RR	CC	SMC	RR	CC	SMC	RR	CC		
	5960-00-714-3922	S9G	D	O	PG	.81	O	U	9G																							
	6625-00-714-3992	M35	V	1	EA	1440.00*	O	U	H	7Z*	TE	BL																				
	5310-00-714-4063	S91	D	M	EA	.03	O	U	9Z																							
	5310-00-714-4082	S91	D	M	EA	.15	O	U	9Z																							
	5815-00-714-4123					2.16*																										
	ITEM NAME																										P	C	PHRASE STATEMENT OR UNIT ISSUE/CONY FACTOR			
	A JUMPER TERMINAL STR																										K		U/I CONTAINS 25EA			
	OSCILLOSCOPE																										**		R* REFER TO NET PRICE 979.00			
	A WASHER, FLAT																															
	A WASHER, FLAT																															
	A SPRING, HELICAL, COMP																										2		DISCNT USE 5815-00-714-1423			

Figure 3-11.-Management List-Navy (ML-N).

REFERENCE NUMBER		FEDERAL SUPPLY CODE FOR MANUFACTURERS		NATIONAL STOCK NUMBER		ITEM STANDARDIZATION CODE		REFERENCE NUMBER VARIATION CODE		SERVICE NUMBER CATEGORY CODE		DESCRIPTION AVAILABILITY	
J17	REF NO	FSCM	NSN	ISC	RNV	RNC	SADC	DA	ITEM NAME				
	CBTV545A	80009	6625-00-714-3992*	3	2	5			OSCILLOSCOPE				
			6625-00-225-0248										
	CBTYPE102	77075	8030-00-734-9314	5	2	3		N	COMPOUND, CALKIN				
	CBTZ22000	23040	2530-00-062-0345*	2	2	5			CUP, HYDRAULIC B				
			2530-00-278-2287										
	CBTZ6256A	23040	3020-00-499-9631	C	2	3		N	SPROCKET, DRIVE				
	CBT12	85597	3460-00-586-6650	5	2	3			CHIP BREAKER				
	CBT13-023	80103	5910-00-500-9119	3	2	3			CAPACITOR, FIXED				

PART 1

NSN	ISC	REF NO	FSCM	RNV	RNC	SADC	DA	ITEM NAME			
5905-00-714-3979	3	5905-00-503-5984*									
6625-00-714-3990	5	10656-307	94756	2	3		N	PULLEY, FLAT WEB			
6625-00-714-3992*	3	CBTV545A	80009	2	5			OSCILLOSCOPE			
		PC834900041-5	38597	2	3			OSCILLOSCOPE			
		1011931	56232	2	5			OSCILLOSCOPE			
		1848288	10001	2	3			OSCILLOSCOPE			
		1848288	30003	2	5			OSCILLOSCOPE			
		545A	80009	2	3			OSCILLOSCOPE			
		9975856	18876	2	5			OSCILLOSCOPE			
		6625-00-225-0248									
6625-00-714-3993	6	6587	47496	2	3			METER, ELECTRICA			

PART 2

Figure 3-12.-Sample page from the consolidated master-cross-reference list (C-MCRL).

**NOTE:** Not all items in the catalog are suitable for shipboard use.

**Management List-Navy (ML-N)**

You have read about the ML-N in the *Military Requirements for Petty Officer Third Class*. The ML-N includes the basic management data for preparing requisitions. Figure 3-11, included here for review, shows the different columns of information and what

they contain. The introduction (first fiche-first frames) to the ML-N lists all the codes used and their meanings.

**Navy Consolidated Master Cross-Reference List (C-MCRL)**

The C-MCRL (fig. 3-12) is a consolidated list of all NSN items of supply in the Federal Catalog System. It includes many NSNs that are not listed in the ML-N. Therefore, you should exercise caution whenever you

	Code		Code
Nashua Mfg. Co., Nashua, N.H.	42308	National Bearing Metal Corp., St. Louis, Mo. (82473)	
Nashua Package Sealing Co., Inc., Nashua, N.H. (42318)		Acquired by American Brake Shoe Co.	
Now Nashua Corp.		National Beryllia Corp., Haskell, N.J.	6327
Nashville Bridge Co., Nashville, Tenn.	76611	National Billiard Chalk Co., Chicago, Ill.	42423
Nashville Workshop for the Blind, Nashville, Tenn.	85813	National Billiard Mfg. Co., Cincinnati, Ohio.	42426
Nason Co., Detroit, Mich.	85814	National Bird Control Laboratories, Skokie, Ill.	03827
Nason, R. N., and Co., San Francisco, Calif.	76612	National Biscuit Co., New York, N.Y.	88707
Nassau Boat Basin, Inc., Freeport, N.Y.	42319	National Blank Book Co., Holyoke, Mass.	74103
Nassau Laboratories, Hackensack, N.J.	88483	National Blow Pipe and Mfg. Co., Ltd., New Orleans, La.	42424
Nassau Machine Products Co., East Detroit, Mich.	04705	National Body Mfg. Co., Knightstown, Ind.	42427
Nassau Research and Development Associates, Inc., Mineola, N.Y. (99899)		National Boiler Washing Systems, Chicago, Ill.	82474
Now Narda Corp.		National Box and Lumber Co., Newark, N.J.	85060
Nassau Screw Machine Products Corp., Inwood, N.Y.	98093	National Brake Co., Inc., New York, N.Y.	76622
Nassau Smelting and Refining Co., Inc., Tottenville, N.Y.	85055	National Brake and Electric Co., New York, N.Y.	42429
Nassau Sponge Co., Chicago, Ill.	85056	National Brass Co., Grand Rapids, Mich.	76623
Nassovia G.m.b.H. Machine Tool Factory, Langen, Germany.	98223	National Brass Products, Los Angeles, Calif.	91963
American Distributor—Hirschman, Manhasset, N.Y.		National Brass Works, Inc., Los Angeles, Calif.	00892
Nast-D Machinery Co., Philadelphia, Pa.	15800	National Brief Case Mfg. Co., Inc., Chicago, Ill.	91355
Natco, Inc., Chicago, Ill.	82817	National Broach and Machine Co., Detroit, Mich.	42432
Nathan Aircraft Devices, Inc., New York, N.Y. (76615)		National Broadcasting Co., Inc., New York, N.Y.	42442
Now Nathan Mfg. Co.		National Bronze and Aluminum Casting Co. Cleveland, Ohio.	87960
Nathan Mfg. Co., New York, N.Y.	42323	Detroit, Mich.	87628
Nathaniel Baldwin Co., Denver, Colo.	95567	National Brush Co., Aurora, Ill.	85061
National Academic Cap and Gown Co., Philadel-	85057	National Bundle Tyer Co., Blissfield, Mich.	42447
		National Bureau of Standards.	
		See U.S. Government Civil Establishments, Commerce Department.	
		National Business Systems, Inc., Washington, D.C.	03036
		National Business Systems of Baltimore, Balti-	90395

A

Code	Name	Code	Name	Code	Name
41933	Mount Vernon Car Mfg. Division of Pressed Steel Car Co., Mount Vernon, Ill.	42185	Muskegon Boiler Works, Muskegon, Mich.	42492	National Church Goods Supply Co., Philadelphia, Pa.
41935	Movie Mite Corp., Kansas City, Mo.	42190	Muter Co., Chicago, Ill.	42498	National Co., Inc., Malden, Mass.
41938	Moviola Co., Hollywood, Calif.	42195	Mutual Furniture Co., Miamisburg, Ohio.	42508	National Conveyors Co., Inc., New York, N.Y.
41945	Mowat, John, Refrigerators, San Francisco, Calif.	42204	Mutschler Bros. Co., Nappanee, Ind.	42527	National Cylinder Gas Co., Chicago, Ill.
41946	Moyer, J., Bird Co., Inc., Philadelphia, Pa.	42213	Muzak Corp., New York, N.Y.	42537	National Desk Co., Inc., Herkimer, N.Y.
41947	Mueller Brass Co., Port Huron, Mich.	42223	Myers, F. E., and Bro. Co., Ashland, Ohio.	42540	National Electric Instrument Co., Inc., Elmhurst, N.Y.
41948	Muehlmann, A., Co., Hamilton, Ohio.	42242	Myrtle Desk Co., High Point, N.C.	42540	National Electric Instrument Division of Engelhard Industries, Inc., Elmhurst, N.Y.
41949	Mueller Furniture Co., Inc., Grand Rapids, Mich.	42243	Myrtle Shipyard, Inc., West Mystic, Conn.	42542	National Electrical Machine Shops, Inc., Silver Spring, Md.
41950	Mueller Co., Decatur, Ill.	42247	Nabors, W. C., Co., Mansfield, La.	42542	Nema Clarke, Inc., Silver Spring, Md.
41951	Mueller Climatrol Division of Worthington Corp., Milwaukee, Wis.	42261	Nahon Co., The, New York, N.Y.	42543	National Electric Screen Co., Chicago, Ill.
41951	Mueller, L. J., Furnace Co., Milwaukee, Wis.	42261	Nankervis, George L., Co., Detroit, Mich.	42546	National Electric Welding Machines Co., Bay City, Mich.
41957	Mueller Machine Co., Inc., Trenton, N.J.	42266	Narragansett Machine Co., Providence, R.I.	42545	National Engineering Co., Chicago, Ill.
41967	Mueller, V., and Co., Chicago, Ill.	42271	American Motors Corp., Automotive Division, Kenosha, Wis.	42584	National Equipment Co., Marshall, Tex.
41974	Multi-Clean Maintenance Co., St. Paul, Minn.	42271	Nash Motor Division of Nash Kelvinator Corp., Kenosha, Wis.	42593	Cockshutt Farm Equipment, Inc., Shelbyville, Ind.
41976	Multiple Boring Machine Co., St. Louis, Mo.	42271	Nash Motors Division of American Motors Corp., Kenosha, Wis.	42593	National Farm Machine Cooperative, Inc., Shelbyville, Ind.
41977	Multigraph Sales Co., Cleveland, Ohio.	42280	Nash Engineering Co., The, South Norwalk, Conn.	42603	National Fireworks, Inc., West Haven, Conn.
41995	Multiplex Display Fixture Co., St. Louis, Mo.	42299	Nash Kelvinator Corp., Detroit, Mich.		
41996	Multiplex Mfg. Co., Inc., Berwick,	42308	Nashua Mfg. Co., Nashua, N.H.		
		42318	Nashua Package Sealing Co., Inc., Nashua, N.H.		
		42319	Nassau Boat Basin, Inc., Freeport,		

B

Figure 3-13.—Federal supply code for manufacturers (FSCM): (A) H4-1, name to mfg. code; (B) H42, code to name.

requisition items from the C-MCRL. The C-MCRL is distributed to Navy users semiannually, on microfiche, by the Defense Logistics Services Center (DLSC).

Part 1 of the C-MCRL is a cross-reference between a reference number, an FSCM, and an NSN. Part 2 is a cross-reference between an NSN and a reference number.

### Federal Supply Code For Manufacturers (FSCM)

The FSCM provides a five-digit identification number for commercial firms, primarily manufacturers,

that supply material to the Department of Defense. It is published in three volumes:

1. H4-1—Manufacturer's name to manufacturer's code
2. H4-2—Manufacturer's code to manufacturer's name
3. H4-3—Other countries

Figure 3-13, views A and B, show the format and content of H4-1 and H4-2. When you use the C-MCRL to determine an NIIN, you will frequently find the same

reference number listed more than once, with each listing having a different NIIN. For proper identification, you must then select the NIIN from the line entry showing the FSCM for the company that made the needed part.

The identification lists of the Federal Supply Catalog include the FSCM in the item descriptions. The introduction to each section includes a numerical listing of all FSCMs included in that section.

## **IDENTIFICATION TO A CURRENT NSN**

To obtain required material, you must first find its current NSN. There are three basic methods of entry you may use with the catalogs to obtain this information:

1. Entry with an NSN (which may or may not be current)
2. Entry with a reference number (manufacturer's part number, Navy drawing number, or other reference number)
3. Entry with a noun name and or physical characteristics description

### **Entry With NSN**

In actual practice, if you already have the NSN, you just submit the completed requisition to the supply department.

### **Entry With Part, Drawing, or Piece Number**

A reference number is generally any number, other than a current NSN, that can be used to identify an item or to aid in determining the current NSN. Reference numbers, therefore, include old FSNs, electron tube numbers, and electronic equipment circuit symbol numbers. There are, however, two additional important types of reference numbers that you can convert to national stock numbers by using the C-MCRL. They are (1) manufacturer's part numbers and (2) Navy drawing and piece numbers.

Manufacturer's part numbers are numbers assigned to parts by the manufacturer who designs and builds the equipment. The manufacturers assign the numbers for their own use in cataloging and identifying their own material. Some manufacturers use part number systems in which their plan or drawing and piece numbers form all or a portion of their part numbers.

Navy drawing and piece numbers were assigned originally by Navy technical commands to identify

items in equipment built and or designed by those commands. Some items may have both manufacturer's part numbers and Navy drawing and piece numbers listed in various reference publications.

When you first try to determine an item's current NSN, you will probably look for a manufacturer's part number or a Navy drawing and piece number. There are several possible places to look for such numbers:

1. On an Allowance Parts List (APL).
2. On the part to be replaced. The part number may be stamped on it.
3. In equipment technical manuals. They may refer to a manufacturer's part number or Navy drawing and piece numbers.
4. On equipment plans. Plans available on the ship may contain Navy drawing and piece numbers.
5. In EIMB reference data.

Technical manuals, furnished by the manufacturer, contain a detailed description of equipment and instructions for its effective use. Normally, the supply officer does not have technical manuals; they are maintained and used by the ship's technicians in maintaining the complex equipment installed in the ship. They can serve as a basic source of identification information for repair parts.

To obtain a current NSN when you know a reference number, enter the C-MCRL to determine the NIIN. When the NIIN is listed, check to ensure that the FSCM coincides with that of the manufacturer of the part.

When the number is listed more than once, you will need to obtain the manufacturer's code. When you obtain the correct NIIN, update your records to reflect the current stock number.

### **Entry with Noun Name and or Physical Description**

The third method of obtaining a current NSN involves beginning the search with a physical characteristic or noun name description of the item.

There are two different methods of describing an item other than by the NSN. The first method uses a physical description of the item and perhaps a description of its electrical, chemical, and other properties. (This type of description is similar to that provided in mail order catalogs.) The second method, which we covered previously, uses only a reference number; that is, manufacturer's part number. Most of the

items in the Navy Supply System are covered only by reference number descriptions because these items are very difficult to describe.

There are, however, many items that you can easily describe by physical characteristics. Included in this category are many common-use items of nontechnical nature, such as paint, handtools, nuts and bolts; and some technical items, such as fuses, resistors, and electron tubes.

You can find the NIIN for a common-use item with a noun name/physical characteristics description in the ASG or GSA catalog. The ASG is sequenced by Federal Supply Groups and Classes. A noun-name-item number index for the ASG is contained in the Introduction and Master Index.

## PLANT PROPERTY

Plant property includes all real property (land or buildings and improvements) owned by the Navy or for which the Navy is accountable. This property may be located at either a Navy shore facility or in the plant of a private contractor. Plant property also includes all personal property of a capital nature (equipment) owned by the Navy. Plant property does not include items of equipment in storage (items that are carried) in the Navy Stock Account (NSA) but that have not been issued for end use. Also it does not include items in the custody of a unit of the operating forces that are moved with the unit. As an Electronics Technician carrying out fiscal and supply duties ashore, you may be called upon to perform tasks associated with plant property accounting.

Identification numbers are used with plant property items to make the following functions easier:

- Selection of specific items for transfer
- Physical inventories of equipment
- Maintenance of property record card files
- Specific identification of equipment items in shipment orders, invoices, and survey reports
- Maintenance of history record cards

Each item of equipment meeting the criteria of plant property is marked with an identification or registration number. This number is also recorded on the plant property record card maintained for that item.

Figure 3-14 is an example of an identification tag that you may find on a piece of electronic equipment.



Figure 3-14.-Sample plant property identification tag.

## INTEGRATED LOGISTICS REVIEW (ILR)

A ship's ability to perform its operational missions depends to a large extent on the crew's ability to keep the equipment installed on board working as it is designed to work. To do your job as a technician, you must have the proper technical manuals, test equipment, planned maintenance material, and repair parts readily available for use. One of the Navy's efforts to deal with these requirements and to improve each command's readiness is called the Integrated Logistics Review (ILR). Working closely with this program is the Integrated Logistics Overhaul (ILO) program.

The ILO is scheduled to coincide with upgrades during overhaul periods. Under the guidance of an experienced ILO site staff member, called a ship project manager (SPM), a small number of selected personnel from the command aide in overhaul work to provide the command with complete logistics support. This system includes not only repair parts but also technical manuals and PMS materials for the equipment installed during an availability or overhaul.

Integrated logistics support (ILS) audits are performed on commands that have completed installation of new or modified systems and equipments during an overhaul or availability period. The logistics support planned for these alterations includes audits on the accuracy of the allowance parts list (APL), the coordinated shipboard allowance list (COSAL), and allowance appendix pages (APPs). The correct technical manual that coincides with the installed equipment configuration is reviewed. Test equipment required to perform maintenance functions is determined by reviewing maintenance requirement cards (MRCs). The Planned Maintenance System (PMS) documentation audits include verification of the command's list of effective pages (LOEP), maintenance index pages (MIPs), and maintenance requirement cards (MRCs). The adequacy of personnel training is checked. Spare parts are sight validated, as are the command's selected

records and drawings of the newly installed equipment. When the audits are completed, the command will be aware of deficiencies in the total support for the equipment on board. As a technician, you will be assured of the availability of everything necessary for you to maintain your equipment.

As an Electronics Technician, your job is to have your equipment in good repair and ready for action. You also must know how to research the supply publications so you can identify the repair parts you need. You must

feed information into the supply system so parts will be available when you need them. Finally you must know how to obtain those parts through the supply system.

As you advance in paygrade and responsibilities, you will become aware that as a technician you are one of many people who make up the repair team. Now is the time for you to work closely with the Storekeepers and learn the supply system so that it will work for you and not delay any of your repair tasks.



## APPENDIX I

# REFERENCES USED TO DEVELOP THE TRAMAN

*Afloat Supply Procedures*, NAVSUP Publication 485, Naval Supply Systems Command, Washington, D.C., 1991.

*COSAL Use and Maintenance Manual*, SPCCINST 4441.170, Naval Ship's Parts Control Center, Mechanicsburg, Pa., 1984.

*Electronics Installation and Maintenance Book, General*, Navsea SE000-00-EIM-100, Naval Sea Systems Command, Washington, D.C., 1983.

*Electronics Installation and Maintenance Book, General Maintenance*, Navsea SE000-00-EIM-160, Naval Sea Systems Command, Washington, D.C., 1981.

*Electronics Technician 3 & 2*, NAVEDTRA 10197, Naval Education and Training Program Management Support Activity, Pensacola, Fla., 1987.

*Equipment Identification Code (EIC) Master Index*, NAMS0 4790.E2579, Navy Ships Parts Control Center, Mechanicsburg, Pa., 1986.

*Guide for User Maintenance of NAVSEA Technical Manuals*, 0910-LP-148-7100, Naval Sea Systems Command, Washington, D.C., 1984.

*Ships Maintenance and Material Management (3-M) Manual*, OPNAVINST 4790.4B, Office of the Chief of Naval Operations, Washington, D.C., 1990.

*Standard Organization and Regulations Manual of the U.S. Navy*, OPNAVINST 3120.32B, Chief of Naval Operations, Washington, D.C., 1986.





# INDEX

## A

Administration, 1-1, 2-1  
    general, 1-1  
    technical, 2-1

## I

Integrated Navy Supply System, 3-2  
    coordinated shipboard/shorebased allowance list  
        (COSAL/COSBAL), 3-2  
    federal classification system, 3-16  
    integrated logistics review (ILR), 3-21  
    mandatory turn-in items, 3-14  
    master repairable item list (MRIL), 3-14  
    material classification, 3-16  
    military standard requisitioning and issue  
        procedures (MILSTRIP), 3-13  
    ordering parts, tools, and supplies, 3-10  
    plant property, 3-21  
    SERVMART, 3-13  
    supply requisition forms, 3-10

## L

Logistics, 3-1

## M

Maintenance Data System (MDS), 2-1  
    current ship's maintenance project (CSMP), 2-6  
    forms, 2-1  
    planned maintenance system (PMS), 2-6

## N

Naval Supply Systems Command, 3-1  
    General Services Administration, 3-2  
    inventory control points, 3-1  
    inventory managers, 3-1  
    mobile logistics support force (MLSF), 3-1  
    stock points, 3-1

## P

Periodicals, 1-3

## R

Reports, 1-1  
    casualty report (CASREP), 1-1  
    getting under way report, 1-1  
    survey, 1-1  
    trouble reports and logs, 1-1

## S

Sources of Information, 1-5

## T

Technical Library, 2-11  
    catalogs, lists, indexes, and directories, 2-16  
    electronic installation and maintenance book  
        (EIMB), 2-14  
    maintenance standards handbook 2-12  
    naval ship's technical manual (NSTM), 2-13  
    other publications, 2-15  
    publication applicability listing (PAL), 2-11





