





*the Teletype*

# MODEL 28 RT SET

(REPERFORATOR TRANSMITTER-DISTRIBUTOR)

FOR HIGH SPEED AUTOMATIC  
MESSAGE RELAYING



A COMPLETE  
PUNCHED TAPE  
MESSAGE RELAY SET  
THAT . . .  
RECEIVES  
PUNCHES  
PRINTS  
STORES  
READS  
TRANSMITS



## THIS NEW MODEL 28 RT SET

offers automatic message relaying at its best—higher speed dependable operation, lower maintenance and your choice of tape punching and reading components that are "custom tailored" to meet a variety of application needs. Thus, whether for cross-office or cross-country relaying of data, the versatile Model 28 RT Set will provide the speed, dependability and adaptability so necessary to effectively handle your growing communications traffic.

### YOUR CHOICE OF 3 M28 TAPE PUNCHES

#### M28 TYPING TAPE PUNCH

This component will receive incoming sequential (serial) line signals, punch a 5-level "common language" chadless\* paper tape and print the incoming message right on the tape at 100 WPM. Gears are available for slower speed operation at 60 or 75 WPM. Electrical code reading contacts offer parallel-wire output for control of auxiliary equipment.

#### M28 NON-TYPING TAPE PUNCH

For high speed cross-office message relaying, this non-printing tape punch is available to receive sequential (serial) signals and perforate a "common language" chadless\* paper tape at 200 WPM. Gears are available for slower speed operation at 60, 75 or 100 WPM. This component also features parallel-wire output for control of auxiliary equipment.




#### M28 MULTI-MAGNET TAPE PUNCH

This non-printing tape punch will receive parallel-wire signals from business machines or similar type equipment and perforate a "common language" chadless\* paper tape at any speed up to 200 WPM.

### M28 PIVOTED-HEAD, MULTI-CONTACT TAPE READER

The tape reader component of the RT Set will read tape from any of the above tape punch components and transmit either sequential (serial) or parallel-wire signals at 200 WPM. Gears are available for slower speed operation at 60, 75 or 100 WPM. Twin-shaft design offers facilities for accepting and translating parallel-wire signals for sequential transmission. A pivoted tape sensing device "reads" the last punched character in the tape and automatically stops transmission.


\*"Chadless" tape is standard 11/16 in. communications tape in which the "chad" perforations remain hinged to the tape. This Teletype feature eliminates the chad disposal problem.





## SPEED GEAR SHIFT FOR TAPE PUNCH & READER

An optional, accessory gear shift mechanism for convenient manual speed changing from 60 to 75 or 100 WPM is available for application with tape punch or tape reader components of the RT Set. View, at right, shows application with tape punch component and reveals speed selector lever and associated gears.



## MODEL 28 UNIVERSAL CABINET

This all-steel cabinet is specially adapted to accommodate two RT Sets. Functional features, internal accessibility and attractive appearance ideally suit it for office, factory or switching center applications.

**Front & Rear Doors.** Two vertically hinged doors provide internal accessibility through front or rear of cabinet.

**Magnetic Door Latches.** Permanent magnets facilitate smooth opening and closing of cabinet doors.

**Hinged Relay Rack** swings out through rear of cabinet, allows convenient accessibility to both sides of rack.

**Vibration Mountings.** Individual rubber base mountings for each RT Set facilitate smooth, vibrationless operation.

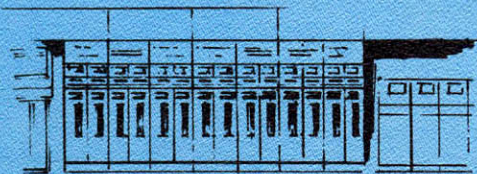
**Extension Slides.** Metal slide rails allow RT Sets to be pulled out through front of cabinet for "all-around" accessibility.

**Control Panel** features on-off switches, tape warning lights and other facilities for external control of equipment within the cabinet.



**Cable Raceway,** with removable cover plate, is provided at bottom rear of cabinet.

**Viewing Windows.** Shatter-resistant windows allow viewing of internal operations.

**Inner-Frame Construction** minimizes radiation of normal operating sounds outside cabinet shell.



Cabinets may be side-mounted for switching center installations.



Rear View of cabinet shows doors and hinged relay rack.

### SPECIFICATIONS Model 28 RT Set (less cabinet)

**Size** (with typing tape punch, tape reader, tape handling stand): Height 35 in. Width 8½ in. Depth 20 in.

**Weights:** Net 110 lbs. Domestic shipping 150 lbs. Commercial export shipping 270 lbs.

**Tape Capacities:** 3,000 ft. tape supply reel, 1,000 ft. tape winder reel, approx. 100 ft. capacity intermediate storage bin for perforated tape between punch and reader.

**Power:** Standard synchronous motor, 65 W., 115 V. regulated 60 cycle A. C. Optional motors available for other power requirements. Selector magnets—30 or 60 ma. at 115 V.D.C. Two tape reader clutch release magnets—each 160 ma. at 48 V.D.C. or 100 ma. at 110 V.D.C.

**Optional Gears** are available for operation at 404 o.p.m. (50 bauds).

### Model 28 Cabinet (less RT Sets)

**Size:** Height 60 in., Width 28 in., Depth 27 in.

**Weight:** Net 300 lbs. Domestic shipping 450 lbs. Commercial export shipping 475 lbs.

**Finishes:** Cabinets available in attractive colors to blend with modern or traditional office decor.



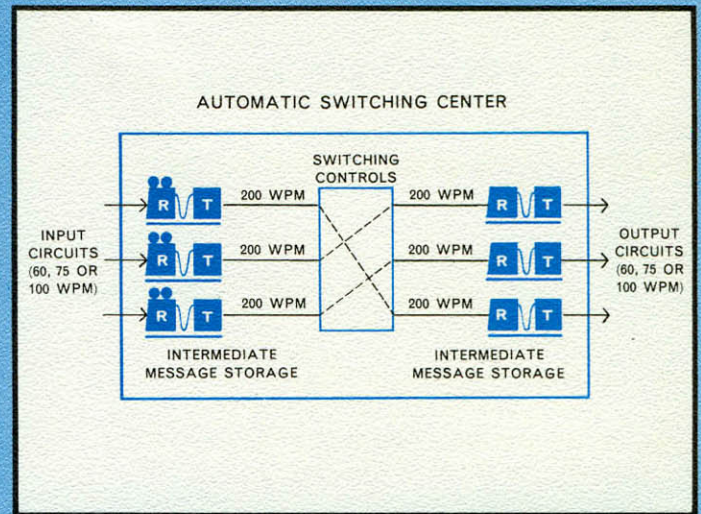
# A WIDE RANGE OF APPLICATIONS

## COMMUNICATIONS

**Automatic Message Handling & Routing.** For high speed cross-office relaying of messages through automatic switching centers, the RT Set will provide the facilities for receiving incoming signals and relaying them cross-office to another RT Set for retransmission over a selected line.

**Speed Converter.** The RT Set will serve as an automatic link between sending and receiving equipment operating at different speeds, e.g., a sending station transmitting at 60 WPM can be linked to a receiving station operating at 100 WPM.

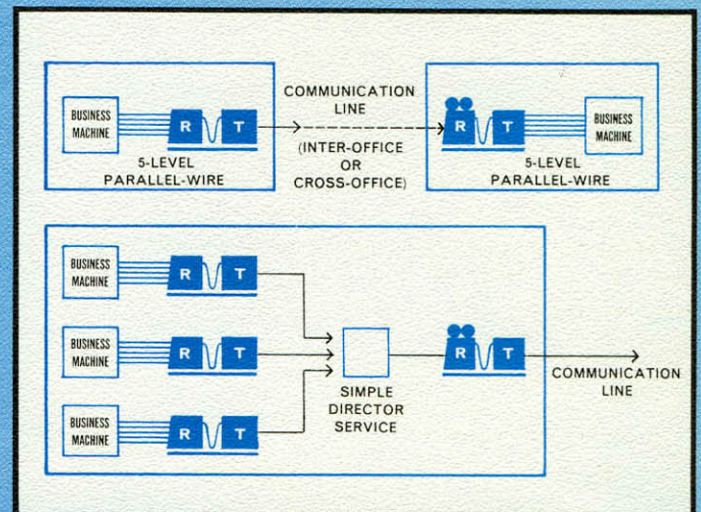
**Intermediate Message Storage.** Permits an incoming message to be received and stored temporarily when the outgoing line is busy. The RT Set will receive the message on tape, store the tape and automatically transmit the information coded in it to the outgoing line.



## DATA PROCESSING

**Business Machine-Communications Linkage.** The RT Set will accept 5-level parallel-wire signals from computers, calculators, punched card equipment or similar type business machines; translate the signals into sequential form and transmit them over standard communication lines to similar equipment in other locations.

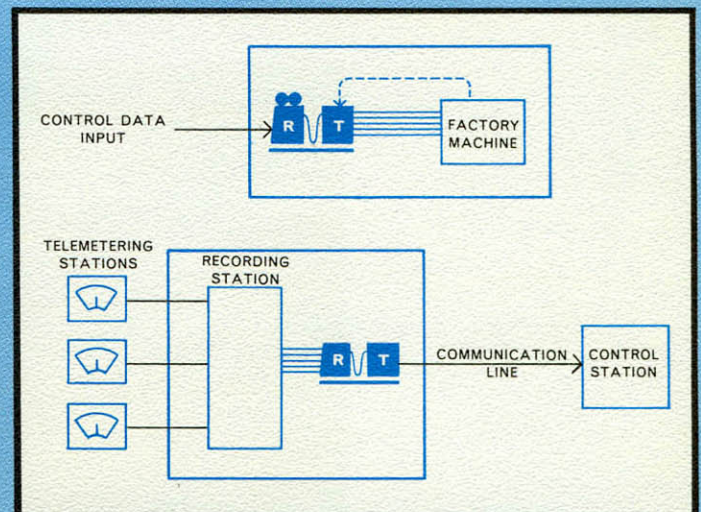
**Automatic Accumulation of Data from IDP** equipment for transmission over standard communication lines may be accomplished by linking one RT Set to each output unit in the IDP system. These in turn can be directed to relay the data to a central RT Set which will transmit on a continuous basis, thus allowing maximum use of line time.



## AUTOMATION

**Control of Automated Factory Equipment.** The RT Set will provide an automatic linkage between incoming control data and signal-operated factory equipment. Reader portion may be activated to read-out continuously or character-by-character as the associated factory equipment calls for it.

**Field Operational Control.** The RT Set makes possible direct reception of 5-level parallel-wire transmission from field telemetering stations for unattended automatic relay over standard communication lines to a central or remote evaluation and control station.





## TELETYPE MODEL 28 RT SET

Here is a NEW AUTOMATIC tape reperforator transmitter-distributor featuring THREE important message relaying facilities in one compact package.

**1. A RECEIVING UNIT** for accepting incoming electrical signals, punching and printing the intelligence on a standard 5-level "common language" tape.

**2. A SENDING UNIT** for reading and translating the taped intelligence into electrical impulses for transmission either cross-office or cross-country.

**3. A TAPE HANDLING UNIT** with a large capacity tape supply reel, intermediate tape storage bin and tape winder reel.

### A NEW AUTOMATIC MESSAGE RELAY SET

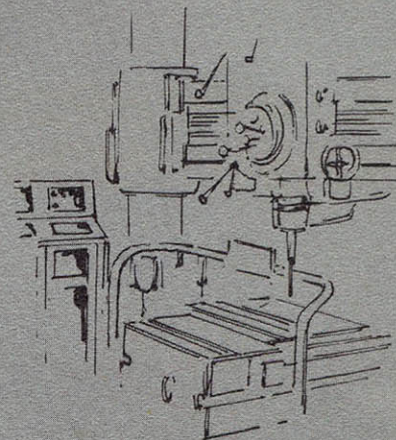

*designed—engineered—built*

... FOR COMMUNICATIONS




... FOR AUTOMATION


... FOR DATA PROCESSING







**Teletype Model 28  
Tape Punch**—  
Receives incoming  
electrical signals,  
punches a 5-level  
"common language"  
paper tape, and prints  
the message right on  
the tape. Accessory  
reading contacts  
enable 5-level parallel-  
wire output to control  
auxiliary equipment.



**Teletype Model 28  
Tape Reader**  
(single-contact)—  
Reads 5- or 6-level  
punched tape for  
sequential (serial)  
transmission to local  
or remote receiving  
equipment.

*Your choice of other*

## TELETYPE MODEL 28 EQUIPMENT

Teletype Model 28 equipment is a dynamic new line of communications equipment, offering a new "high" in speed, dependability and flexibility of operation. These new units will cruise at 100 words per minute, are attractively styled, quiet in operation and need only a minimum of maintenance. Under average operating conditions, Model 28 units need lubrication only once or twice a year. Gears are available for slower speed operation at 60 or 75 WPM where desired.

**Components for Systems Manufacturers, too.** Tape punching and tape reading components used in the self-contained units shown here are available to systems manufacturers for integration with their equipment.


**For Business, Industry & Military.** In business, industry and the military, Model 28 units are the center of more efficient communications plans. Thus, whether your needs involve printing copy, punching tape or reading tape, there is a Model 28 unit to serve you. Teletype Corporation's applications engineers will be pleased to discuss these needs at your convenience. This service is offered without obligation, of course. Please contact the address listed below that is most convenient to you.

**TELETYPE®**  
CORPORATION • SUBSIDIARY OF *Western Electric Company Inc.*

**GENERAL OFFICES**  
5555 Touhy Avenue, Skokie, Ill.  
Phones: ORchard 6-1000, Skokie  
CORNelia 7-6700, Chicago  
Area Code 312

TWX: Skokie, Ill. 3454 (After hours  
unattended service)  
W. U. Service on Premises

**GOVERNMENT LIAISON OFFICE**  
425 13th Street, N.W., Washington 4, D.C.  
Phone: METropolitan 8-1016



**Teletype Model 28  
Tape Reader** (multi-  
contact)—Reads 5-, 6-,  
7- or 8-level punched  
tape for sequential  
(serial) transmission to  
local or remote  
receiving equipment.  
Twin-shaft design  
offers parallel-  
wire read-out facilities  
for business machines  
or other signal  
activated equipment.



**Teletype Model 28  
Send-Receive  
Page Printer**—A  
table version of the  
send-receive page  
printer described  
below. Ideal for rack  
or table mounting.



**Teletype Model 28  
Send-Receive  
Page Printer**—A  
message originating  
unit for sending and  
receiving electrical  
signals for reproduc-  
tion in printed page  
form. Features a  
built-in control system  
for automatic station  
selection and control  
of auxiliary equipment.

**Teletype Model 28  
Automatic  
Send-Receive Set**—  
A composite message  
receiving and trans-  
mitting station with  
self-contained  
facilities for printing  
page copy, punching  
tape, reading tape  
and preparing tape  
as a by-product of  
the send-receive  
operation. Features  
a built-in control  
system for automatic  
station selection and  
control of auxiliary  
equipment. The most  
versatile unit of  
its kind.



**Teletype Model 28  
Receive-Only  
Page Printer**—A  
message receiving  
unit (without keyboard)  
for accepting  
electrical signals for  
reproduction in  
printed page form.  
Features a built-in  
control system for  
automatic station  
selection and remote  
control of auxiliary  
equipment.

