

SCANNED

28 TRANSMITTER DISTRIBUTOR COVER (LBXC)

and

CABINET (AC - TABLE TYPE)

PARTS

FIGURE	CONTENTS	PAGE
1	Cabinet	2
2	Electrical Components	3
3	Cover	4
4	Cover	5
	Numerical Index	6

PAINT FINISH COLOR CODE CHART												
(for parts and assemblies requiring a paint finish)												
Color	Finish Suffixes				Color	Finish Suffixes						
	Wrinkle Finish	Smooth Finish	Textured Vinyl	Smooth Vinyl		Wrinkle Finish	Smooth Finish	Textured Vinyl	Smooth Vinyl			
Beige	AA (37)	ET		HC	Gray, Federal	AB (40)	BV	GG	HB (68)			
Beige, Light		EL			Gray, Green		BK	GA (45)		HE		
Beige, Rose		ER			Gray, Light		EJ	HF (46)				
Black		BA (34)					EW	Gray, Covert		GE		
Black, High Gloss								Gray, Olive				
Black, Semi Gloss								Gray, Maritime				
Blue, Aqua								Deck				
Blue, Brussels Light		EC					AJ	Gray, Oxford		EP	GA (45)	HD
Blue, Medium								Green, Gray				
Brown, Dark								Green, Moss				
Brown, Light	AD (38)		HG	Ivory	EM							
Fawn	AC (39)			Pink, Rose								
Gray, Beige	AL			BZ				GC	Turquoise			
Gray, Charcoal		GF	HA		EU							
Gray, Dark		GB	White		EV							
				Yellow, Pastel	EH							
					EG							

The double asterisk (**) denotes a painted part. Suffix to be applied following the part number. Number in parentheses indicates Bell System code.

Note:
When ordering parts from this section,
prefix each number with the letters TP.

Prepared for American Telephone and Telegraph Company by Teletype Corporation.

© 1957 and 1961 by Teletype Corporation.

All rights reserved.

Printed in U.S.A.

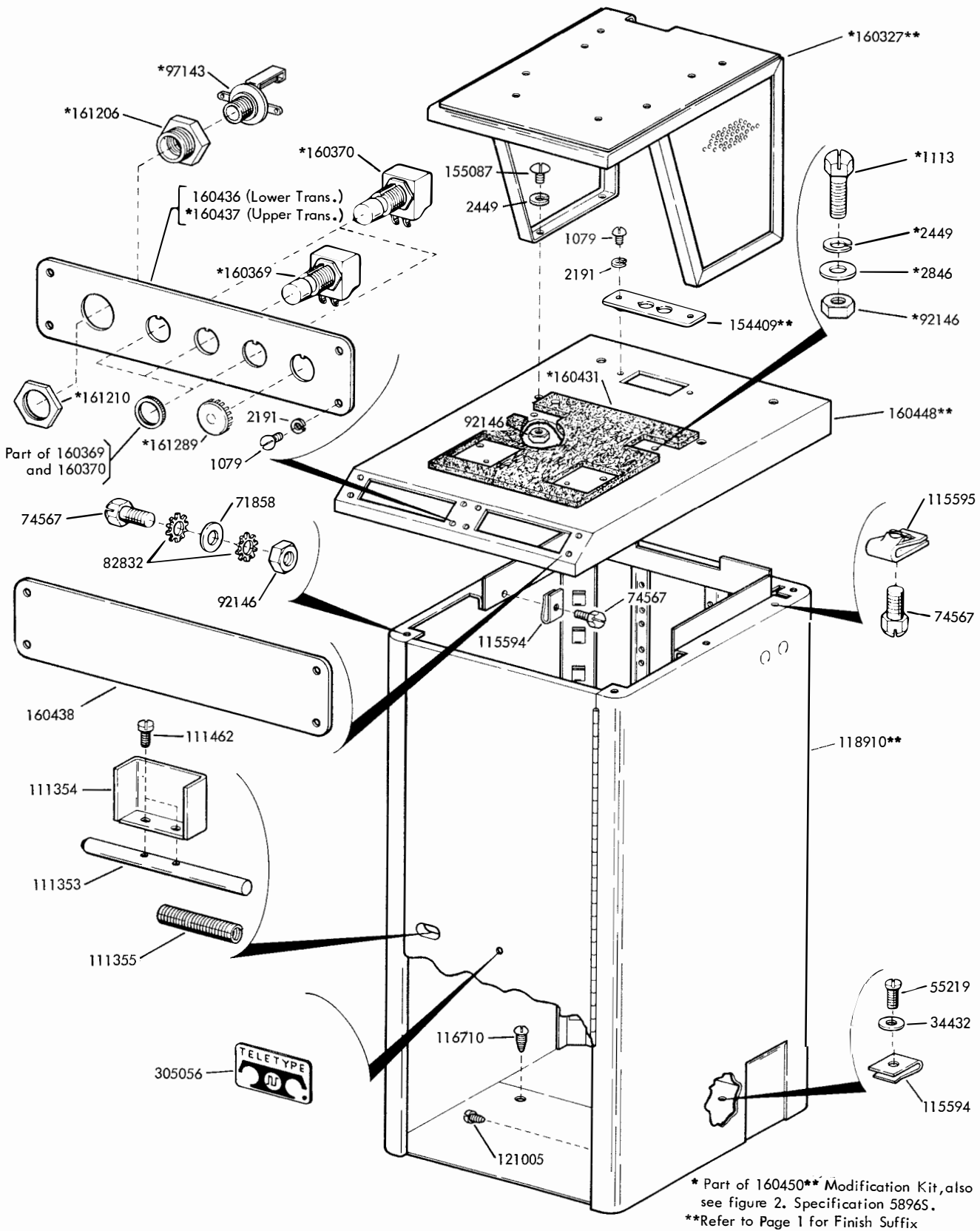
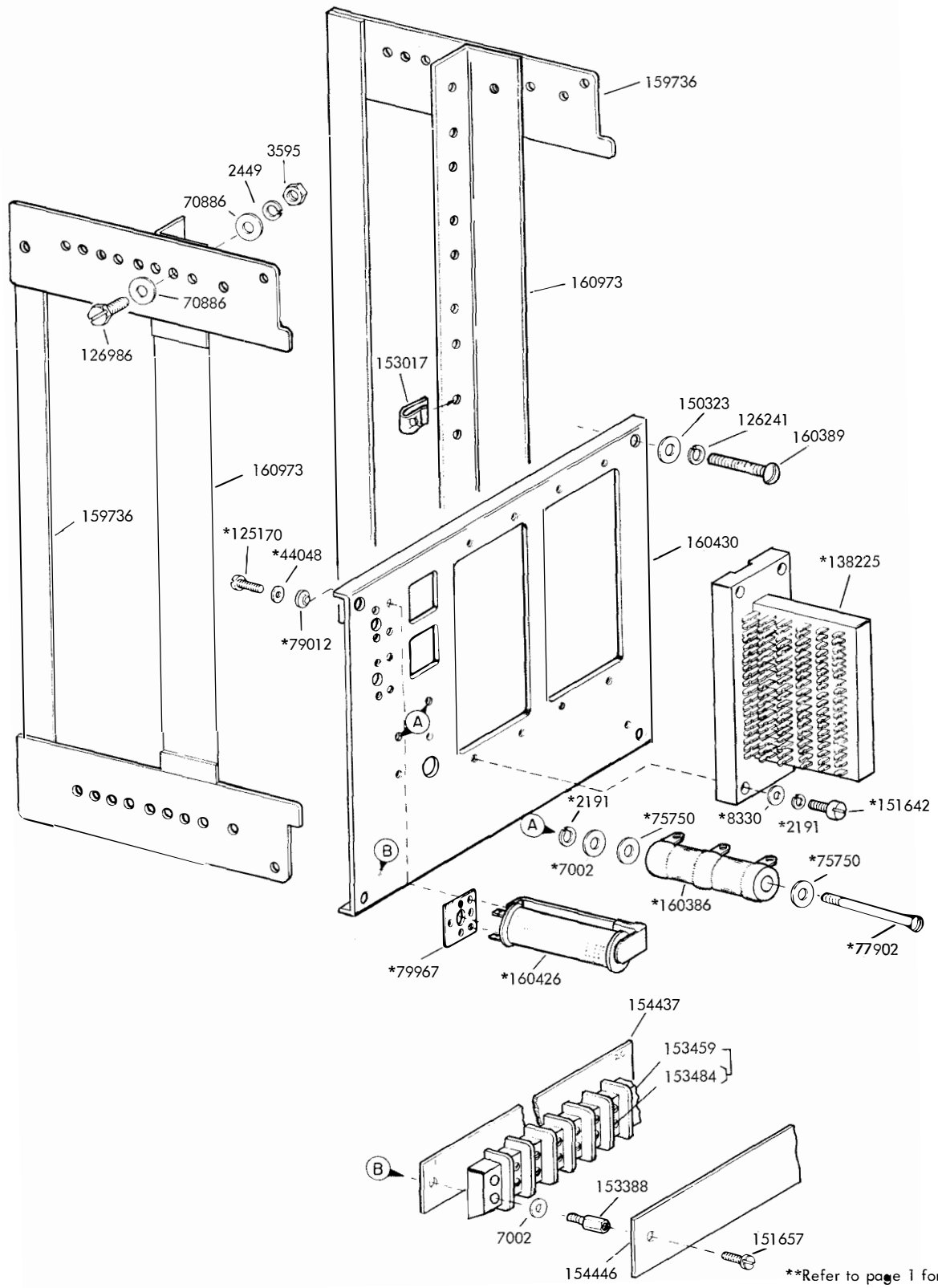
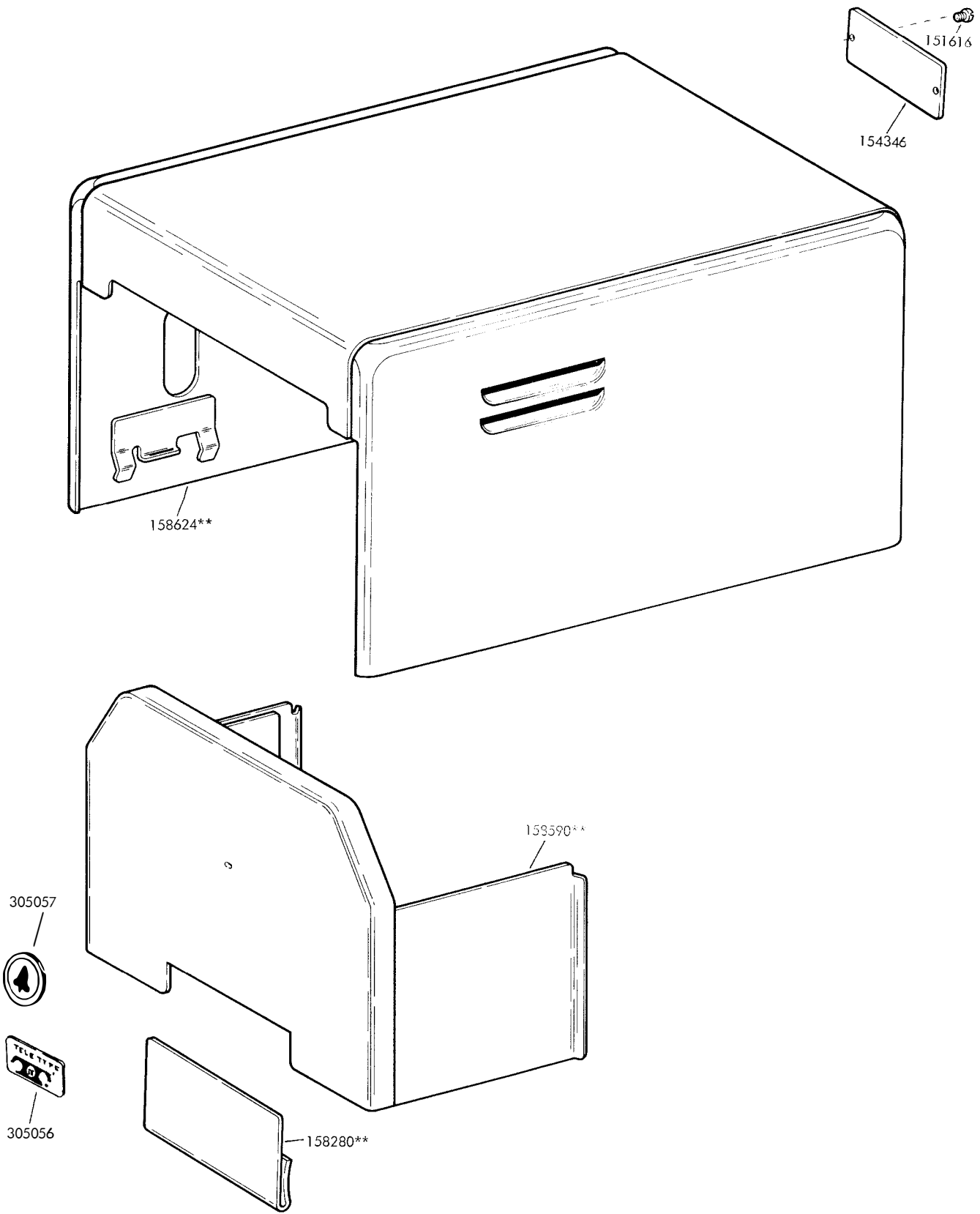


FIGURE 1. CABINET



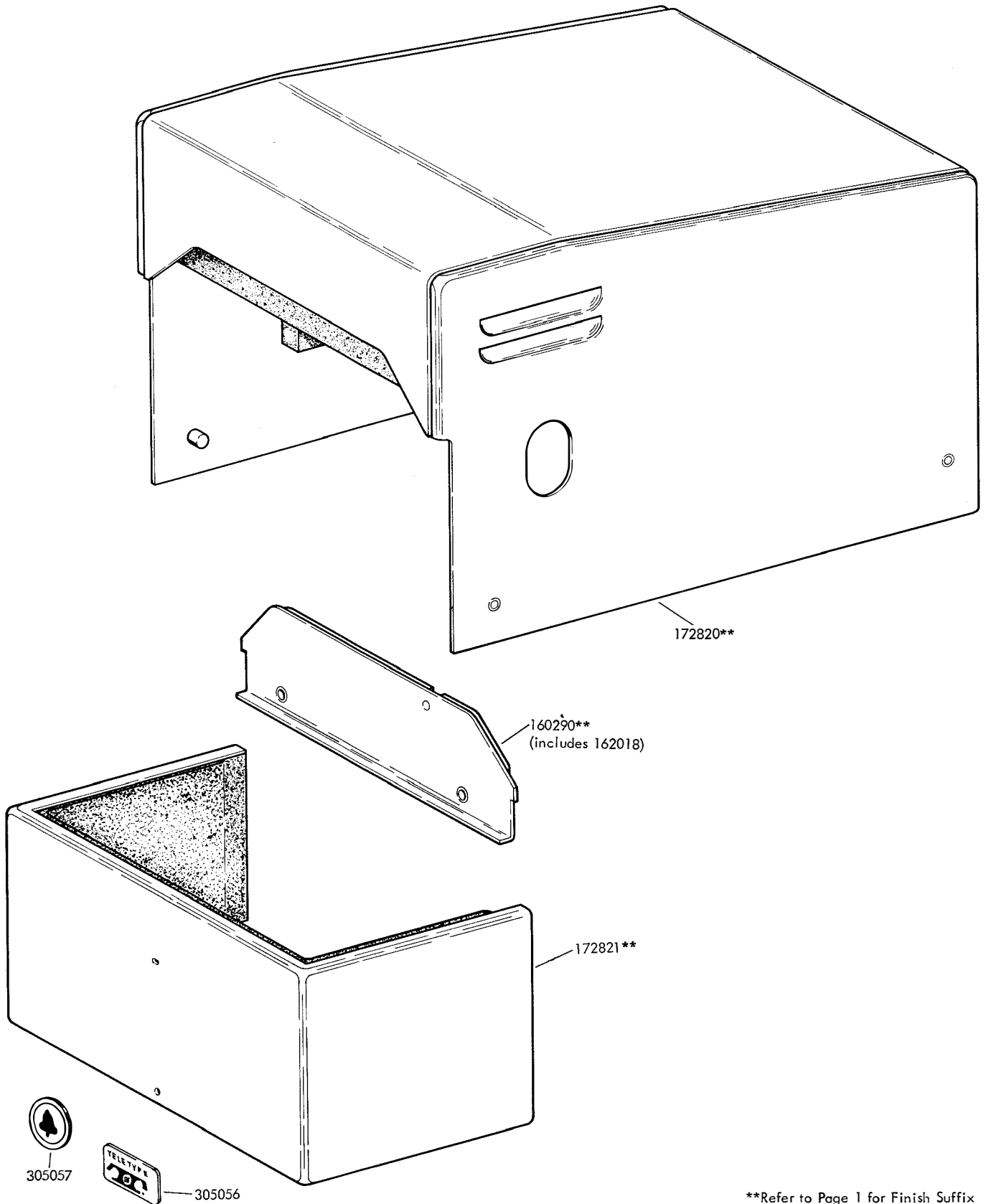
**Refer to page 1 for Finish Suffix
 * Part of 160450** Modification Kit, also see figure 1. Specification 5896S.

FIGURE 2. ELECTRICAL COMPONENTS



**Refer to Page 1 for Finish Suffix

FIGURE 3. COVER



**Refer to Page 1 for Finish Suffix

FIGURE 4. COVER

NUMERICAL INDEX

Part Number	Description and Page Number	Part Number	Description and Page Number	Part Number	Description and Page Number
1079	Screw, 6-32 x 5/16 Rd 2	115594	Nut, Speed 2	159736	Bracket w/Tie Bar 3
1113	Screw, 1/4-20 x 7/8 Hex 2	115595	Nut, Speed 2	160290**	Plate 5
2191	Washer, Lock 2, 3	116710	Screw, 6 x 1/2 Self-Tapping 2	160327**	Bracket, Mounting 2
2449	Washer, Lock 2, 3	118910**	Cabinet 2	160369	Switch, No Push Button 2
2846	Washer, Flat 2	121005	Screw, #6 x 3/8 Self-Tapping 2	160370	Switch, NC Push Button 2
3595	Nut, 1/4-32 Hex 3	125170	Screw, 8-32 x 5/16 Fil 3	160386	Resistor, 1,000 Ohm 3
7002	Washer, Flat 3	126241	Washer, Lock 3	160389	Screw, 12-24 x 1-1/4 Rd 3
8330	Washer, Flat 3	126986	Screw, 1/4-32 x 19/32 Hex 3	160426	Relay 3
34432	Washer, Flat 2	138225	Block, 6 Row Terminal 3	160430	Plate, Mounting 3
44048	Washer, Flat 3	150323	Washer, Flat 3	160431	Pad, Felt 2
55219	Screw, 8-32 x 3/8 Fil 2	151616	Screw, #2 Self-Tapping 4	160436	Panel, Lower Control 2
70886	Washer, Flat 3	151642	Screw, 6-40 x 3/4 Fil 3	160437	Panel, Upper Control 2
71858	Washer, Flat 2	151657	Screw, 6-40 x 1/4 Fil 3	160438	Plate, Blank 2
74567	Screw, 1/4-20 x 33/64 Hex 2	153017	Nut, Speed 3	160448**	Top, Table 2
75750	Washer, Insulating 3	153388	Stud 3	160450**	Modification Kit 2, 3
77902	Screw, 6-40 x 2-3/8 Rd 3	153459	Block, Terminal 3	160973	Bracket w/Pads 3
79012	Insulator 3	153484	Screw, 6-32 Spl 3	161206	Bushing, Insulating 2
79967	Insulator 3	154346	Plate, Instruction 4	161210	Nut, 11/16 x 32 Hex 2
82832	Washer, Lock 2	154409**	Plate 2	161289	Button, Plug 2
92146	Nut, 1/4-20 Hex 2	154437	Insulator, 1-20 Terminal 3	162018	Pad, Felt 5
97143	Jack 2	154446	Cover 3	172820**	Cover w/Pads 5
111353	Bolt, Latch 2	155087	Screw, 1/4-20 x 7/16 Rd 2	172821**	Panel 5
111354	Bracket, Latch Bolt 2	158280**	Plate, Left Mounting 4	305056	Plate, Identification 2,4,5
111355	Spring, Compression 2	158590**	Panel 4	305057	Plate, Identification 4, 5
111462	Screw, 4-40 x 5/16 Fil 2	158624**	Cover 4		

**Refer to Page 1 for Finish Suffix