28 and 29 TYPING UNIT (LP)

PARTS

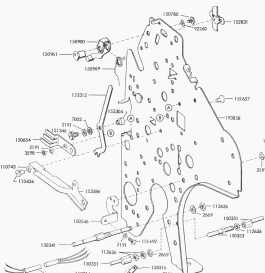

FIGURE 1. LEFT SIDE FRAME MECHANISM

For Early Design, see Figure 3

FIGURE 2. RIGHT SIDE FRAME MECHANISM

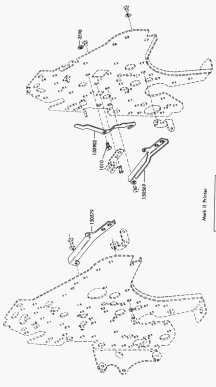
Mark II Printer
With Shelter Parts
Shelter Parts Not Shown
2616
2618
2619
2620
1609
1610
1611
1612
1613
1614
1615
1616
1617
1618
1619
1620
1621
1622
1623
1624
1625
1626
1627
1628
1629
1630
1631
1632
1633
1634
1635
1636
1637
1638
1639
1640
1641
1642
1643
1644
1645
1646
1647
1648

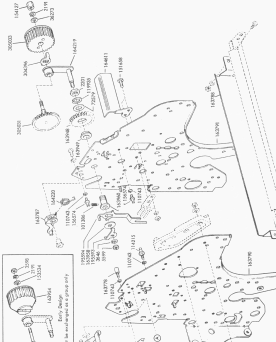

FIGURE 4. LEFT AND RIGHT SIDE FRAME MECHANISM

FIGURE 5. LEFT AND RIGHT SIDE FRAMES (WALL MOUNTED)

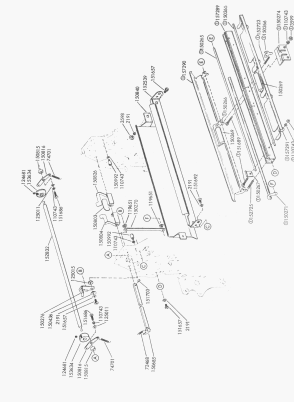
For Parts Orders, see Figure 3
(1) 13009 Pressure Roller Assembly
13009
13008
13007
13006
13005
13004
13003
13002
13001
13000
13010
13011
13012
13013
13014
13015
13016
13017
13018
13019
13020
13021
13022
13023
13024
13025
13026
13027
13028
13029
13030
13031
13032
13033
13034
13035
13036
13037
13038
13039
13040
13041
13042
13043
13044
13045
13046
13047
13048
13049

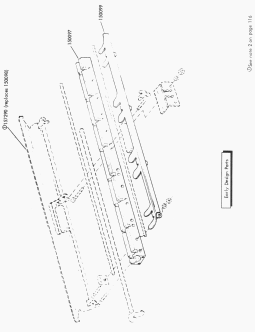

FIGURE 7. PRESSURE ROLLER MECHANISM

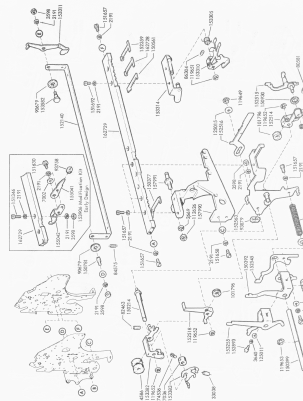

FIGURE 8. SPACE SUPPRESSION MECHANISM

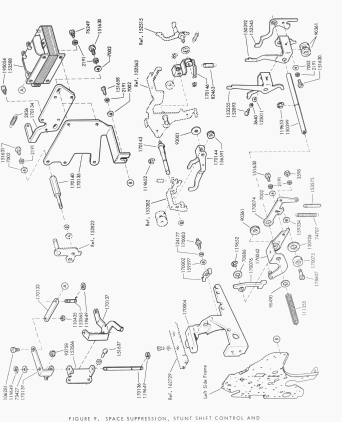
Ref. 132515
Ref. 130363
Ref. 130382
Ref. 130829
Ref. 142728
Left Side Frame
Ref. 130364
Ref. 130365
Ref. 130366
Ref. 130367
Ref. 130368
Ref. 130369
Ref. 130370
Ref. 130371
Ref. 130372
Ref. 130373
Ref. 130374
Ref. 130375
Ref. 130376
Ref. 130377
Ref. 130378
Ref. 130379
Ref. 130380
Ref. 130381
Ref. 130382
Ref. 130383
Ref.

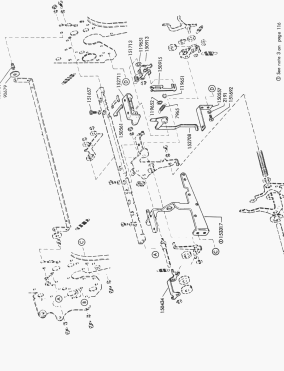

FIGURE 10. SPACE SUPPRESSION MECHANISM

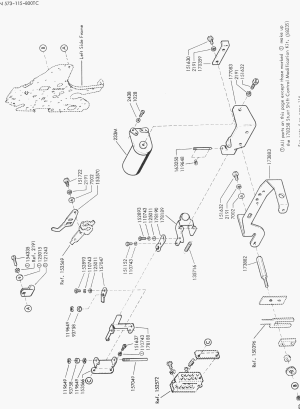

FIGURE 11. PRINT SUPPRESSION MECHANISM

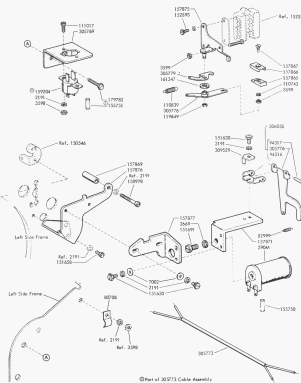

FIGURE 12. ELECTRICALLY OPERATED LETTERS SHIFT MECHANISM

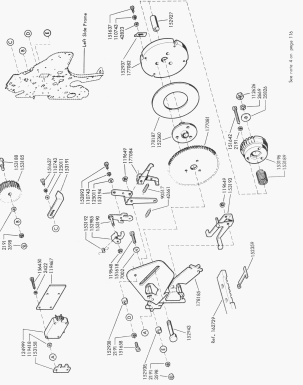

FIGURE 13. PAGE FEED-OUT AND FORM STARTER MECHANISM

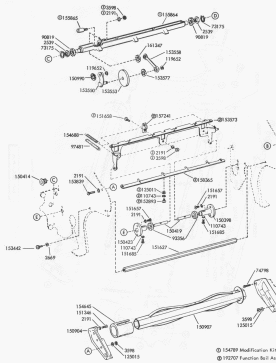

FIGURE 14. PAPER SPINDLE AND RESET BAIL MECHANISM

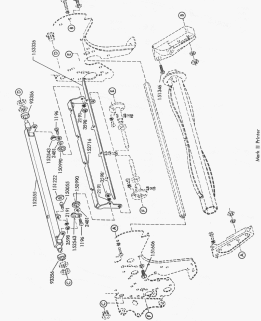

FIGURE 15. PAPER SPINDLE AND RESET RAIL MECHANISM

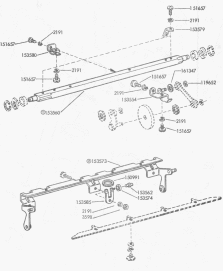

Early Design Parts

(1) See note 5 on page 116
(2) See note 6 on page 116

FIGURE 16. RESET BAIL MECHANISM

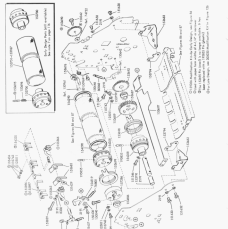

FIGURE 17. SPROCKET FEED MECHANISM

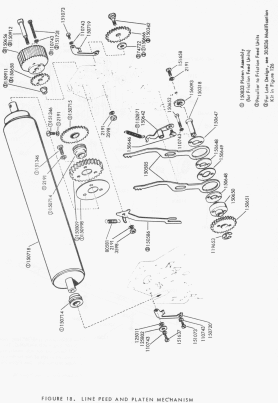

FIGURE 18. LINE FEED AND PLATEN MECHANISM

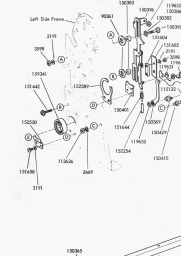
Left Side Frame
90361
130393
130396
130395
130404
130402
130403
130405
130406
130407
130408
130409
130410
130411
130412
130413
130414
130415
130416
130417
130418
130419
130420
130421
130422
130423
130424
130425
130426
130427
130428
130429
130430
130431
130432
130433
130434
130435
130436
130437
130438
130439
130440
130441
130442
130443
130444

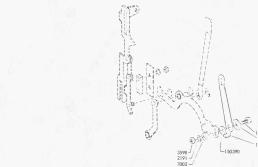

FIGURE 20. LEFT SIDE LINKAGE AND STRIPPER BLADE MECHANISM

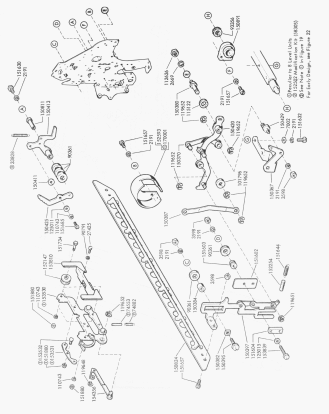

FIGURE 21. RIGHT SIDE LINKAGE AND TYPE BOX CARRIAGE MECHANISM

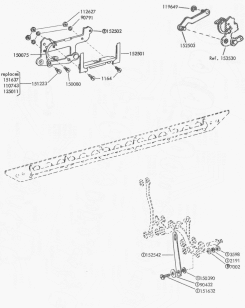

FIGURE 22. RIGHT SIDE LINKAGE AND TYPE BOX CARRIAGE MECHANISM

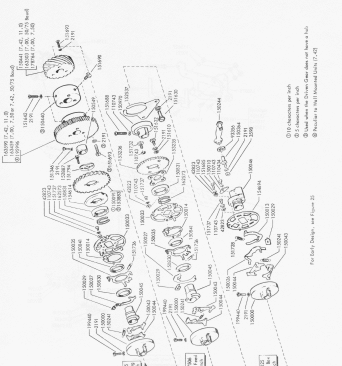

FIGURE 23. MAIN SHAFT MECHANISM

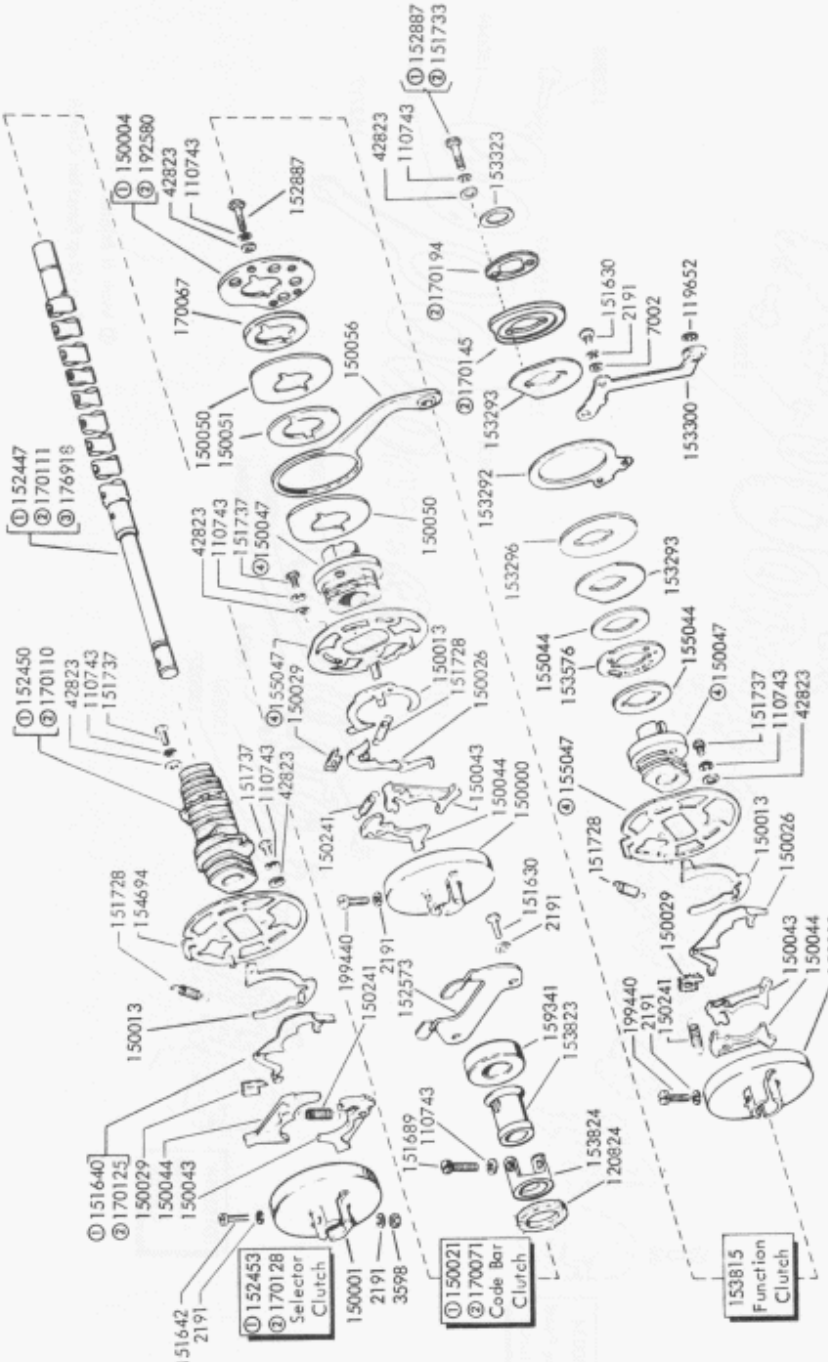

① Peculiar to 5 Level units

② Peculiar to 8 Level units

③ Peculiar to Wall Mounted units

④ When replacing an Early Design 155047 Disk without hubs with a Late Design Disk with hubs, a Late Design 150047 Bearing with countersunk mounting holes should also be used.

For Early Design, see Figure 25.

FIGURE 24. MAIN SHAFT MECHANISM

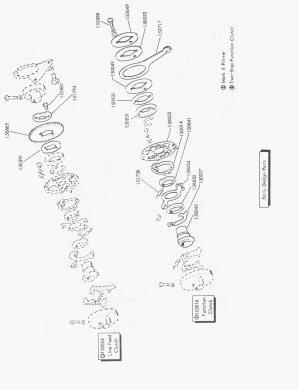
13788
13789
13790
13791
13792
13793
13794
13795
13796
13797
13798
13799
13800
13801
13802
13803
13804
13805
13806
13807
13808
13809
13810
13811
13812
13813
13814
13815
13816
13817
13818
13819
13820
13821
13822
13823
13824
13825
13826
13827
13828

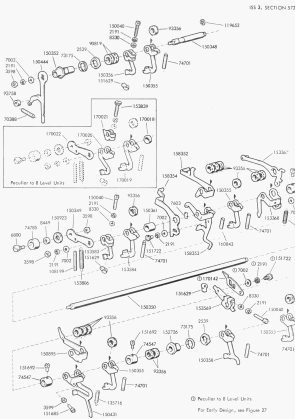

FIGURE 26. TRIP SHAFT MECHANISM

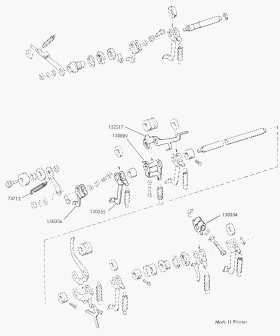

FIGURE 27. TRIP SHAFT MECHANISM

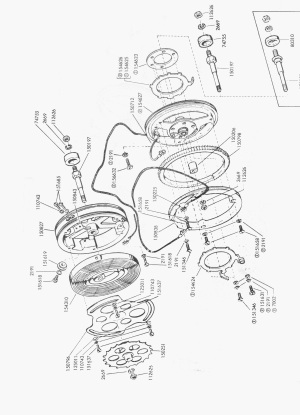

FIGURE 28. CARRIAGE RETURN AND SPACING DRUM MECHANISM

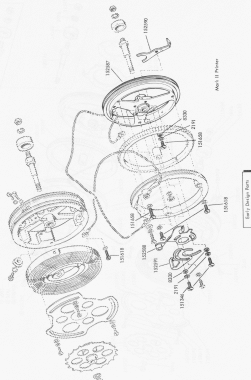

FIGURE 29. CARRIAGE RETURN AND SPACING DRUM MECHANISM

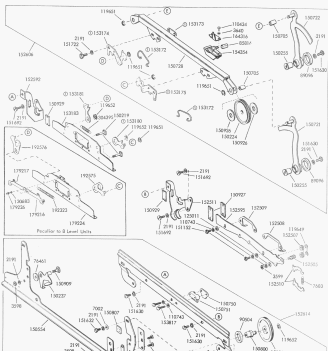

Ⓒ 152947 Mail-Insertion Kit (5A105)
For Early Design, see Figure 31

FIGURE 30. FRONT PLATE MECHANISM

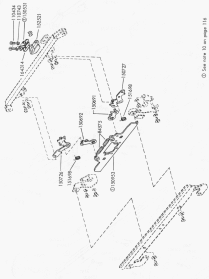

FIGURE 31. FRONT PLATE MECHANISM

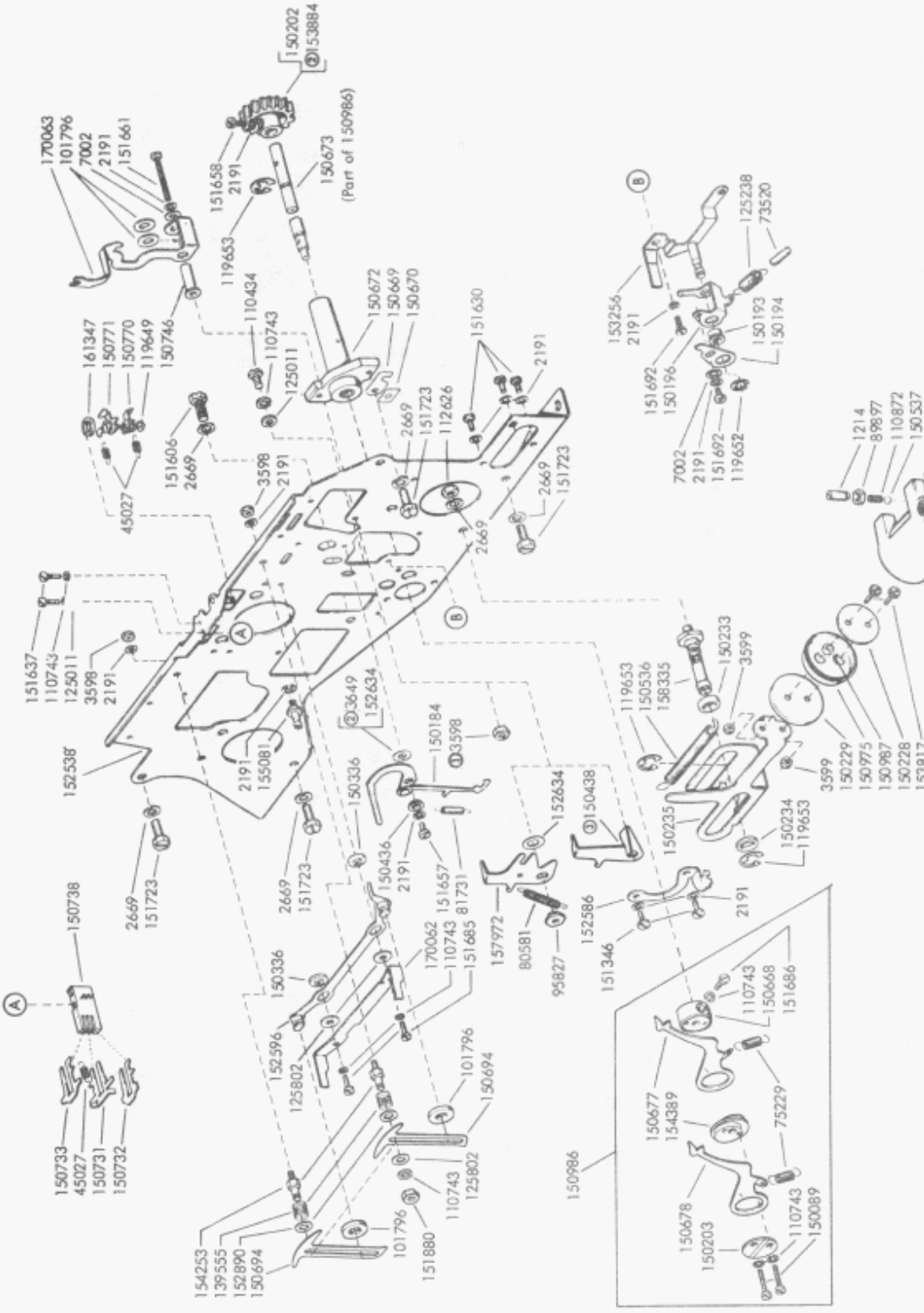

① Peculiar to Mark II Printers
② See note 12 on page 116
③ See note 13 on page 116

FIGURE 32. FRONT PLATE MECHANISM

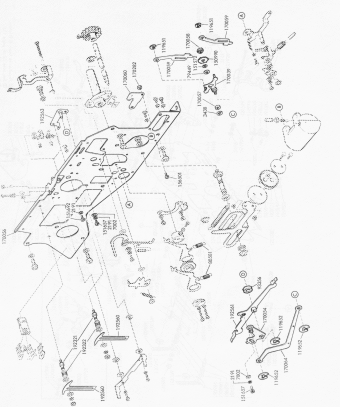

FIGURE 33. FRONT PLATE MECHANISM (8 LEVEL)

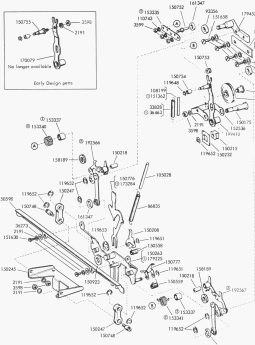

FIGURE 34. FRONT PLATE MECHANISM

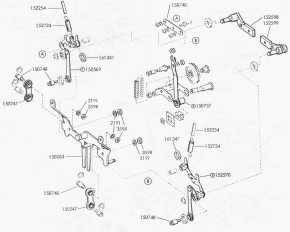

① See note 14 on page 116.
② See note 15 on page 116.

FIGURE 35. FRONT PLATE MECHANISM.

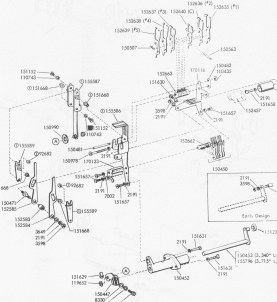
152637 (F)
152638 (F)
152639 (F)
152636 (F)
152635 (F)
153638 (A)
153639 (A)
153637
153563
153562
153564
153565
153566
153567
153568
153569
153570
153571
153572
153573
153574
153575
153576
153577
153578
153579
153580
153581
153582
153583
153584
153585
153586
153587
153588
153589
153590
153591
153592
153593
153594
153595
153596
153597
153598
153599
153600
153601
153602
153603

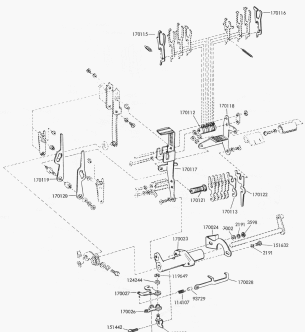

FIGURE 37. CODE BAR POSITIONING MECHANISM (8 LEVEL)

Early Design Parts

FIGURE 38. CODE BAR POSITIONING MECHANISM

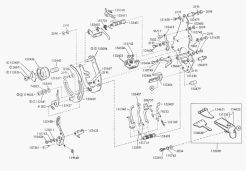

Ⓐ 133904 Modification Kit (38430)
Ⓑ 134753 Modification Kit (38435)

For Early Design, see Figure 41

FIGURE 39. SELECTOR MECHANISM

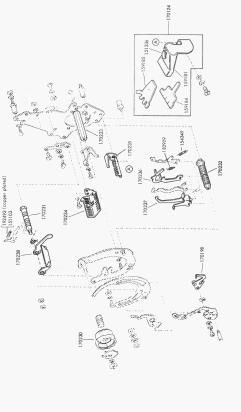
170734
170735
170736
170737
170738
170739
170740
170741
170742
170743
170744
170745
170746
170747
170748
170749
170750
170751
170752
170753
170754
170755
170756
170757
170758
170759
170760
170761
170762
170763
170764
170765
170766
170767
170768
170769
170770
170771
170772
170773
170774

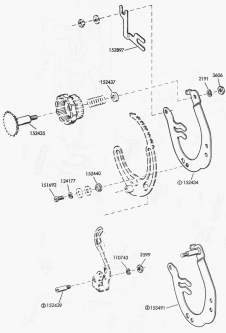

① See note 16 on page 116
② See note 17 on page 116
③ See note 18 on page 116

Early Design Parts

FIGURE 41. SELECTOR KNOB MECHANISM

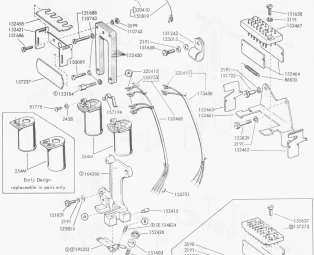

① Part of 173696 Cable Assembly (see Figure 67)
② 153947 Modification Kit 51685
③ 171204 Modification Kit to Provide Cutout
Volume Armature 30155
For Early Design, see Figure 44

FIGURE 42. SELECTOR MAGNET MECHANISM

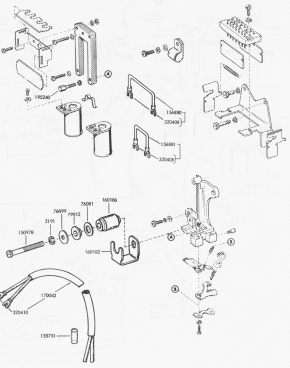

FIGURE 43. SELECTOR MAGNET MECHANISM (8 LEVEL)

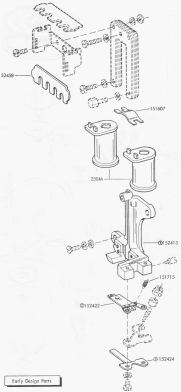

FIGURE 44. SELECTOR MAGNET MECHANISM

⑦ See note 20 on page 116
⑧ See note 21 on page 116
⑨ See note 22 on page 116

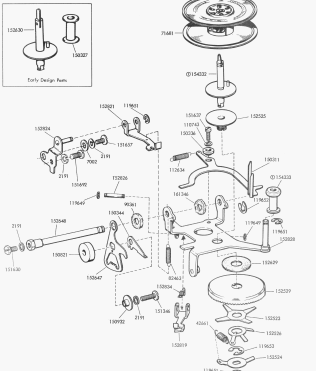

FIGURE 45. RIGHT RIBBON FEED MECHANISM

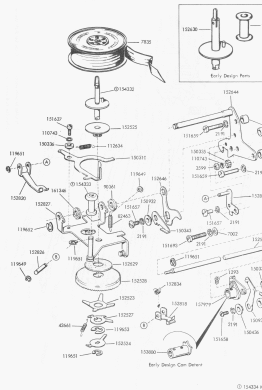

FIGURE 46. LEFT RIBBON FEED MECHANISM

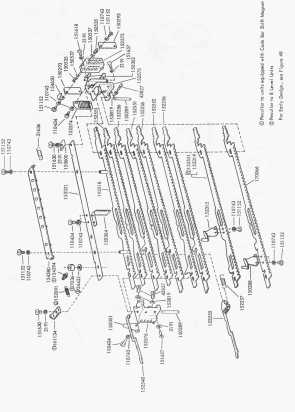

FIGURE 47. CODE BAR MECHANISM

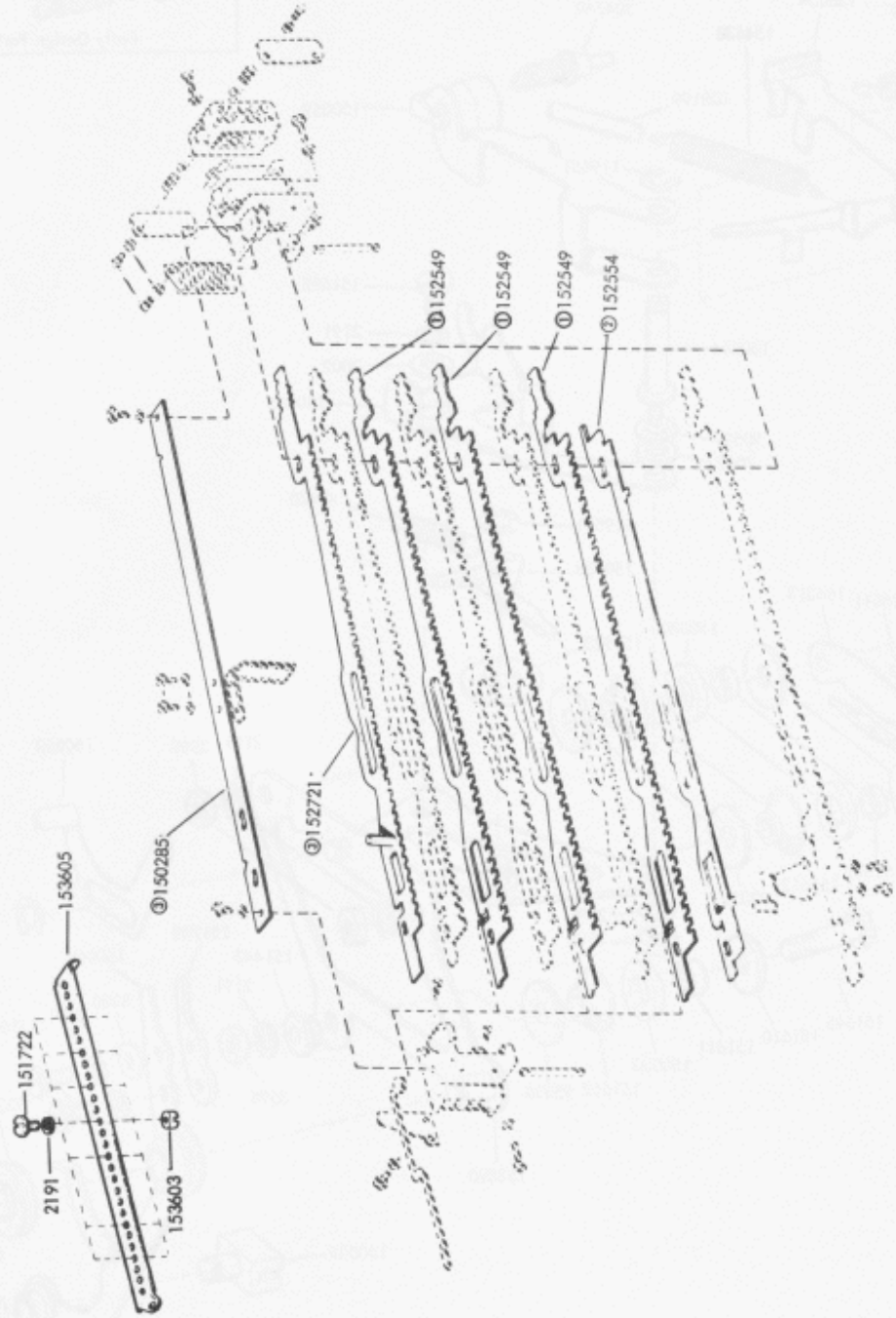

①Peculiar to units with Serial Numbers 8699 and lower

② See note 23 on page 116

③ See note 24 on page 116

Early Design Parts

FIGURE 48. CODE BAR MECHANISM

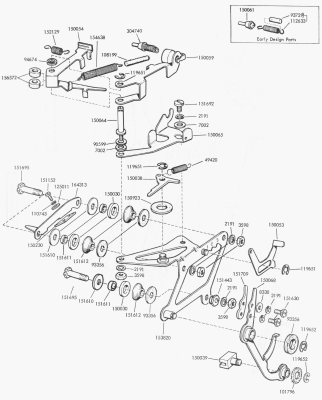

FIGURE 49. 188036 PRINTING CARRIAGE ASSEMBLY

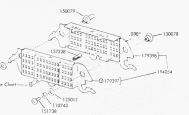

Murray Style Pallets
(10 characters per inch spacing)

CAPS
SMALL CAPS
FRACTIONS

Note: Part number of 157128 Identification Screw to include two letter suffix of type box arrangement.

MURRAY STYLE PALLETS

PALLET	NUMBER	PALLET	NUMBER	PALLET	NUMBER	PALLET	NUMBER	PALLET	NUMBER	PALLET	NUMBER	PALLET	NUMBER
A	157400	P	157445	K	157519	P	157415	U	157430	Z	157425	5	157509
B	157449	Q	157486	L	157511	Q	157416	V	157431	1	157426	6	157410
C	157402	R	157447	M	157512	R	157417	W	157422	2	157427	7	157502
D	157403	S	157488	N	157513	S	157418	X	157423	3	157428	8	157503
E	157404	T	157449	O	157514	T	157419	Y	157424	4	157429	9	157504

The above pallets are common to all Murray Style Arrangements

ADDITIONAL MURRAY STYLE PALLETS

PALLET	NUMBER	PALLET	NUMBER	PALLET	NUMBER	PALLET	NUMBER	PALLET	NUMBER	PALLET	NUMBER	PALLET	NUMBER
Cl	153800	m	153864	=	157781	*	157788	$	157658	–	153670	)	157775
=	157700	J	157794	CC	153879	!	157805	9	157736	▮	153873	)	157722
DZ	157681	J	157781	;	157725	:16	155874	Δ	157807	≈	153877	11	157727
ſ	153889	K	157797	X	157794	/22	155873	∩	157728	½	153878	!	157442
ZA	157799	k	157764	Y	157795	?	155872	∞	157729	∞	153871		
r	157795	L	157802	Y	157797	–	157804	≈	157670	^	153872		
f	157781	ZL	157714	YO	157900	TS	157665	×	157715	⊕	157719		
9	157782	m	157798	YZ	157902	∠	157658	∞	157661	⊃	157759		

See note 23 on page 116

See Figures 22, 23 and 24 for pallet arrangements

For Early Design, see Figure 51

FIGURE 50. TYPE BOX AND PALLETS

MURRAY STYLE PALLETS

PALLET	NUMBER	PALLET	NUMBER	PALLET	NUMBER	PALLET	NUMBER
A	150100	X	150123	I	150146	\	151947
B	150101	Y	150124	h	150147	↗	151948
C	150102	Z	150125	j	150148	+	151949
D	150103	1	150126	J	150149	Q	151950
E	150104	2	150127	*	150150	9	151951
F	150105	3	150128	i	150151	✱	151952
G	150106	4	150129	↓	150152	❋	151953
H	150107	5	150130	↓	150153	+	154036
I	150108	6	150131	↓	150154	R	154037
J	150109	7	150132	↓	150155	↖	154038
K	150110	8	150133	↓	150156	Δ	154039
L	150111	9	150134	↓	150157	⊙	154040
M	150112	-	150143	↓	150158	⊡	154041
N	150113	-	150135	↓	150159	⊞	154042
O	150114	,	150136	↓	150160	⊠	154043
P	150115	+	150137	↓	150161	⊠	154044
Q	150116	!	150138	↓	150162	V	154045
R	150117	?	150139	↓	150163	⊡	154046
S	150118	#	150140	↓	150164	⊡	154047
T	150119	(	150141	↓	150165	⊠	154048
U	150120	)	150142	↓	150166	⊠	154049
V	150121	$	150144	↓	150167	BLANK	150972
W	150122	:	150145	↗	150168		

See note 28 on page 116

Early Design Parts

FIGURE 81. TYPE BOX AND PALLETS



FIGURE 52. TYPEPALLET CHART

GOTHIC STYLE PALLETS ① (12-TO-INCH SPACING)

PALLET	NUMBER	1	2	3	4	5	6	7	8	9	10
A	115467	#			X	X	X		X	X	A
B	115468	A	X	X	X	X	X		X	X	B
%	115469	B									C
1	115471	C	X	X	X		X	X	X		D
J	115472	D	X	X	X	X					E
K	115473	E	X	X	X	X	X		X	X	F
L	115474	F	X	X	X	X					G
5	115475	G	X	X	X						H
1	115476	H	X	X	X		X	X	X		I
J	115477	I	X	X	X						J
5	115478	J	X	X	X		X	X			K
4	115479	K									L
@	115483	L									M
~		M	M	M	M	M	M	M	M	M	N
!		N			M		M		M	M	O
1		M		M	M		M		M	M	P
2		O	M	M	M		M		M	M	Q
?		M		M	M						R
1		M		M			M		M	M	S
4		M		M	M		M	M	M	M	T
5		M		M	M		M	M	M	M	U
&		M	M	M	M	M	M	M	M	M	V
←	115586							X			W
→	115587							X			X
↓	115588							X			Y
↑	115589							X			Z
^	115370							X			a
~	115371							X			b
~	115372							X			c
~	115373							X			d
~	115374							X			e
~	115375							X			f
~	115376							X			g
~	115377							X			h

The Pallets listed below are common to 12-to-inch Gothic Style Arrangements

PALLET	NUMBER
C	115430
D	115434
E	115436
F	115437
G	115438
H	115439
I	115440
J	115441
K	115442
L	115443
M	115445
O	115446
P	115447
Q	115448
R	115449
S	115450
T	115451
U	115452
V	115453
W	115454
X	115455
Y	115456
Z	115457
a	115458
b	115459
c	115460
d	115461
e	115462
f	115463
g	115464
h	115465
@	115466
/	115468
~	115469
~	157942

LARGE GOTHIC STYLE PALLETS ②

PALLET	NUMBER	1	2	3	4	5	6	7	8	9	10
#	157766	X	X	X	X	X	X		X	X	#
A	157766	X	X	X	X	X	X		X	X	A
~	157767	X	X	X	X		X	X	X		~
*	157768	X	X			X	X	X			*
(	157769	X	X			X	X				(
)	157770	X	X			X	X				)
-	157771	X	X			X	X	X	X		-
?	157773	X	X	X		X	X				?
1	157774	X	X	X		X	X	X			1
3	157775	X	X				X	X			3
1	157776	X	X				X	X			1
J	157777	X	X	X	X	X	X	X	X		J
5	157803	X	X				X	X			5
1	157804	X	X				X	X			1
2	157807	X	X				X	X			2
3	157808	X	X				X	X			3
4	157809	X	X				X	X			4
5	157810	X	X				X	X			5
6	157811	X	X				X	X			6
7	157812	X	X				X	X			7
8	157813	X	X				X	X			8
9	157814	X	X				X	X			9
0	157815	X	X				X	X			0
!	157816	X	X				X	X			!
?	157817	X	X				X	X			?
&	157818	X	X				X	X			&
~	157819	X	X				X	X			~
~	157820	X	X				X	X			~
~	157821	X	X				X	X			~
~	157822	X	X				X	X			~
~	157823	X	X				X	X			~
~	157824	X	X				X	X			~
~	157825	X	X				X	X			~
~	157826	X	X				X	X			~
~	157827	X	X				X	X			~
~	157828	X	X				X	X			~
~	157829	X	X				X	X			~
~	157830	X	X				X	X			~
~	157831	X	X				X	X			~
~	157832	X	X				X	X			~
~	157833	X	X				X	X			~
~	157834	X	X				X	X			~

The Pallets listed below are common to all large Gothic Style Arrangements

PALLET	NUMBER
A	157738
B	157739
C	157751
D	157752
E	157753
F	157754
G	157770
H	157771
I	157772
J	157739
K	157740
L	157741
M	157742
O	157743
P	157744
Q	157745
R	157746
S	157747
T	157748
U	157749
V	157750
W	157755
X	157756
Y	157757
Z	157758
a	157759
b	157760
c	157761
d	157762
e	157763
f	157765
g	157764
h	157774

① Used with 154792 Modification Kit (see Figure 97)

② Used with 154726, 159990 or 160192 Modification Kit (see Figures 94, 95 and 96)

M = Money Typepallet

Gothic Style Pallets (10 or 12 characters per inch spacing)

CAPS

$$M\frac{1}{2}$$

FRACTIONS

$$\frac{1}{2}\quad\frac{1}{4}\quad\frac{3}{4}$$

Large Gothic Style Pallets (5, 6 or 8 characters per inch spacing)

CAPS

$$M\frac{1}{2}$$

FRACTIONS

$$\frac{1}{2}\quad\frac{1}{4}\quad\frac{3}{4}$$

FIGURE 93. TYPEPALLET CHARTS

LONG GOTHIC STYLE PALLETS

PALLET	NUMBER	LOWER CASE	CAPITALS	FRACTIONS	FIGURES	PUNCTUATION
1	155654	X	X			X
C	155527	X	X			X
3	155638	X	X			X
4	155639	X	X			X
O	155661	X				
6	155662	X				
∞	155663	X				
*	155664	X				
∞	155665	X				
5	155667		X	X		-
1	155668	X				X
1	155669	X				
1	155670	X				
-	155671		X			X
7	155672	X	X	X	X	X
*	155673	X	X	X		
6	155803		X			
3	155886		X			
6	155887		X			
4	155888		X			
1	155889		X			
3	155890		X			
1	155891		X			
-	156655	X	X	X		X
8	156656			X		
#	155892					X
5	194318				X	
*	194319			X	X	X
→	194320				X	X
⊞	194321					X
%	194322			X	X	M
‡	194326			X	X	M
L	194327			X		M
∠	194328				X	M
⊷	194329				X	M
⊡	195486					X
⊞	195487					X
∧ ∨ ◯						M
⊞ ⊡ ⊟						M

The Pallets listed below are common to all Long Gothic Style Arrangements

PALLET	NUMBER
A	155618
B	155619
C	155620
D	155621
E	155622
F	155623
G	155624
H	155625
I	155626
J	155627
K	155628
L	155629
M	155630
N	155631
O	155632
P	155633
Q	155634
R	155635
S	155636
T	155637
U	155638
V	155639
W	155640
X	155641
Y	155642
Z	155643
a	155644
b	155645
c	155646
d	155647
e	155648
f	155649
g	155650
h	155651
i	155652
j	155653
1/16	156656
1/8	156659
&	155666

STANDARD GOTHIC STYLE PALLETS

PALLET	NUMBER	LOWER CASE	CAPITALS	FRACTIONS	FIGURES	PUNCTUATION
-		M	M	M	M	M
1			M	M	M	
*		M		M	M	M
*		M		M	M	M
1		M				
1		M				
1		M	M		M	
1		M	M	M	M	M
1		M	M		M	
1		M	M		M	
1		M	M	M		
1		M	M			
1		M	M	M		
&		M			M	
*			M	M		
#		M		M	M	
⊞			M			
⊞			M			
⊡			M			
⊡			M			

The Pallets listed below are common to all standard Gothic Style Arrangements

PALLET	NUMBER
A	159752
B	159753
C	159754
D	159755
E	159756
F	159757
G	159758
H	159759
I	159760
J	159761
K	159762
L	159763
M	159764
N	159765
O	159766
P	159767
Q	159768
R	159769
S	159770
T	159771
U	159772
V	159773
W	159774
X	159775
Y	159776
Z	159777
1	159778
2	159779
3	159780
4	159781
5	159782
6	159783
7	159784
8	159785
9	159786
0	159787

Standard Gothic Style Pallets

CAPS

.103"

FRACTIONS

.162"

Long Gothic Style Pallets (10 characters per inch spacing)

CAPS

FRACTIONS

M = Mummy Typepallet

FIGURE 54. TYPEPALLET CHARTS

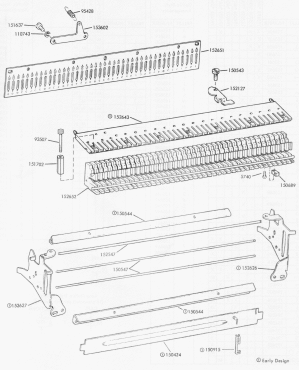

FIGURE 55. STUNT BOX - MAJOR COMPONENTS

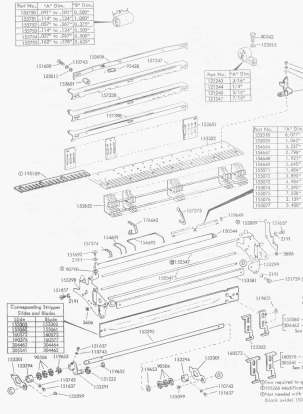

FIGURE 36. STUNT BOX - MAJOR COMPONENTS

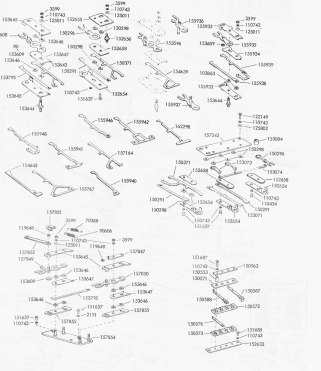

FIGURE 37. SHIFT MECHANISM COMPONENTS

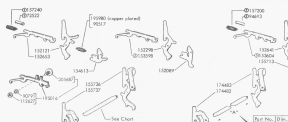

Part No.	Dim. "A"	Type
155736	1-11/16"	5 Slots
176240	1-1/32"	5 Slots
176247	15/16"	4 Slots

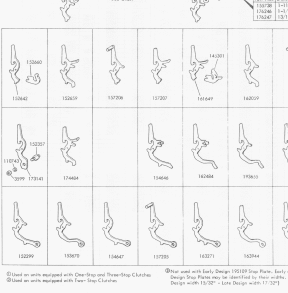

① Used on units equipped with One-Step and Three-Step Clutches
② Used on units equipped with Two-Step Clutches

③ Not used with Early Design 195189 Stop Plates. Early and Late Design Stop Plates may be identified by their widths. Early Design width 15/32" – Late Design width 17/32"

FIGURE 59. FUNCTION LEVERS

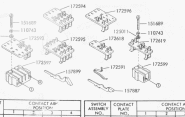

SWITCH ASSEMBLY NO.	CONTACT PLATE NO.	CONTACT ARM POSITION			
		1	2	3	4
172585	172595			1157087	1157087
172586	172596			1157087	1157087
172587	172597				
172588	172596	1157087	1157087	1157087	1157087
172589	172597	1157087			
172590	172596	1157087			
172591	172597	1157087			
172592	172596	1157087	1157087		
172593	172597	1157087			
172594	172596	1157087	1157087	1157087	1157087
172595	172596	1157087	1157087	1157087	
172596	172596	1157087	1157087		
172597	172596	1157087	1157087	1157087	1157087
172598	172596	1157087	1157087	1157087	
172599	172596	1157087	1157087		
172600	172596	1157087	1157087	1157087	1157087
172601	172596	1157087	1157087	1157087	
172602	172596	1157087	1157087		
172603	172596	1157087	1157087	1157087	1157087
172604	172596	1157087	1157087	1157087	
172605	172596	1157087	1157087		
172606	172596	1157087	1157087	1157087	1157087
172607	172596	1157087	1157087	1157087	
172608	172596	1157087	1157087		
172609	172596	1157087	1157087	1157087	1157087
172610	172596	1157087	1157087	1157087	
172611	172596	1157087	1157087		
172612	172596	1157087	1157087	1157087	1157087
172613	172596	1157087	1157087	1157087	
172614	172596	1157087	1157087		
172615	172596	1157087	1157087	1157087	1157087
172616	172596	1157087	1157087	1157087	
172617	172596	1157087	1157087		
172618	172596	1157087	1157087	1157087	1157087
172619	172596	1157087	1157087	1157087	
172620	172596	1157087	1157087		
172621	172596	1157087	1157087	1157087	1157087
172622	172596	1157087	1157087	1157087	
172623	172596	1157087	1157087		
172624	172596	1157087	1157087	1157087	1157087
172625	172596	1157087	1157087	1157087	
172626	172596	1157087	1157087		
172627	172596	1157087	1157087	1157087	1157087
172628	172596	1157087	1157087	1157087	
172629	172596	1157087	1157087		
172630	172596	1157087	1157087	1157087	1157087
172631	172596	1157087	1157087	1157087	
172632	172596	1157087	1157087		
172633	172596	1157087	1157087	1157087	1157087
172634	172596	1157087	1157087	1157087	
172635	172596	1157087	1157087		
172636	172596	1157087	1157087	1157087	1157087
172637	172596	1157087	1157087	1157087	
172638	172596	1157087	1157087		
172639	172596	1157087	1157087	1157087	1157087
172640	172596	1157087	1157087	1157087	
172641	172596	1157087	1157087		
172642	172596	1157087	1157087	1157087	1157087
172643	172596	1157087	1157087	1157087	
172644	172596	1157087	1157087		
172645	172596	1157087	1157087	1157087	1157087
172646	172596	1157087	1157087	1157087	
172647	172596	1157087	1157087		
172648	172596	1157087	1157087	1157087	1157087
172649	172596	1157087	1157087	1157087	
172650	172596	1157087	1157087		
172651	172596	1157087	1157087	1157087	1157087
172652	172596	1157087	1157087	1157087	
172653	172596	1157087	1157087		
172654	172596	1157087	1157087	1157087	1157087
172655	172596	1157087	1157087	1157087	
172656	172596	1157087	1157087		
172657	172596	1157087	1157087	1157087	1157087
172658	172596	1157087	1157087	1157087	
172659	172596	1157087	1157087		
172660	172596	1157087	1157087	1157087	1157087
172661	172596	1157087	1157087	1157087	
172662	172596	1157087	1157087		
172663	172596	1157087	1157087	1157087	1157087
172664	172596	1157087	1157087	1157087	
172665	172596	1157087	1157087		
172666	172596	1157087	1157087	1157087	1157087
172667	172596	1157087	1157087	1157087	
172668	172596	1157087	1157087		
172669	172596	1157087	1157087	1157087	1157087
172670	172596	1157087	1157087	1157087	
172671	172596	1157087	1157087		
172672	172596	1157087	1157087	1157087	1157087
172673	172596	1157087	1157087	1157087	
172674	172596	1157087	1157087		
172675	172596	1157087	1157087	1157087	1157087
172676	172596	1157087	1157087	1157087	
172677	172596	1157087	1157087		
172678	172596	1157087	1157087	1157087	1157087
172679	172596	1157087	1157087	1157087	
172680	172596	1157087	1157087		
172681	172596	1157087	1157087	1157087	1157087
172682	172596	1157087	1157087	1157087	
172683	172596	1157087	1157087		
172684	172596	1157087	1157087	1157087	1157087
172685	172596	1157087	1157087	1157087	
172686	172596	1157087	1157087		
172687	172596	1157087	1157087	1157087	1157087
172688	172596	1157087	1157087	1157087	
172689	172596	1157087	1157087		
172690	172596	1157087	1157087	1157087	1157087
172691	172596	1157087	1157087	1157087	
172692	172596	1157087	1157087		
172693	172596	1157087	1157087	1157087	1157087
172694	172596	1157087	1157087	1157087	
172695	172596	1157087	1157087		
172696	172596	1157087	1157087	1157087	1157087
172697	172596	1157087	1157087	1157087	
172698	172596	1157087	1157087		
172699	172596	1157087	1157087	1157087	1157087
172700	172596	1157087	1157087	1157087	
172701	172596	1157087	1157087		
172702	172596	1157087	1157087	1157087	1157087
172703	172596	1157087	1157087	1157087	
172704	172596	1157087	1157087		
172705	172596	1157087	1157087	1157087	1157087
172706	172596	1157087	1157087	1157087	
172707	172596	1157087	1157087		
172708	172596	1157087	1157087	1157087	1157087
172709	172596	1157087	1157087	1157087	
172710	172596	1157087	1157087		
172711	172596	1157087	1157087	1157087	1157087
172712	172596	1157087	1157087	1157087	
172713	172596	1157087	1157087		
172714	172596	1157087	1157087	1157087	1157087
172715	172596	1157087	1157087	1157087	
172716	172596	1157087	1157087		
172717	172596	1157087	1157087	1157087	1157087
172718	172596	1157087	1157087	1157087	
172719	172596	1157087	1157087		
172720	172596	1157087	1157087	1157087	1157087
172721	172596	1157087	1157087	1157087	
172722	172596	1157087	1157087		
172723	172596	1157087	1157087	1157087	1157087
172724	172596	1157087	1157087	1157087	
172725	172596	1157087	1157087		
172726	172596	1157087	1157087	1157087	1157087
172727	172596	1157087	1157087	1157087	
172728	172596	1157087	1157087		
172729	172596	1157087	1157087	1157087	1157087
172730	172596	1157087	1157087	1157087	
172731	172596	1157087	1157087		
172732	172596	1157087	1157087	1157087	1157087
172733	172596	1157087	1157087	1157087	
172734	172596	1157087	1157087		
172735	172596	1157087	1157087	1157087	1157087
172736	172596	1157087	1157087	1157087	
172737	172596	1157087	1157087		
172738	172596	1157087	1157087	1157087	1157087
172739	172596	1157087	1157087	1157087	
172740	172596	1157087	1157087		
172741	172596	1157087	1157087	1157087	1157087
172742	172596	1157087	1157087	1157087	
172743	172596	1157087	1157087		
172744	172596	1157087	1157087	1157087	1157087
172745	172596	1157087	1157087	1157087	
172746	172596	1157087	1157087		
172747	172596	1157087	1157087	1157087	1157087
172748	172596	1157087	1157087	1157087	
172749	172596	1157087	1157087		
172750	172596	1157087	1157087	1157087	1157087
172751	172596	1157087	1157087	1157087	
172752	172596	1157087	1157087		
172753	172596	1157087	1157087	1157087	1157087
172754	172596	1157087	1157087	1157087	
172755	172596	1157087	1157087		
172756	172596	1157087	1157087	1157087	1157087
172757	172596	1157087	1157087	1157087	
172758	172596	1157087	1157087		
172759	172596	1157087	1157087	1157087	1157087
172760	172596	1157087	1157087	1157087	
172761	172596	1157087	1157087		
172762	172596	1157087	1157087	1157087	1157087
172763	172596	1157087	1157087	1157087	
172764	172596	1157087	1157087		
172765	172596	1157087	1157087	1157087	1157087
172766	172596	1157087	1157087	1157087	
172767	172596	1157087	1157087		
172768	172596	1157087	1157087	1157087	1157087
172769	172596	1157087	1157087	1157087	
172770	172596	1157087	1157087		
172771	172596	1157087	1157087	1157087	1157087
172772	172596	1157087	1157087	1157087	
172773	172596	1157087	1157087		
172774	172596	1157087	1157087	1157087	1157087
172775	172596	1157087	1157087	1157087	
172776	172596	1157087	1157087		
172777	172596	1157087	1157087	1157087	1157087
172778	172596	1157087	1157087	1157087	
172779	172596	1157087	1157087		
172780	172596	1157087	1157087	1157087	1157087
172781	172596	1157087	1157087	1157087	
172782	172596	1157087	1157087		
172783	172596	1157087	1157087	1157087	1157087
172784	172596	1157087	1157087	1157087	
172785	172596	1157087	1157087		
172786	172596	1157087	1157087	1157087	1157087
172787	172596	1157087	1157087	1157087	
172788	172596	1157087	1157087		
172789	172596	1157087	1157087	1157087	1157087
172790	172596	1157087	1157087	1157087	
172791	172596	1157087	1157087		
172792	172596	1157087	1157087	1157087	1157087
172793	172596	1157087	1157087	1157087	
172794	172596	1157087	1157087		
172795	172596	1157087	1157087	1157087	1157087
172796	172596	1157087	1157087	1157087	
172797	172596	1157087	1157087		
172798	172596	1157087	1157087	1157087	1157087
172799	172596	1157087	1157087	1157087	
172800	172596	1157087	1157087		
172801	172596	1157087	1157087	1157087	1157087
172802	172596	1157087	1157087	1157087	
172803	172596	1157087	1157087		
172804	172596	1157087	1157087	1157087	1157087
172805	172596	1157087	1157087	1157087	
172806	172596	1157087	1157087		
172807	172596	1157087	1157087	1157087	1157087
172808	172596	1157087	1157087	1157087	
172809	172596	1157087	1157087		
172810	172596	1157087	1157087	1157087	1157087
172811	172596	1157087	1157087	1157087	
172812	172596	1157087	1157087		
172813	172596	1157087	1157087	1157087	1157087
172814	172596	1157087	1157087	1157087	
172815	172596	1157087	1157087		
172816	172596	1157087	1157087	1157087	1157087
172817	172596	1157087	1157087	1157087	
172818	172596	1157087	1157087		
172819	172596	1157087	1157087	1157087	1157087
172820	172596	1157087	1157087	1157087	
172821	172596	1157087	1157087		
172822	172596	1157087	1157087	1157087	1157087
172823	172596	1157087	1157087	1157087	
172824	172596	1157087	1157087		
172825	172596	1157087	1157087	1157087	1157087
172826	172596	1157087	1157087	1157087	
172827	172596	1157087	1157087		
172828	172596	1157087	1157087	1157087	1157087
172829	172596	1157087	1157087	1157087	
172830	172596	1157087	1157087		
172831	172596	1157087	1157087	1157087	1157087
172832	172596	1157087	1157087	1157087	
172833	172596	1157087	1157087		
172834	172596	1157087	1157087	1157087	1157087
172835	172596	1157087	1157087	1157087	
172836	172596	1157087	1157087		
172837	172596	1157087	1157087	1157087	1157087
172838	172596	1157087	1157087	1157087	
172839	172596	1157087	1157087		
172840	172596	1157087	1157087	1157087	1157087
172841	172596	1157087	1157087	1157087	
172842	172596	1157087	1157087		
172843	172596	1157087	1157087	1157087	1157087
172844	172596	1157087	1157087	1157087	
172845	172596	1157087	1157087		
172846	172596	1157087	1157087	1157087	1157087
172847	172596	1157087	1157087	1157087	
172848	172596	1157087	1157087		
172849	172596	1157087	1157087	1157087	1157087
172850	172596	1157087	1157087	1157087	
172851	172596	1157087	1157087		
172852	172596	1157087	1157087	1157087	1157087
172853	172596	1157087	1157087	1157087	
172854	172596	1157087	1157087		
172855	172596	1157087	1157087	1157087	1157087
172856	172596	1157087	1157087	1157087	
172857	172596	1157087	1157087		
172858	172596	1157087	1157087	1157087	1157087
172859	172596	1157087	1157087	1157087	
172860	172596	1157087	1157087		
172861	172596	1157087	1157087	1157087	1157087
172862	172596	1157087	1157087	1157087	
172863	172596	1157087	1157087		
172864	172596	1157087	1157087	1157087	1157087
172865	172596	1157087	1157087	1157087	
172866	172596	1157087	1157087		
172867	172596	1157087	1157087	1157087	1157087
172868	172596	1157087	1157087	1157087	
172869	172596	1157087	1157087		
172870	172596	1157087	1157087	1157087	1157087
172871	172596	1157087	1157087	1157087	
172872	172596	1157087	1157087		
172873	172596	1157087	1157087	1157087	1157087
172874	172596	1157087	1157087	1157087	
172875	172596	1157087	1157087		
172876	172596	1157087	1157087	1157087	1157087
172877	172596	1157087	1157087	1157087	
172878	172596	1157087	1157087		
172879	172596	1157087	1157087	1157087	1157087
172880	172596	1157087	1157087	1157087	
172881	172596	1157087	1157087		
172882	172596	1157087	1157087	1157087	1157087
172883	172596	1157087	1157087	1157087	
172884	172596	1157087	1157087		
172885	172596	1157087	1157087	1157087	1157087
172886	172596	1157087	1157087	1157087	
172887	172596	1157087	1157087		
172888	172596	1157087	1157087	1157087	1157087
172889	172596	1157087	1157087	1157087	
172890	172596	1157087	1157087		
172891	172596	1157087	1157087	1157087	1157087
172892	172596	1157087	1157087	1157087	
172893	172596	1157087	1157087		
172894	172596	1157087	1157087	1157087	1157087
172895	172596	1157087	1157087	1157087	
172896	172596	1157087	1157087		
172897	172596	1157087	1157087	1157087	1157087
172898	172596	1157087	1157087	1157087	
172899	172596	1157087	1157087		
172900	172596	1157087	1157087	1157087	1157087
172901	172596	1157087	1157087	1157087	
172902	172596	1157087	1157087		
172903	172596	1157087	1157087	1157087	1157087
172904	172596	1157087	1157087	1157087	
172905	172596	1157087	1157087		
172906	172596	1157087	1157087	1157087	1157087
172907	172596	1157087	1157087	1157087	
172908	172596	1157087	1157087		
172909	172596	1157087	1157087	1157087	1157087
172910	172596	1157087	1157087	1157087	
172911	172596	1157087	1157087		
172912	172596	1157087	1157087	1157087	1157087
172913	172596	1157087	1157087	1157087	
172914	172596	1157087	1157087		
172915	172596	1157087	1157087	1157087	1157087
172916	172596	1157087	1157087	1157087	
172917	172596	1157087	1157087		
172918	172596	1157087	1157087	1157087	1157087
172919	172596	1157087	1157087	1157087	
172920	172596	1157087	1157087		
172921	172596	1157087	1157087	1157087	1157087
172922	172596	1157087	1157087	1157087	
172923	172596	1157087	1157087		
172924	172596	1157087	1157087	1157087	1157087
172925	172596	1157087	1157087	1157087	
172926	172596	1157087	1157087		
172927	172596	1157087	1157087	1157087	1157087
172928	172596	1157087	1157087	1157087	
172929	172596	1157087	1157087		
172930	172596	1157087	1157087	1157087	1157087
172931	172596	1157087	1157087	1157087	
172932	172596	1157087	1157087		
172933	172596	1157087	1157087	1157087	1157087
172934	172596	1157087	1157087	1157087	
172935	172596	1157087	1157087		
172936	172596	1157087	1157087	1157087	1157087
172937	172596	1157087	1157087	1157087	
172938	172596	1157087	1157087		
172939	172596	1157087	1157087	1157087	1157087
172940	172596	1157087	1157087	1157087	
172941	172596	1157087	1157087		
172942	172596	1157087	1157087	1157087	1157087
172943	172596	1157087	1157087	1157087	
172944	172596	1157087	1157087		
172945	172596	1157087	1157087	1157087	1157087
172946	172596	1157087	1157087	1157087	
172947	172596	1157087	1157087		
172948	172596	1157087	1157087	1157087	1157087
172949	172596	1157087	1157087	1157087	
172950	172596	1157087	1157087		
172951	172596	1157087	1157087	1157087	1157087
172952	172596	1157087	1157087	1157087	
172953	172596	1157087	1157087		
172954	172596	1157087	1157087	1157087	1157087
172955	172596	1157087	1157087	1157087	
172956	172596	1157087	1157087		
172957	172596	1157087	1157087	1157087	1157087
172958	172596	1157087	1157087	1157087	
172959	172596	1157087	1157087		
172960	172596	1157087	1157087	1157087	1157087
172961	172596	1157087	1157087	1157087	
172962	172596	1157087	1157087		
172963	172596	1157087	1157087	1157087	1157087
172964	172596	1157087	1157087	1157087	
172965	172596	1157087	1157087		
172966	172596	1157087	1157087	1157087	1157087
172967	172596	1157087	1157087	1157087	
172968	172596	1157087	1157087		
172969	172596	1157087	1157087	1157087	1157087
172970	172596	1157087	1157087	1157087	
172971	172596	1157087	1157087		
172972	172596	1157087	1157087	1157087	1157087
172973	172596	1157087	1157087	1157087	
172974	172596	1157087	1157087		
172975	172596	1157087	1157087	1157087	1157087
172976	172596	1157087	1157087	1157087	
172977	172596	1157087	1157087		
172978	172596	1157087	1157087	1157087	1157087
172979	172596	1157087	1157087	1157087	
172980	172596	1157087	1157087		
172981	172596	1157087	1157087	1157087	1157087
172982	172596	1157087	1157087	1157087	
172983	172596	1157087	1157087		
172984	172596	1157087	1157087	1157087	1157087
172985	172596	1157087	1157087	1157087	
172986	172596	1157087	1157087		
172987	172596	1157087	1157087	1157087	1157087
172988	172596	1157087	1157087	1157087	
172989	172596	1157087	1157087		
172990	172596	1157087	1157087	1157087	1157087
172991	172596	1157087	1157087	1157087	
172992	172596	1157087	1157087		
172993	172596	1157087	1157087	1157087	1157087
172994	172596	1157087	1157087	1157087	
172995	172596	1157087	1157087		
172996	172596	1157087	1157087	1157087	1157087
172997	172596	1157087	1157087	1157087	
172998	172596	1157087	1157087		
172999	172596	1157087	1157087	1157087	1157087
173000	172596	1157087	1157087	1157087	
173001	172596	1157087	1157087		
173002	172596	1157087	1157087	1157087	1157087
173003	172596	1157087	1157087	1157087	
173004	172596	1157087	1157087		
173005	172596	1157087	1157087	1157087	1157087
173006	172596	1157087	1157087	1157087	
173007	172596	1157087	1157087		
173008	172596	1157087	1157087	1157087	1157087
173009	172596	1157087	1157087	1157087	
173010	172596	1157087	1157087		
173011	172596	1157087	1157087	1157087	1157087
173012	172596	1157087	1157087	1157087	
173013	172596	1157087	1157087		
173014	172596	1157087	1157087	1157087	1157087
173015	172596	1157087	1157087	1157087	
173016	172596	1157087	1157087		
173017	172596	1157087	1157087	1157087	1157087
173018	172596	1157087	1157087	1157087	
173019	172596	1157087	1157087		
173020	172596	1157087	1157087	1157087	1157087
173021	172596	1157087	1157087	1157087	
173022	172596	1157087	1157087		
173023	172596	1157087	1157087	1157087	1157087
173024	172596	1157087	1157087	1157087	
173025	172596	1157087	1157087		
173026	172596	1157087	1157087	1157087	1157087
173027	172596	1157087	1157087	1157087	
173028	172596	1157087	1157087		
173029	172596	1157087	1157087	1157087	1157087
173030	172596	1157087	1157087	1157087	
173031	172596	1157087	1157087		
173032	172596	1157087	1157087	1157087	1157087
173033	172596	1157087	1157087	1157087	
173034	172596	1157087	1157087		
173035	172596	1157087	1157087	1157087	1157087
173036	172596	1157087	1157087	1157087	
173037	172596	1157087	1157087		
173038	172596	1157087	1157087	1157087	1157087
173039	172596	1157087	1157087	1157087	
173040	172596	1157087	1157087		
173041	172596	1157087	1157087	1157087	1157087
173042	172596	1157087	1157087	1157087	
173043	172596	1157087	1157087		
173044	172596	1157087	1157087	1157087	1157087
173045	172596	1157087	1157087	1157087	
173046	172596	1157087	1157087		
173047	172596	1157087	1157087	1157087	1157087
173048	172596	1157087	1157087	1157087	
173049	172596	1157087	1157087		
173050	172596	1157087	1157087	1157087	1157087
173051	172596	1157087	1157087	1157087	
173052	172596	1157087	1157087		
173053	172596	1157087	1157087	1157087	1157087
173054	172596	1157087	1157087	1157087	
173055	172596	1157087	1157087		
173056	172596	1157087	1157087	1157087	1157087
173057	172596	1157087	1157087	1157087	
173058	172596	1157087	1157087		
173059	172596	1157087	1157087	1157087	1157087
173060	172596	1157087	1157087	1157087	
173061	172596	1157087	1157087		
173062	172596	1157087	1157087	1157087	1157087
173063	172596	1157087	1157087	1157087	
173064	172596	1157087	1157087		
173065	172596	1157087	1157087	1157087	1157087
173066	172596	1157087	1157087	1157087	
173067	172596	1157087	1157087		
173068	172596	1157087	1157087	1157087	1157087
173069	172596	1157087	1157087	1157087	
173070	172596	1157087	1157087		
173071	172596	1157087	1157087	1157087	1157087
173072	172596	1157087	1157087	1157087	
173073	172596	1157087	1157087		
173074	172596	1157087	1157087	1157087	1157087
173075	172596	1157087	1157087	1157087	
173076	172596	1157087	1157087		
173077	172596	1157087	1157087	1157087	1157087
173078	172596	1157087	1157087	1157087	
173079	172596	1157087	1157087		
173080	172596	1157087	1157087	1157087	1157087
173081	172596	1157087	1157087	1157087	
173082	172596	1157087	1157087		
173083	172596	1157087	1157087	1157087	1157087
173084	172596	1157087	1157087	1157087	
173085	172596	1157087	1157087		
173086	172596	1157087	1157087	1157087	1157087
173087	172596	1157087	1157087	1157087	
173088	172596	1157087	1157087		
173089	172596	1157087	1157087	1157087	1157087
173090	172596	1157087	1157087	1157087	
173091	172596	1157087	1157087		
173092	172596	1157087	1157087	1157087	1157087
173093	172596	1157087	1157087	1157087	
173094	172596	1157087	1157087		
173095	172596	1157087	1157087

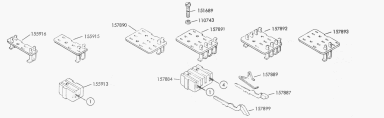

FIGURE 60. SWITCH ASSEMBLIES AND COMPONENTS

SWITCH ASSEMBLY NO.	CONTACT PLATE NO.	CONTACT ARM POSITION 1	2
155917	155915	157887	
155918	155915		157887
155919	155915	157887	157887
155920	155916	157887	
155921	155916		157887
155922	155916	157887	157887
155923	155915	157899	
155924	155915	157899	157899
155925	155915	157899	

SWITCH ASSEMBLY NO.	CONTACT PLATE NO.	CONTACT ARM POSITION 1	2	3	4
157070	157890			157887	157887
157071	157890			157887	
157072	157890				157887
157073	157891	157887	157899	157899	157887
157074	157891	157887			
157075	157891	157899			157899
157076	157891		157887		
157077	157891	157899			
157078	157891	157887	157899		
157079	157891	157899		157899	
157080	157891	157899		157899	157887
157081	157891	157899	157899	157899	157899
157082	157891	157887	157887	157899	
157083	157890			157899	
157084	157891	157887	157887	157887	157887
157085	157891	157887	157887	157887	
157086	157891		157887		157887
157087	157891	157899	157887	157899	157887
157088	157891		157887	157899	157887
157089	157891	157899			157887
157090	157891	157899		157887	157899
157091	157890				157899
157092	157891	157887	157899		157887
157093	157891	157899	157887	157887	157899
157094	157891	157887			157887
157095	157892	157887	157887	157887	157887
157096	157893		157887		
157097	157892			157887	
157098	157892	157887		157887	
157099	157892			157887	157887
157100	157892	157887	157887	157887	

SWITCH ASSEMBLY NO.	CONTACT PLATE NO.	CONTACT ARM POSITION 1	2	3	4
160192	157892	157887		157887	157887
160193	157892	157887			
160194	157892	157887	157887		
160195	157891		157899	157887	
160196	157891			157899	157887
160197	157891	157899	157887	157899	
160198	157891		157899	157887	
160199	157892		157887	157887	157887
160200	157892		157887		157887
160201	157891		157899	157887	157887
160202	157891	157899	157887	157887	157887
160203	157891	157887	157899	157887	157887
160204	157891	157899		157887	
160205	157892		157899		157887
160206	157892	157899		157899	
160207	157892	157899		157887	
160208	157892	157887	157899	157887	
160209	157893		157899		
160210	157892				157887
160211	157892	157899			157899
160212	157891		157887	157887	157887
160213	157891	157899		157887	157887
160214	157892		157887	157899	
160215	157891		157899		157899
160216	157892	157899	157887	157899	157899
160217	157892	157887	157887		157887
160218	157891	157887		157887	157887
160219	157892	157899	157899	157887	157887
160220	157891	157899	157887		

Early Design Parts

See note 27 on page 116

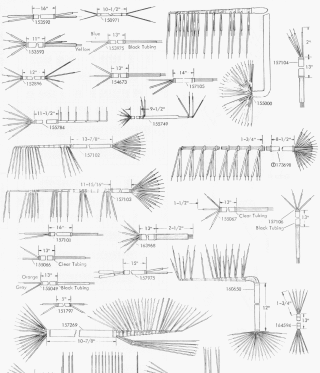

FIGURE 61. CABLE ASSEMBLIES



FIGURE 62. FUNCTION BARS

CONDITION OF TYPING UNIT FOR FUNCTION BAR SELECTION		NO RESTRICTION	UPPER CASE	LOWER CASE	SELECT	NON-SELECT	PRINT	NON-PRINT	CONDITION OF TYPING UNIT FOR FUNCTION BAR SELECTION
	A	152676			155100	153409	155191		A
	B	152677	153526		155101	153410	155192		B
	C	152678	153520		155102	153411	155193		C
	D	152679	153521		155103	153412	155194		D
	E	152680	153166		155104	153413	155195		E
	F	152681	153160	155326	155105	153414	155196	155286	F
	G	152682	153162	155327	155106	153415	155197	155287	G
	H	152683	152673	155328	155107	153416	155198	155288	H
	I	152684	155249	155329	155108	153417	155199	155289	I
	J	152685	152694	155330	155109	153418	155200	155290	J
	K	152686	153529		155110	153419	155201		K
	L	152687	153522		155111	153420	155202		L
	M	152688	152674		155112	153421	155203		M
	N	152689	153523		155113	153422	155204	155294	N
	O	152690	153528		155114	153423	155205		O
CHARACTER OR FUNCTION	P	152691	155250	155336	155115	153424	155206	155296	P
	Q	152692	153165	155337	155116	153425	155207	155297	Q
153440 UNCODED FUNCTION BAR IS AVAILABLE FOR USE ON ANY CHARACTER OR FUNCTION BY REMOVING TINES	R	152695	153167	155338	155117	153426	155208	155298	R
	S	152696	152672	155339	155118	153427	155209	155299	S
	T	152697	153524	153169	155119	153428	155210	155300	T
	U	152698	155248	155340	155120	153429	155211		U
	V	152699	153164		155121	153430	155212		V
	W	152700	153163		155122	153431	155213		W
	X	152701	153525		155123	153432	155214		X
	Y	152702	153527		155124	153433	155215		Y
	Z	152703	153161		155125	153434	155216	155306	Z
	BLANK	152669	152693	152675	155312		155217	155307	BLANK
	LETTERS	152665			155313		153438		LETTERS
	FIGURES	152666							FIGURES
	SPACE	155129			155314	152670			SPACE
	CARRIAGE-RETURN	152667			155128	199519	155127		CARRIAGE-RETURN
	LINE FEED	152668			155315		153435	155130	LINE FEED
	ANY CHARACTER OR FUNCTION	152704	153168		155311	152671			ANY CHARACTER OR FUNCTION
	M & N				155132				M & N
	M & V	199518			155218				M & V
	PULSE #1						162636		PULSE #1
	" #2						162637		" 2
	" #3						162638		" 3
	" #4						162639		" 4
	" #5						162640		" 5
	UNIV.						155159	155219	UNIV.
POSITION OF FUNCTION BAR TINES	SUPPRESSION LEVEL ZERO LEVEL SHIFT LEVEL		MARKING	SPACING	MARKING	SPACING	SPACING	MARKING	SUPPRESSION LEVEL ZERO LEVEL SHIFT LEVEL

FIGURE 63. FUNCTION BAR CONDITION CHART

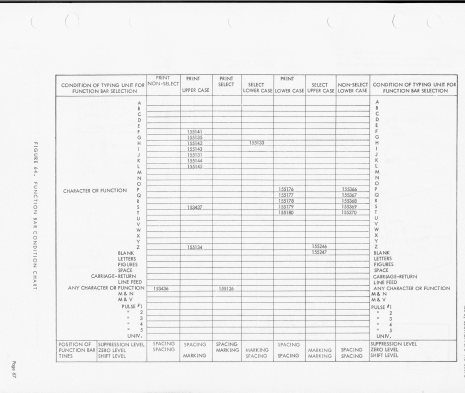

CONDITION OF TYPING UNIT FOR FUNCTION BAR SELECTION		PRINT NON-SELECT	PRINT UPPER CASE	PRINT SELECT	SELECT LOWER CASE	PRINT LOWER CASE	SELECT UPPER CASE	NON-SELECT LOWER CASE	CONDITION OF TYPING UNIT FOR FUNCTION BAR SELECTION
CHARACTER OR FUNCTION	A								A
	B								B
	C								C
	D								D
	E								E
	F		155141						F
	G		155135						G
	H		155142		155133				H
	I		155143						I
	J		155131						J
	K		155144						K
	L		155145						L
	M								M
	N								N
	O								O
	P					155176		155366	P
	Q					155177		155367	Q
	R					155178		155368	R
	S		153437			155179		155369	S
	T					155180		155370	T
	U								U
	V								V
	W								W
	X								X
	Y								Y
	Z		155134				155246		Z
	BLANK						155247		BLANK
	LETTERS								LETTERS
	FIGURES								FIGURES
	SPACE								SPACE
	CARRIAGE-RETURN								CARRIAGE-RETURN
	LINE FEED								LINE FEED
	ANY CHARACTER OR FUNCTION	153436		155126					ANY CHARACTER OR FUNCTION
	M & N								M & N
	M & V								M & V
	PULSE #1								PULSE #1
	" 2								" 2
	" 3								" 3
	" 4								" 4
	" 5								" 5
	UNIV.								UNIV.
POSITION OF FUNCTION BAR TINES	SUPPRESSION LEVEL	SPACING	SPACING	SPACING		SPACING			SUPPRESSION LEVEL
	ZERO LEVEL	SPACING		MARKING	MARKING		MARKING	SPACING	ZERO LEVEL
	SHIFT LEVEL		MARKING		SPACING	SPACING	MARKING	SPACING	SHIFT LEVEL

FIGURE 64. FUNCTION BAR CONDITION CHART

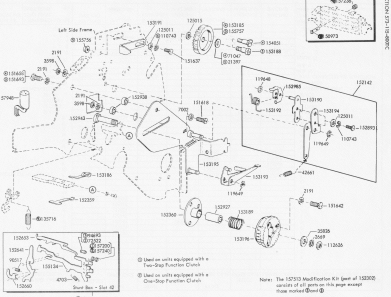

① Used on units equipped with a Two-Stop Function Clutch

② Used on units equipped with a One-Stop Function Clutch

Specification 57515

Note: The 157513 Modification Kit (part of 152302) consists of all parts on this page except those marked ③and ⑤

Note: The 162847 Modification Kit (part of 155763) consists of all parts on this page except those marked ③and ④

FIGURE 65. 152302 (SPROCKET FEED) AND 155763 (FRICTION FEED) MODIFICATION KITS TO PROVIDE PAGE FEED-OUT ON UPPER CASE "Z"

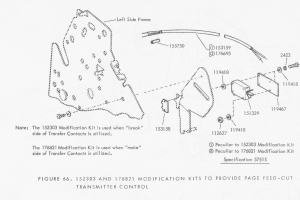

Notes: The 152303 Modification Kit is used when "knock" side of Transfer Contacts is utilized.

The 176821 Modification Kit is used when "make" side of Transfer Contacts is utilized.

① Peculiar to 152303 Modification Kit
② Peculiar to 176821 Modification Kit

FIGURE 66. 152303 AND 176821 MODIFICATION KITS TO PROVIDE PAGE FEED-OUT TRANSMITTER CONTROL

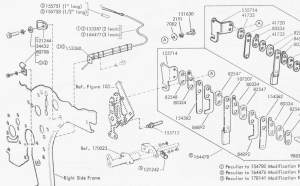

① Peculiar to 154760 Modification Kit (Mark 10)
② Peculiar to 164476 Modification Kit (Mark 10)
③ Peculiar to 178141 Modification Kit (R Level)

FIGURE 67. 154760, 164476 AND 178141 MODIFICATION KITS TO PROVIDE HORIZONTAL TABULATOR X0 CONTROL

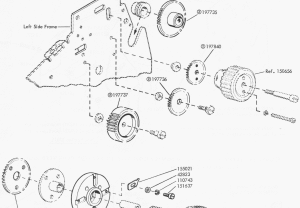

SPROCKET FEED			
FORM LENGTH IN INCHES	MOD. KIT	GEAR NO.	DISK NO.
1–1/2, 12	129727	132001	132017
2–2/3, 7, 14	129728	132006	132016
2–1/2, 12	129729	132005	132015
3, 5, 12	129730	132004	132014
3, 10	129731	132003	132013
4–1/2	129732	132002	132012
4–2/3	129733	132001	132011
4–1/2, 5	129734	132010	132010
8–1/2	129735	132159	132009
11	129736	132158	132008
2–2/3, 7–1/2, 14–2/3	161168	161170	161169
3–1/4, 6–1/2, 13	①197847	197737	197736
4–1/4	①197848	197737	197737

FRICTION FEED			
FORM LENGTH IN INCHES	MOD. KIT	GEAR NO.	DISK NO.
3–1/2, 11	152709	152710	152713
7, 14, 8	152707	152709	152708

① The 197847 and 197848 Modification Kits are not to be used with the 154742 Modification Kit. (4 Gear per Inch)

② Part of 197847 and 197848 Modification Kits only.

Specification 5715

FIGURE 68. PAGE FEED-OUT FORM LENGTH GEAR AND DISK MODIFICATION KITS

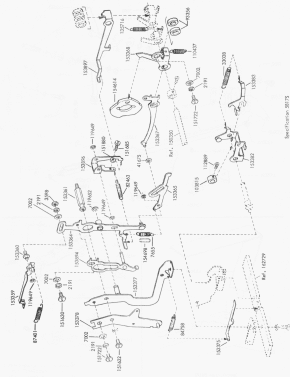

FIGURE 69. 152304 MODIFICATION KIT TO PROVIDE HORIZONTAL TABULATION
(CONTINUED ON NEXT PAGE)

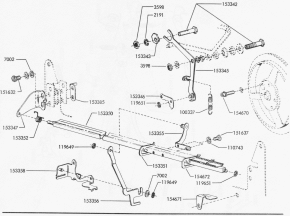

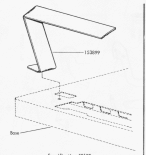

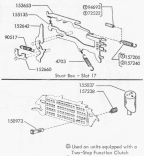

① Used on units equipped with a Two-Step Function Clutch
② Used on units equipped with a One-Step Function Clutch

FIGURE 70. 153304 MODIFICATION KIT TO PROVIDE HORIZONTAL TABULATION
(CONTINUED FROM PRECEDING PAGE)

Part No.	Dim. "A"
155581	.270
155582	1.000
155583	1.604
155584	2.300

FIGURE 71. 159362 MODIFICATION KIT TO PROVIDE SPACERS FOR CENTERING NARROW PAPER ROLL ON SPINDLE

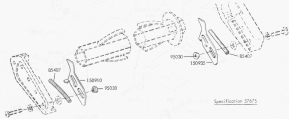

FIGURE 72. 151799 MODIFICATION KIT TO PROVIDE LATCHES FOR PAPER SPINDLE

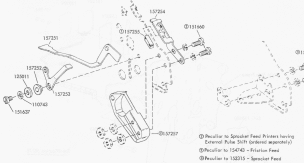

FIGURE 73. 152315 AND 154743 MODIFICATION KITS TO PROVIDE MANUAL SELECTION OF STUNT BOX OPERATION

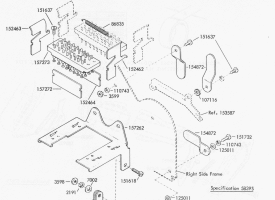

FIGURE 74. 134727 MODIFICATION KIT TO PROVIDE AUXILIARY CONNECTOR

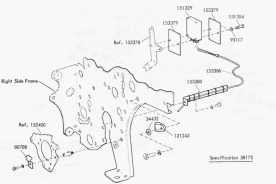

FIGURE 75. 152317 MODIFICATION KIT TO PROVIDE HORIZONTAL TABULATOR X0 CONTROL

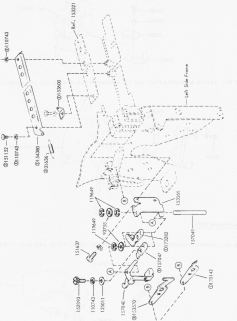
Ref. 152031
Left Side Frame
Item Number 38536
(1) Part of 173283 Modification Kit (Install with 173282 Kit).
(2) Part of 173282 Modification Kit (Install with 173283 Kit).
(3) Part of 152237 Basic Kit and 157509 Basic Kit Installation Kits.
(4) Part of 152237 Basic Kit and 157509 Basic Kit Installation Kits.
(5) Part of 152237 Basic Kit and 157509 Basic Kit Installation Kits.

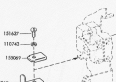

FIGURE 77. 153912 MODIFICATION KIT TO PROVIDE FIGS-LTRS CODE BAR MANUAL SHIFTING

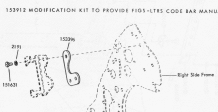

Specification 57905

FIGURE 78. 153312 MODIFICATION KIT TO CONVERT PRINTER FOR USE WITH LIGHTWEIGHT SET

Specification 58905

FIGURE 79. 160886 AND 194093 MODIFICATION KITS TO PROVIDE LOCAL FORM FEED-OUT (RECEIVING ONLY BASE)

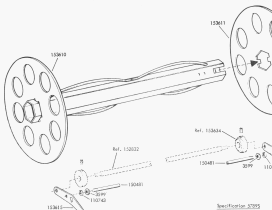

FIGURE 80. 153340 MODIFICATION KIT TO PROVIDE MULTI-COPY PAPER HANDLING

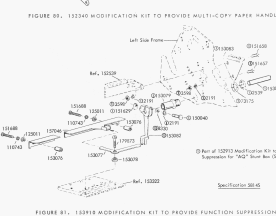

① Part of 152913 Modification Kit to provide Function Suppression for "AQ" Stunt Box (Specification 58053)

FIGURE 81. 153918 MODIFICATION KIT TO PROVIDE FUNCTION SUPPRESSION FOR "AQ" STUNT BOX

FIGURE 82. 122343 MODIFICATION KIT TO PROVIDE OFF-LINE STUNT SHIFT CONTROL

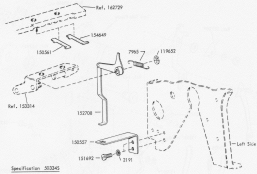

FIGURE 83. 152350 MODIFICATION KIT TO PROVIDE KEYBOARD LOCK

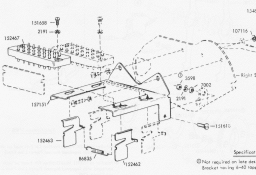

FIGURE 84. 153919 MODIFICATION KIT TO PROVIDE AUXILIARY CONNECTOR

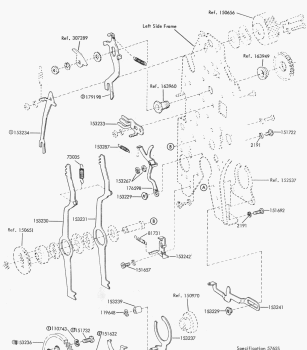

① Peculiar to 152915 Modification Kit (not used on units equipped with Improved Manual Platen Line Feed)

② Peculiar to 152511 Modification Kit (used on units equipped with Improved Manual Platen Line Feed - see Figure 126)

FIGURE 85. 152915 AND 152511 MODIFICATION KITS TO PROVIDE LOCAL REVERSE LINE FEED

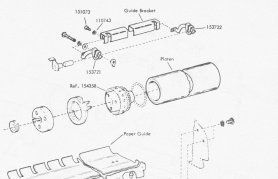

See note 28 on page 116

①PAPER WIDTHS	PAPER GUIDE	GUIDE BRACKET	MODEL KIT: PAPER-HANDLING PARTS KIT, INCL.	PLATEN	FORM GUIDE
5-1/2"	203828	203771	204195	153139	203689
7"	304773	153773	176181	176721	153652
8-1/2"	304773	153773	176182	176722	153653
9"	304773	153773	176183	176723	153654
7-1/2"	304773	153774	176184	176724	153655
7"	304773	153775	176185	176725	153656
8-1/2"	304773	153776	176186	176726	153657
6-3/8"	304774	153777	176187	176727	153658
8-1/4"	304773	153778	176188	176728	153659
9"	304773	153779	176189	176729	153660
5-3/4"	304774	153780	176190	176730	153661
8-1/2"	304773	153781	176191	176731	153662
9"	304773	153782	176192	176732	153663
4-1/2"	304772	153783	176193	176733	153664
4-5/16"	304772	153784	176194	176734	153665
4-1/4"	304774	153785	176195	176735	153666
4"	304772	153786	176196	176736	153666
3-5/8"	304772	153787	176197	176737	153667

Specification 57923

①The width shown is the overall dimension of the paper, and the distance between Sprocket Pin holes is 1/2" less. See note 28 on page 117.

FIGURE 86. SPROCKET FEED PAPER HANDLING MODIFICATION KITS (TYPING UNIT AND CABINET)

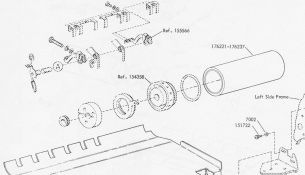

①Paper Width	Paper Guide	Mod., Kit Paper Handling Parts		
		Kit No.	Plates	Form Guide
3"	176912	178560	176221	178551
3-1/2"	176913	178561	176222	178552
4-1/2"	176914	178562	176223	178553
5-1/2"	176915	178571	176224	178554
7"	176916	178572	176225	178555
3-1/2"	176911	178573	176226	178556
4-3/8"	176913	178574	176227	178557
5-1/4"	176914	178575	176228	178558
6"	176915	178576	176229	178559
3-15/16"	176913	178577	176230	178560
5-1/2"	176911	178578	176231	178561
7"	176912	178579	176232	178562
4-1/2"	176911	178580	176233	178563
4-15/16"	176914	178581	176234	178564
5-1/2"	176914	178582	176235	178565
6"	176913	178583	176236	178566
5-5/8"	176911	178584	176237	178567

① The width shown is the overall dimension of the paper, and the distance between Sprocket Pin holes is 1/2" less.

Specification 27925

FIGURE 87. SPROCKET FEED PAPER HANDLING MODIFICATION KITS (WALL MOUNTED TYPING UNIT AND CABINET)

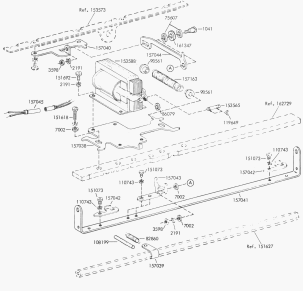

Specification 57775

FIGURE 88. 153911 MODIFICATION KIT TO PROVIDE CONTINUOUS SPACING
(CONTINUED ON NEXT PAGE)

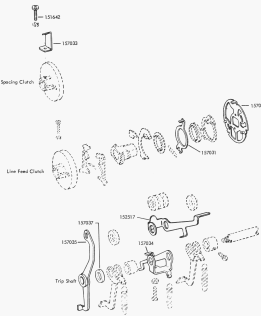

FIGURE 89. 153911 MODIFICATION KIT TO PROVIDE CONTINUOUS SPACING (CONTINUED FROM PRECEDING PAGE)

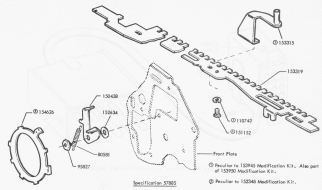

FIGURE 90. 152348 AUTOMATIC CARRIAGE RETURN AND LINE FEED AND 153945 "O" CODE BAR AND BELLCRANK MODIFICATION KITS

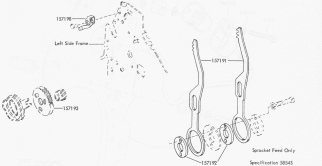

FIGURE 91. 134742 MODIFICATION KIT TO PROVIDE FOUR LINES PER INCH

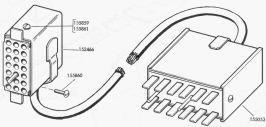

FIGURE 92. 155051 AUXILIARY CABLE ASSEMBLY

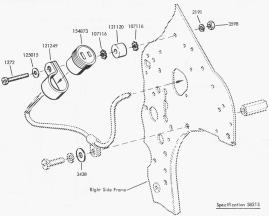

FIGURE 93. 154753 MODIFICATION KIT TO PROVIDE AUXILIARY CONNECTOR

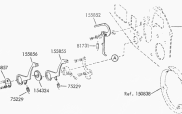

FIGURE 94. 154755 MODIFICATION KIT TO PROVIDE 5 SPACES PER INCH HORIZONTALLY

FIGURE 95. 159395 MODIFICATION KIT TO PROVIDE 6 SPACES PER INCH HORIZONTALLY

FIGURE 96. 163292 MODIFICATION KIT TO PROVIDE 8 SPACES PER INCH HORIZONTALLY

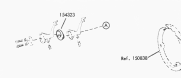

FIGURE 97. 154792 MODIFICATION KIT TO PROVIDE 12 SPACES PER INCH HORIZONTALLY

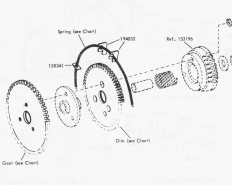

FORM LENGTH IN INCHES	MOD KIT	GEAR NO.,	DISK NO.,	SPRING NO.,	NO. OF STOPS
5, 4, 2	154760	153198	160506	160507	07
9-1/2	154761	153199	160506	160520	10
7½, 4-1/2	154762	153200	160507	160509	10
9-1/2	154763	153201	160508	160518	11
10, 5	154764	153202	160509	160521	12
11, 5-1/2	154765	153203	160510	160522	14
12, 6, 3	154766	153204	160511	160523	15
13, 6-1/2	154767	153205	160512	160524	16
14, 7, 3-1/2	154768	153206	160513	160525	17
15, 7½, 3	154769	153207	160514	160526	18
14-2/3, 7-1/3, 3-2/3	197256	161230	197204	160536	19
15, 6-1/2, 3-1/4	(1) 197249	197732	197734	160535	14
4-1/4	(1) 197250	197731	197733	160528	10
14, 7, 3-1/2	305019	305071	305073	160536	19

Specification 6000645

(1)The 197249 and 197250 Modification Kits can only be used with the 154762 Modification Kit (8 lines per inch). The 197249 and 197250 Modification Kits also include the 197732, 197734, 197731 and 197733 Spur Gears shown in their respective positions in Figure 62.

FIGURE 93. VERTICAL TABULATION MODIFICATION KITS

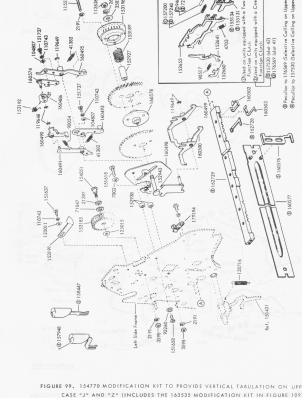

FIGURE 99. 154770 MODIFICATION KIT TO PROVIDE VERTICAL TABULATION ON UPPER CASE "J" AND "Z" (INCLUDES THE 165535 MODIFICATION KIT IN FIGURE 109)

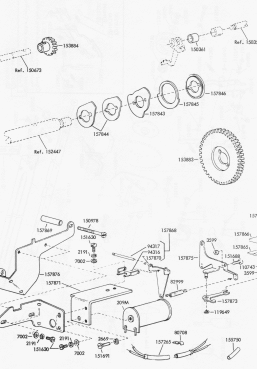

FIGURE 100. 134778 MODIFICATION KIT TO PROVIDE EXTERNAL PULSE SHIFT FEATURE
(CONTINUED ON NEXT PAGE)

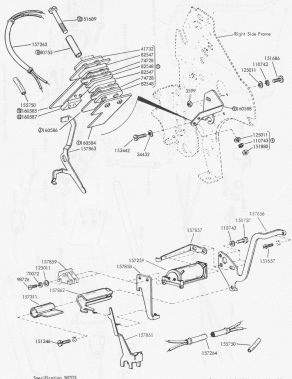

FIGURE 101. 154778 MODIFICATION KIT TO PROVIDE EXTERNAL PULSE SHIFT FEATURE (CONTINUED FROM PRECEDING PAGE)

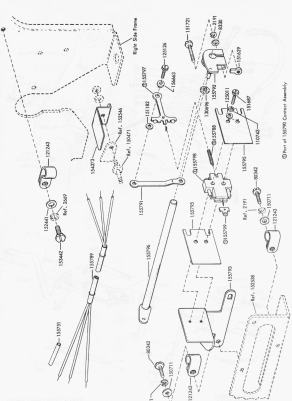

FIGURE 102. 154786 MODIFICATION KIT TO PROVIDE UNIVERSAL CONTACTS

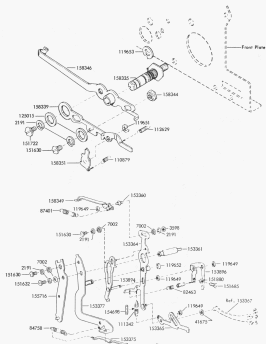

FIGURE 103. 157308 AND 163180 MODIFICATION KITS TO PROVIDE HORIZONTAL TABULATION

(CONTINUED ON NEXT PAGE)

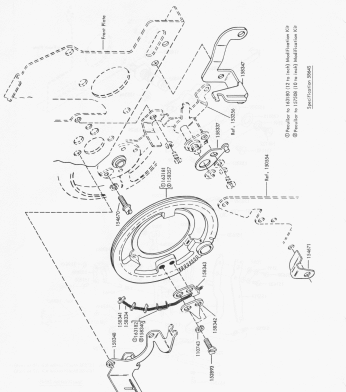
Front Plate
150048
Ref. 150039
150037
150036
150035
150033
150034
Ref. 150044
150043
150042
150041
150040
150045
150047
150046
150049
150050
150051
150052
150053
150054
150055
150056
150057
150058
150059
150060
150061
150062
150063
150064
150065
150066
150067
150068
150069
150070
150071
150072
150073
150074
150075
150076
150077
150078
150079
150080
150081
150082
150083
150084
150085
150086
150087
150088

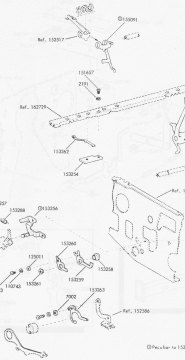

FIGURE 105. 152917 AND 157518 MODIFICATION KITS TO PROVIDE LOCAL BACK SPACE

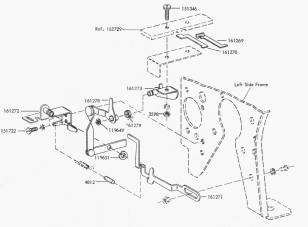

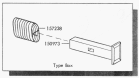

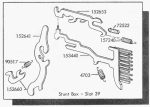

Specification 38985

FIGURE 166. 161280 MODIFICATION KIT TO PROVIDE ON-LINE REVERSE LINE FEED

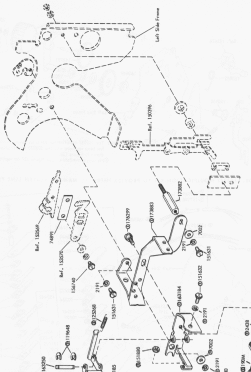

FIGURE 107. 165183 MODIFICATION KIT TO PROVIDE D.C. MAGNET OPERATED PRINT SUPPRESSION

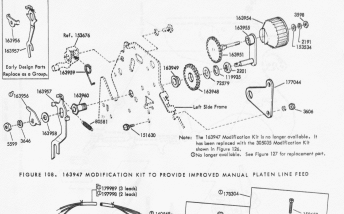

FIGURE 126. 163947 MODIFICATION KIT TO PROVIDE IMPROVED MANUAL PLATEN LINE FEED

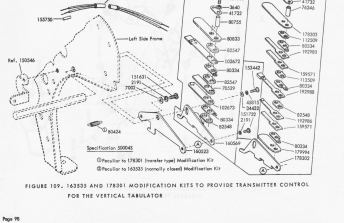

FIGURE 109. 163535 AND 178301 MODIFICATION KITS TO PROVIDE TRANSMITTER CONTROL FOR THE VERTICAL TABULATOR

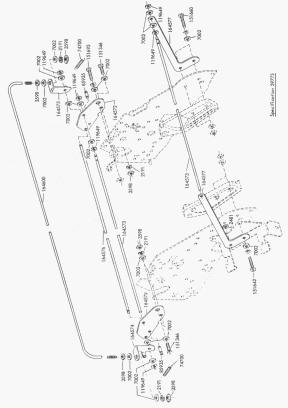

FIGURE 110. 164270 MODIFICATION KIT TO PROVIDE COPY DISPLAY

FIGURE 111. 157514 MODIFICATION KIT TO PROVIDE AUTOMATIC CARRIAGE RETURN AND LINE FEED

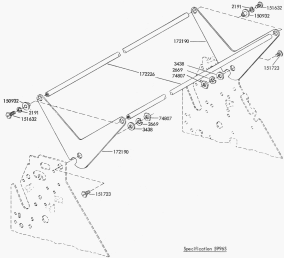

FIGURE 112. 172181 MODIFICATION KIT TO PROVIDE COPY DISPLAY

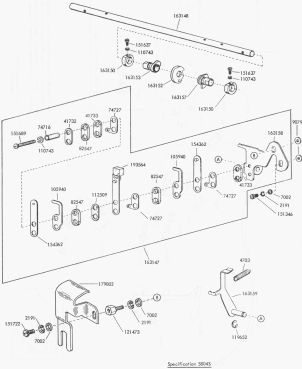

Specification 58045

FIGURE 113. 163146 MODIFICATION KIT TO PROVIDE UNIVERSAL CONTACT

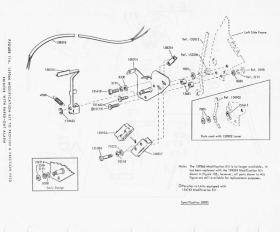

Note: The 129066 Modification Kit is no longer available. It has been replaced with the 194084 Modification Kit shown in Figure 10B; however, all parts shown in this figure are still available for replacement purposes.

⊙Peculiar to Units equipped with 134743 Modification Kit

Specification 5880

FIGURE 11A. 129066 MODIFICATION KIT TO PROVIDE A FRACTION FEED PRINTER WITH PAPER-OUT ALARM

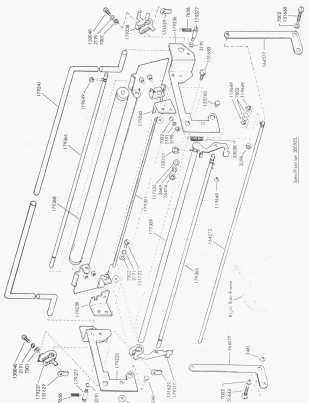
179241
179240
179236
179238
179237
179235
179233
179232
179231
179230
179228
179227
179226
179225
179224
179223
179222
179221
179220
179219
179218
179217
179216
179215
179214
179213
179212
179211
179210
179209
179208
179207
179206
179205
179204
179203
179202
179201
179200
179199
179198
179197
179196
179195
179194
179193
179192
179191
179190
179189

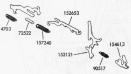

152915 (sequential)

152916 (without latching)

152917 (latching by snipper ball latch)

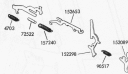

152918 (latching with release latch)

FIGURE 114. SELECTIVE CALLING FUNCTION LEVER MODIFICATION KITS

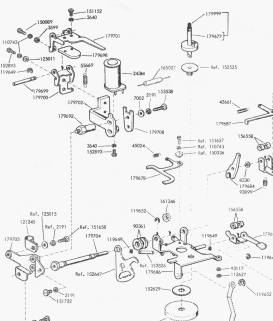

FIGURE 117. 179724 MODIFICATION KIT TO PROVIDE TWO COLOR RIBBON PRINTING - RIGHT SIDE (CONTINUED ON NEXT PAGE)

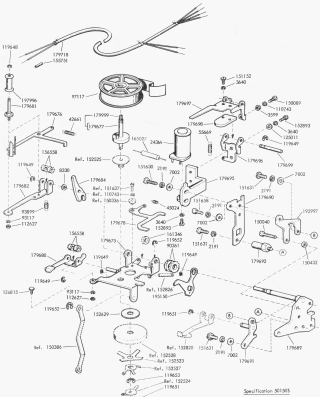

FIGURE 110. 179724 MODIFICATION KIT TO PROVIDE TWO COLOR RIBBON PRINTING – LEFT SIDE (CONTINUED FROM PRECEDING PAGE)

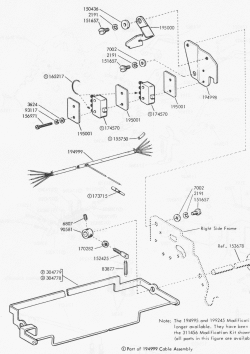

FIGURE 119. 194995 AND 195245 MODIFICATION KITS TO PROVIDE PAPER JAM ALARM

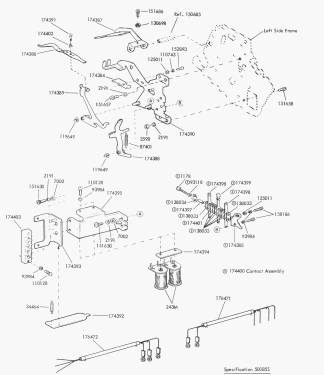

FIGURE 120. 174043 MODIFICATION KIT TO PROVIDE PAPER FEED FAILURE INDICATOR

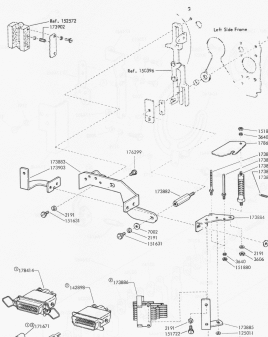

①Part of 190655 Cable Assembly
②Part of 190656 Cable Assembly

Note: The 198394 Modification Kit also includes the 165146 Modification Kit shown in Figure 153 and the 192565 and 192567 Link Assemblies shown in Figure 34.

Specification 200695

FIGURE 121. 198394 MODIFICATION KIT TO PROVIDE UNIVERSAL CONTACTS

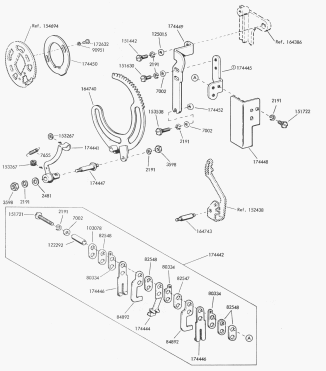

FIGURE 122. 174420 MODIFICATION KIT TO PROVIDE SELECTOR WITH TIMING CONTACTS

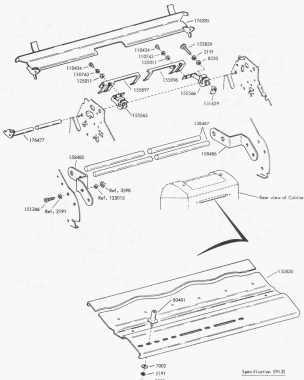

FIGURE 133. 154799 MODIFICATION KIT TO PROVIDE SUPERFOLD FRICTION FEED PAPER HANDLING

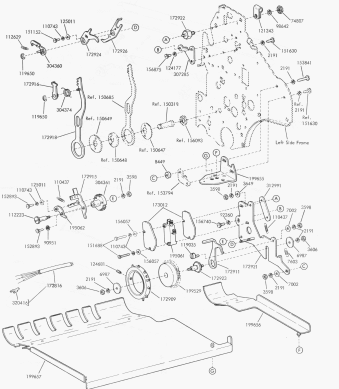

FIGURE 124. 194092 MODIFICATION KIT TO PROVIDE PAPER MOTION ALARM

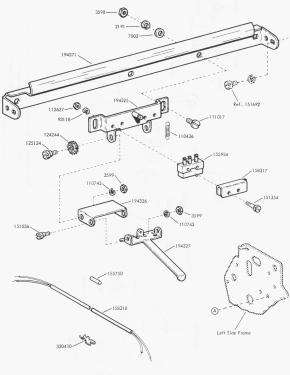

FIGURE 125. 194324 MODIFICATION KIT TO PROVIDE A PAPER-OUT ALARM SWITCH

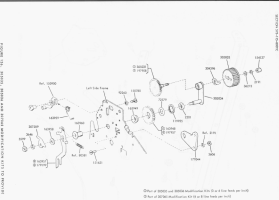

Ⓐ Part of 303922 and 303958 Modification Kits (3 or 4 line feeds per inch)
Ⓑ Part of 307146 Modification Kit (6 or 8 line feeds per inch)
Ⓒ Black oxide coated – part of 303922 and 303958 Modification Kits (for Sprocket Feed Printers)
Ⓓ Nickel plated – part of 303958 Modification Kit (for Friction Feed Printers)

Specification 10495

FIGURE 124. 303922, 303958 AND 307146 MODIFICATION KITS TO PROVIDE IMPROVED MANUAL PLATEN LINE FEED

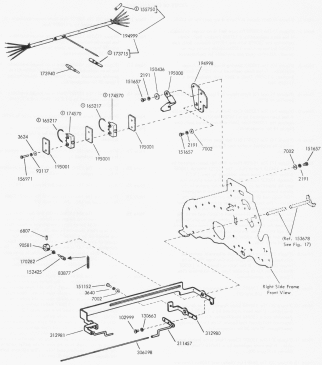

FIGURE 127. 311456 MODIFICATION KIT TO PROVIDE PAPER JAM ALARM

NOTES OF EXPLANATION

Note 1: (Figure 4) Parts shown in Figure 4 are peculiar to 1293B.

Note 2: (Figure 7) The 1293PB Pressure Bell is no longer available. It has been replaced by a 1297PB Pressure Bell. When replacing the 1293PB with the 1297PB Pressure Bell, two 1303SBY Rollers and four 1303AG Guide Levers are required. All other parts are available for maintenance.

Note 3: (Figure 13) The 1322T Bearing Bracket is no longer available. It has been replaced by a 1379BS Bearing Bracket, a 1379H Stud, a 2669 Lock Washer and a 1126Bh Nut.

Note 4: (Figures 11 and 13) Parts shown in Figures 11 and 13 are peculiar to 1293.

Note 5: (Figure 16) The 1503AH Gear Shaft is no longer available. It has been replaced by a 1347BH Modification Kit to replace the 1503AH Gear Shaft and associated parts (see Figure 14 for components).

Note 6: (Figure 16) The 1503FG Bell has been redesigned but retains its original number (see Figure 14 for late design).

Note 7: (Figure 17) The 1519PH Platen Hub has been replaced by a new 1540BH Platen Hub. The 1520PH through 1529AF Rubber Platens have been replaced by new 1762ZT Rubber Platens. The 1762ZT Rubber Platens are identified by (1) a rectangular groove in the platen locating diameter of the hub (for a neoprene .125" ring) and (2) a shoulder to act as a stop for the platen. The early design rubber platen has (1) formed lugs to position the platen against the hub and (2) on the inside diameter is recessed at each end to fit the hub. The new 1762ZT Platen has no formed locating lugs and the inside diameter is uniform and to size. The old style rubber platens can be used with the new hubs, but the new rubber platens cannot be used with the old style hubs.

Note 8: (Figure 23) Since the type box alignment cannot be adjusted, the 1525DZ Type Box Carriage Plate is no longer available. It has been replaced by a 1525DZ Modification Kit to provide Type Box Alignment (see Figure 21 for components).

Note 9: (Figure 28) The 1540ZS Space Suppression Ring is used on 1291, 1291B, and 1293.

Note 10: (Figure 31) The 1509SQ Slide Assembly is no longer available. It has been replaced by a 1521SQ Slide Assembly and a 1539AG Modification Kit to provide improved Horizontal Positioning Knee Lock Assembly (see Figures 38 and 34 for components).

Note 11: (Figure 31) The 1503SI Clamp Plate is no longer available. It has been replaced by a 1543SI Clamp Plate (shown in Figure 39).

Note 12: (Figure 32) The 3649 Flat Washer and 1528BM Cone are used on 1291.

Note 13: (Figure 32) The 1504DB Bellcrank is used on 1P2 and 1P3.

Note 14: (Figure 35) The 1522YR and 1522YS Shift Slide Drive Linkages are no longer available. They are replaced by the 1539AG Modification Kit to provide improved Horizontal Positioning Knee Lock Assembly (see Figure 34 for components).

Note 15: (Figure 35) The 1527DT Arm is no longer available. It has been replaced by the 1539AG Kit.

Note 16: (Figure 41) The 1524DR Plate is no longer available. It has been replaced by a 1539M Modification Kit to provide Upward Range Scale Sector Mounting (see Figure 39 for components).

Note 17: (Figure 41) The 1524FT Plate is no longer available. It has been replaced by a 1543ZS Modification Kit to provide improved Range Scale Sector Mounting (see Figure 39 for components).

Note 18: (Figure 41) The 1524DR Shaft is no longer available. It has been replaced by a 1521AZ Shaft and a 1194AB Retaining Ring.

Note 19: (Figure 42) Parts shown enclosed are peculiar to 1291.

Note 20: (Figure 44) The 1524ZJ Magnet Frame is no longer available. It has been replaced by a 1543BK Magnet Bracket.

Note 21: (Figure 44) The 1524ZJ Armature is no longer available. It has been replaced by a 1521BC Armature.

Note 22: (Figure 44) The 1524DX Stop Plate is no longer available. It has been replaced by a 1481AH Stop Plate.

Note 23: (Figure 44) The 1503SV Cover is used on 1P3.

Note 24: (Figure 48) The 1503SG Tie Bar and the 1527CD Cable Bar are used on 1P2, 1P4, 1P5 and 1P7.

Note 25: (Figure 49) The old 1536AB Platen Arm Rear Plate previously shown is no longer available. It is replaced by the 1536AB Set of Platen Arm Rear Plates and Rear Plate shown in Figure 51. The new plates are identified by a 3mm groove on the inside of the center of each plate and by the number "1536" and "1610" stamped on the plate. The old and new plates are interchangeable in pairs only. The old 1540JA Pallet Bar Front Plate previously shown is still available for replacement purposes.

Note 26: (Figure 51) The old and new style type bases may be identified by the depth of the Pallet Bar Front Plate (new style being shallower). The old style pallets can be used on the new style type bases. However, the old pallets can be used in either new or old style type bases. The new 1610AB Pallet Bar Front Plate is no longer available and is replaced by a new style 1610AB Pallet Bar Front Plate (new style being shallower). The old style pallets can be used on the new style type bases. However, the old style springs can be used only with the old style pallets (see Figure 50 for pallet and springs). However, the old style springs can be used with the new style pallets by cutting off the hook ends. The old and new style pallets may be identified by the length of the shank from the rear of the pallet head to the far end of the elongated hole. (The old style being the longer — See Figures 50 and 51).

Note 27: (Figure 60) The no-etch assemblies shown in Figure 60 are no longer available. They have been replaced by new style no-etch assemblies shown in Figure 59. The replacements are as follows: The 1529TP through 1529ZG Switch Assemblies have been replaced by 1730ED through 1730EP Switch Assemblies. The 1529ZH through 1529ZT Switch Assemblies have been replaced by 1730EH through 1730EM Switch Assemblies respectively. The 1601PG through 1601PT

NOTES OF EXPLANATION (continued)

Switch Assemblies have been replaced by 172251 through 172256 Switch Assemblies respectively. The 160799 Switch Assembly has been replaced by a 172258 Switch Assembly. The 160199 through 160218 Switch Assemblies have been replaced by 172258 through 172277 Switch Assemblies respectively. The 160219 Switch Assembly has been replaced by a 172280 Switch Assembly. The 160220 Switch Assembly has been replaced by a 172259 Switch Assembly.

Note 28. (Figure 86) The 150701 through 150717 Modification Kits have been replaced by the new 174101 through 174117 Modification Kits respectively. The 174118 through 174197 Modification Kits respectively. However, the parts remain the same with the exception of the 150718 through 150767 Platens which have been replaced by the new 174201 through 174237 Platens respectively. The obsolete 150718 through 150767 Platens are still available for replacement purposes (see Figure 17 and Note 7).

NUMERICAL INDEX

NUMERICAL INDEX (Continued)

Part Number	Description and Page
90679	Washer, Felt 11, 12, 41
90791	Washer, Felt 11, 12
90795	Washer, Lock 24, 25, 61
90796	Washer, Lock 24, 25
90951	Washer, Lock 17, 110, 112
92260	Washer, Lock 6, 89, 112, 114
92582	Nut, 4-40 Self 39
93001	Washer, Flat 12
93107	Washer, Lock 100, 106, 107, 110
93108	Washer, Lock 6, 102, 105, 110
93536	Washer, Flat 17, 18, 24, 26, 29, 36, 37, 52, 71
93909	Washer, Lock 6, 89, 106
93912	Screw, 4-40 Self Tap 38
93950	Washer, Flat 11, 12, 14, 29, 75
93956	Gear 75
93979	Spring 105, 106
94046	Washer, Lock 100
94256	Yoke 13, 90
94257	Yoke 13, 90
94258	Yoke 13, 90
94492	Wick, Felt 61, 62, 72, 89
94675	Nut, 4-40 Shoulder 73
94420	Spring 38, 39
94577	Spring 105, 106
94677	Screw, 4-40 Shoulder 42
94717	Ribbon w/Spool, Red-Black 106
95461	Nut 17
95861	Bushing 83
95862	Washer, Lock 112
96726	Screw, 2-56 x 1/4 Fil 91
96727	Screw, 2-56 x 1/4 Fil 92
96728	Spring 92
101386	Spring 7
101387	Washer, Felt 11, 24, 25, 52
102672	Spring, Contact 98
102673	Spring, Contact 98
102675	Screw, 2-56 x 5/32 Fil 115
103078	Plate 110
103079	Collar 75
103863	Spacer, .093" Thk 50
104823	Washer 49
104824	Spring 43
104825	Washer 49
104826	Stiffener 107
106281	Screw, 4-40 Shoulder 12, 79
107381	Washer, Lock 5, 74, 76
107383	Spring, Contact 69
107384	Spring 69
107385	Wick, Felt 29, 31, 32, 83
110120	Screw, 4-40 x 3/8 Fil 100
110121	Screw, 4-40 x 3/16 Fil 4, 5, 20, 25, 33, 34, 35, 42, 50, 53, 60, 77, 100, 111
110122	Screw, 4-40 x 5/16 Fil 1, 2, 20, 25, 27, 28, 29, 30, 31, 32, 33, 34, 35, 36, 37, 38, 39, 40, 41, 42, 43, 44, 45, 46, 47, 48, 49, 50, 51, 52, 53, 54, 55, 56, 57, 58, 59, 60, 61, 62, 63, 64, 65, 66,

NUMERICAL INDEX (Continued)

Part Number	Description and Page Number
150097	Gear, 27T, 26
150098	Roller Assembly, Pressure 9
150099	Roll, Pressure 10, 116
150099	Roll, Pressure 10, 116
150100	Guide, Film Paper 10
150100	Rev.
150162	Pallet, Type 54
150168	Shaft 38
150168	Shaft 39
150192	Hub 35
150192	Hub 36
150196	Bolt 35, 95
150197	Bolt 31
150202	Gear, 18T 35
150202	Gear, 18T 36
150206	Screen, .412" Dia. 31
150206	Bell, Left 37
150214	Stud, Bearing 11
150215	Block, Guide 37
150215	Bushing 37
150216	Screw, 4-48 x 1/2 Sq. 33
150224	Pulley 37
150225	Rope, Draw-Wire 35
150228	Spacer, .020" Thk. 35
150229	Retainer 35
150230	Plate 37
150231	Bracket, Coil 37
150233	Roller 35
150234	Roller 35
150235	Tube, Transfer 35
150237	Lever, Escapement 33
150238	Link, 2K 37
150244	Link 39
150245	Bracket 37
150247	Link 37, 38
150251	Wheel, Ratchet 31
150252	Bushing 33
150253	Bell 37, 38
150254	Bell 38
150256	Lever, Guide 9, 116
150267	Clamp 9
150269	Roller, Pressure 9, 116
150270	Link 9
150271	Roller, Pressure 9
150274	Bracket, Clamp 9
150276	Lever 9
150280	Bar, Tie 31, 116
150283	Bracket 50
150285	Stud 50
150291	Stub 40
150294	Pin, Centering 30
150296	Post, Cable Ret 40
150298	Bushing 40
150301	Plate, Retaining 30
150302	Stm, .006" Thk 30
150303	Lever, Ribbon 49
150311	Lever, Ribbon 49
150318	Lever, Ribbon 48
150319	Shaft 21, 112
150327	Roller, Ribbon 40, 49
150328	Bushing 40
150334	Bushing 35, 46, 49, 106, 106
150341	Post, Spring 4
150342	Screw, 4-40 Shoulder 20, 21
150343	Lever 49
150344	Lever 49

Part Number	Description and Page Number
150348	Shaft 29
150349	Arm, Follower 29
150350	Shaft 29, 71, 90
150351	Arm, Follower 4
150352	Bushing 29
150353	Stud 4
150354	Arm, Trip 30
150355	Lever, Latch 29, 30
150356	Lever, Trip 29, 30
150358	Lever, Trip 29
150359	Lever, Trip Pwr 26, 29, 95
150363	Plate 32
150364	Stud, Eccentric 26
150365	Shaft, Hammer 22
150366	Bracket 22
150367	Bracket 22
150369	Link, Hammer 22
150370	Link, Pwr 24
150371	Link 24
150372	Arm 11
150380	Bracket 32
150382	Block, Guide 32, 34
150384	Screw, 6-32 x .187" Sq. 32
150385	Spacer, .020" Thk 25
150386	Link, Left Ribbon Drive 22, 106
150387	Link, Right Ribbon Drive 24, 105
150390	Bushing 23, 25
150391	Bracket, Guide 23, 25
150392	Bell 11
150395	Screw, 6-40 Shoulder 22, 24
150396	Lever, Left 24, 22, 97, 109
150397	Lever, Right 24
150398	Lever 109
150399	Lever 109
150403	Clamp 32
150410	Stud 32
150411	Washer, Flat 24
150412	Arm, Left Follower 22
150413	Arm, Right Follower 24
150414	Shaft, Follower 24
150419	Shaft 17
150420	Lever, Right 24
150423	Stud, Pivot 17
150424	Blade, Impact 23, 58
150427	Lever, Left 22
150428	Lever, Left 22
150429	Stud, Eccentric 22, 24
150430	Lever, Trip 29, 30
150432	Washer, Flat 106
150433	Bracket, Guide 32
150436	Bushing 17, 28, 33, 69, 107, 115
150437	Bushing 25, 30, 50, 116
150440	Hub 17
150441	Gear, 27T 28
150444	Lever, Trip Shaft 29
150447	Arm 39
150450	Link 39
150451	Link 41
150452	Bearing 39
150453	Stub 39
150471	Stud 29, 92
150472	Arm 29
150473	Shaft 28, 77
150474	Plate 29
150507	Spring 39
150523	Bracket 41
150525	Plate, Clamp 36, 116

Part Number	Description and Page Number
150533	Spring, Compression 50
150536	Spring 50
150537	Bell, Bearing 28, 30
150538	Screw, Adjusting 28
150545	Screw, 4-48 x 13/32-8-32
150544	Handle 58, 59
150545	Bracket, Right 5
150546	Bracket, Left 4, 15, 89
150547	Shaft 58, 59
150549	Collar 28
150550	Screw, Centering 60
150554	Plate 35, 116
150557	Bracket 15, 77
150558	Spring, Tension 37
150559	Spring, Tension 37
150560	Spring 37
150561	Spring 37
150569	Guide, Left 6
150571	Plate, Spring 60
150572	Separator, .105" Thk 60
150573	Separator, .075" Thk 60
150576	Spring, Contact 60
150577	Spring 60
150578	Bar, Tie 31, 116
150581	Lever 37
150582	Spring, Contact 60
150583	Spring, Contact 60
150584	Spring, Contact 60
150642	Retainer 38, 39, 41
150644	Screw, 6-40 Shoulder 39, 41
150647	Eccentric 21, 112
150648	Eccentric 21, 112
150649	Eccentric 21, 112
150650	Gear, 28T 21, 86
150651	Screw, 4-40 x .0744 Fil 21, 90
150656	Guide 41
150658	Handwheel 21, 70, 90
150662	Gear, 28T 21
150663	Gear, 42T 28
150666	Gear, 28T 21
150667	Screw, Centering 35
150669	Stm, .005" Thk 25
150671	Bracket, Left 15
150672	Spring 39
150673	Shaft 35, 90
150677	Post, Pivot 15
150678	Post, Feed 35
150679	Post, Feed 35
150687	Stud 42
150688	Lever, Feed 35
150691	Link 34
150694	Slide 32
150705	Bushing 33
150706	Bushing 33
150707	Screw, 6-40 x 1-1/4 Fil 32
150711	Washer, Flat 92
150712	Rope, Draw-Wire 37
150714	Bearing, Sleeve 21
150715	Plate 21
150716	Plate 21
150719	Retainer 21
150720	Retainer 21
150721	Arm 33
150722	Arm 33

NUMERICAL INDEX (Continued)

Part Number	Description and Page Number
150726	Link, Left 34
150727	Link, Right 34
150728	Nut 33
150731	Elbow 28
150732	Elbow, Bottom 25
150733	Elbow, Top 25
150734	Pivot 28
150740	Plate 28
150746	Bushing 25
150747	Stud 27, 28
150750	Plate 25
150751	Rod, Guide 33
150752	Roller 27
150753	Roller 27
150754	Stud 27
150755	Arm, Idler 33
150756	Bushing 33
150757	Roller 27
150758	Bell Crank 25
150759	Lever, Lock 27
150760	Bell, Right 27
150761	Screw, 6-40 Sel 4, 103, 114
150762	Screw, 10-32 13
150763	Disk 21
150798	Retainer 21
150802	Spring 21
150803	Spring, Flat 9
150804	Screw, Adjusting Plate 32
150805	Nut, 5/16-24 Hex 32
150806	Plate 32
150807	Collar, Felt 33
150809	Gear, 221 23
150810	Shaft 24
150811	Bushing 9
150812	Shaft 9
150813	Screw, 1/50" Thk 48
150824	Track 24
150826	Detent, Left Paper 9
150827	Drum, Spring 21
150828	Screw, Mounting 26, 28
150829	Ring, Retaining 26, 28
150830	Platen Assembly 21
150831	Ring, Retaining 21, 47
150840	Bracket, Guide 9
150841	Bearing 26, 28
150844	Plate, Front 21
150846	Plate, Rear 21
150847	Knob 24
150855	Arm, Trip 29
150856	Nut, Detent 4, 114
150859	Lever 6, 102
150860	Shaft, Paper Spindle 17
150866	Block, Right Paper Spindle 17
150902	Spindle, Paper 17
150903	Screw, 6-40 Shoulder 33
150908	Latch, Right 23
150909	Latch, Left 23
150911	Screw, Thumb Detent 31
150912	Ball 13
150913	Block, Stripper 13, 30
150927	Washer, Felt 29, 37, 52
150928	Washer, Felt 13, 23
150929	Collar, Felt 23
150930	Collar, Felt 23
150931	Roller, Felt 13
150932	Spacer, .040" Thk 28

Part Number	Description and Page Number
150933	Bushing, Shoulder 40, 49, 100
150934	Latch 37
150937	Lever 49
150938	Slide Assembly 34, 116
150941	Bushing, Eccentric 6, 28
150943	Plate, Retaining 40
150944	Screw, Shoulder 40
150945	Bearing 34, 36
150946	Cam 34
150973	Pallet, Inner 48, 72, 96
150975	Cup, Dashpot 28
150976	Screw, 6-40 x 15/81 Ss, 39, 98
150978	Pawl Assembly, Spacing 35
150980	Screw, Set 6-40 Sp 39
150990	Washer, Felt 17, 38, 56, 89, 41
150991	Spring 39
150992	Spring, .020" Thk 21
151004	Screw, 6-40 Flt 11, 21
151073	Screw, 6-40 x 3/16 Fil Ss, 39, 41, 50, 52, 75, 85, 105, 106, 107
151102	Spring 42, 43
151116	Screw, 6-40 x 3/16 Hex 14, 23, 27, 61, 80, 82, 85, 92, 105, 106, 107, 108
151120	Washer, Locking 92
151122	Washer, Felt 18, 29, 59
151123	Washer, Felt 29, 37
151131	Switch, Sensitive 69, 74
151132	Spring 69, 74
151134	Screw, 6-40 x 7/16 Fil 4, 11, 17, 18, 20, 21, 26, 31, 32, 35, 48, 91, 93, 96, 99, 103, 113, 117
151334	Screw, 2-56 x 13/32 Fil 6, 74, 75, 76
151335	Washer, Felt 27
151342	Screw, 6-40 x 1/2 Hex 4, 22, 40, 102, 110
151443	Eccentric 52
151444	Washer, Lock 36
151458	Plate 23, 24
151459	Plate 23, 24
151460	Screw, 10-32 x 1/4 Hex 18, 25
151461	Screw, 10-32 x 3/8 Hex 19, 20
151462	Washer, Flat 26, 52, 80
151463	Washer, Flat 26
151612	Spacer 52
151618	Screw, 6-40 x 7/8 Fil 4, 16, 17, 18, 20, 21, 48, 74, 79, 79, 80, 89, 102
151619	Screw, 6-40 x 1/4 Fil 4, 16, 17, 18, 20, 21, 48, 74, 79, 79, 80, 89, 102
151620	Rod 17, 63
151630	Screw, 8-40 Hex 20, 29, 36, 77, 93, 103, 111
151632	Screw, 8-40 x 1/4 Hex 11, 12, 13, 20, 26, 29, 37, 53, 55, 108, 110, 111
151635	Screw, 6-40 x 5/16 Hex 12, 25, 39, 41, 73, 76, 97, 98, 103, 104, 109, 114
151652	Screw, 6-40 x 3/8 Hex 14, 20, 22 to 26, 28, 40, 71, 76, 80, 93, 97, 100
151653	Screw, 6-40 x 3/8 Fil 3, 11, 12, 13, 20, 26, 29, 37, 41, 48, 49, 53, 55, 108, 110, 111
151654	Screw, 6-40 x 7/16 Hex 11, 12, 13, 20, 26, 29, 37, 53, 55, 108, 110, 111
151655	Screw, 6-40 x 1/2 Fil 2, 31, 32, 35, 48, 91, 93, 96, 99, 103, 113, 117
151656	Screw, 6-40 x 1/2 Hex 4, 22, 40, 102, 110
151657	Screw, 6-40 x 5/8 Fil 4, 11, 17, 18, 20, 21, 26, 31, 32, 35, 48, 91, 93, 96, 99, 103, 113, 117
151658	Screw, 6-40 x 5/8 Hex 4, 22, 40, 102, 110
151659	Screw, 6-40 x 3/4 Fil 4, 11, 17, 18, 20, 21, 26, 31, 32, 35, 48, 91, 93, 96, 99, 103, 113, 117
151660	Screw, 6-40 x 3/4 Hex 4, 22, 40, 102, 110
151661	Screw, 6-40 x 1 Fil 35
151662	Screw, 6-40 x 1 Hex 35
151664	Roller 49, 61
151668	Bracket 49
151670	Shim, .010" Thk 41
151671	Nut Assembly, 8-32 Hex 50
151683	Screw, 8-40 x 5/16 Fil 17, 19, 20, 21, 22, 23, 24, 25, 43, 45, 91, 108
151686	Screw, 8-40 x 5/16 Hex 19, 20, 45, 91, 108
151687	Screw, 8-40 x 7/16 Fil 80, 92
151688	Screw, 8-40 x 7/8 Fil 36, 39, 41, 45, 46, 47, 48, 49, 50, 51, 52, 62, 63-91, 105
151689	Screw, 10-32 x 5/16 Fil 26, 103
151690	Screw, 10-32 x 3/8 Fil 15, 16, 17
151692	Screw, 6-40 x 3/16 Fil 4, 5, 9, 11, 12, 13, 20, 26, 29, 34, 46, 48, 52, 98, 99, 79, 80, 82, 83, 105
151693	Screw, 6-40 x 5/16 Fil 26, 103
151694	Screw, 6-40 x 3/8 Fil 3, 11, 12, 13, 20, 26, 29, 37, 41, 48, 49, 53, 55, 108, 110, 111
151695	Screw, Tension 34
151696	Screw, 6-40 Shoulder 37
151701	Screw, Tension 42
151703	Screw, Tension 42
151704	Pin 9
151705	Arm 52
151713	Spring, Tension 13, 76
151714	Spring 42
151715	Spring 47
151716	Screw, 6-40 x 3/4 Hex 4, 22, 40, 102, 110
151720	Screw, 6-40 x 3/16 Hex 14, 23, 27, 61, 71, 73, 80, 82, 85, 92, 105, 106, 107, 108
151722	Screw, 8-32 x 3/8 Hex 35, 100
151723	Screw, 10-24 x 3/8 Hex 35, 100
151724	Screw, 6-40 x 7/8 Fil 31

NUMERICAL INDEX (Continued)

Part Number	Description and Page Number
151732	Screw, 4-40 x 11/32 FH Bk, 74, 80
151733	Screw, 4-40 x 9/16 FH ST
151734	Screw, 4-40 x 3/8 Hex 24
151736	Spring, Bk, 28
151737	Screw, 4-40 x 11/64 Hex 26, 27, 69, 96
151738	Screw, Identification 53
151739	Screw, Identification 58
151794	Washer, Spring, 26, 28
151795	Washer
151796	Guide, Lantern Kit 2, 73
151819	Jumper, 3rd Wire 40
151880	Nut, 4-40 Hex 26, 52, 71, 91, 92, 97, 139
151930	Box Assembly, RA Type 1, 55
151931	Box Assembly, RC Type 1, 55
151932	Box Assembly, RA Type 2, 55
151933	Box Assembly, RA Type 3B 55
151941	Nut
151953	Pallet, Type 54
151954	Lamp, 18W
151956	Screw, Identification 40, 104
151957	Clip 24
151959	Spring 52
151960	Bolt 11
151961	Lever Assembly 68
151962	Bearing, Ball 24
151963	Screw, 4-40 x 3/8
151964	Set Retainer 50
151965	Box, Code 50
152297	Spring 50
152298	Lever, Function 41, 104
152299	Lever, Function 42
152300	Manifold Kit 3, 66
152303	Manifold Kit 4, 66
152304	Manifold Kit 2, 71, 72
152312	Manifold Kit 2, 76
152313	Manifold Kit 2, 72
152317	Manifold Kit 2, 74
152344	Manifold Kit 2, 75
152345	Manifold Kit 2, 77
152345	Manifold Kit 2, 78
152348	Manifold Kit 2, 85
152350	Manifold Kit 3, 79
152351	Lever, 11, 46
152359	Lever, 11, 16, 48
152360	Sleeve 16, 48
152369	Plate, Selector Mounting 42, 74
152401	Guide 42
152402	Plate, Selector Lever 42
152403	Bracket, Guide 42
152404	Bracket, Guide 42
152406	Bracket, Spring 42
152407	Lever, Spacing Lock 42
152409	Lever, Selecting 42
152410	Bail, Reset 42
152411	Lever, Reset 42
152412	Link 42
152413	Bracket 42, 116
152415	Stud, Adjusting 43
152420	Lamination, Magnet 43
152421	Bracket, Shield Mounting 43
152422	Armature 42, 116
152423	Bracket, Armature Stop Mounting 43

Part Number	Description and Page Number
152424	Plate, Stop 42, 116
152425	Pivot, Spring 43, 107, 115
152426	Nut, 4-48 Self-Locking 45
152427	Latch w/Hub 42
152429	Rack, Sector 42
152430	Pinion 42, 116
152434	Plate 45, 116
152435	Stud 44
152436	Knob, Range Scale 42
152437	Spacer, 1527 Stk 44
152438	Bail, Stop Bar 44, 115
152439	Insert 45, 116
152440	Washer 44
152441	Washer, Thrust 44, 92
152442	Spring, Compression 42
152443	Shaft 42, 116
152450	Cam, Selector 97
152451	Cam Assembly, Main Cam 27
152456	Frame, Main 27
152457	Wick, Felt 29
152460	Shaft, Terminal 45, 47
152461	Bracket 43
152462	Lever, Stop 45, 74, 79
152463	Latch, Left 45, 79
152464	Latch, Right 45, 45, 74
152465	Connector, 21 Pt Receptacle 86
152467	Connector, 20 Pt Plug 45, 79
152468	Cable Assembly 45
152501	Guide, Ribbon 25
152502	Compensating Kit to provide a Type Bar Alignment Adjustment 24, 25, 71
152503	Link 25
152505	Stud 32
152506	Bracket, Lantern 33
152509	Bracket, Right 33
152510	Bracket, Left 33
152511	Lever, Banner 38
152512	Guide 32
152513	Bail 11
152514	Lever, Space Trip 11, 12
152516	Lever 11
152517	Stop, Trip Lever 30, 86, 98
152518	Bail 11
152522	Lever 11
152523	Spring 48, 49, 103, 106
152524	Lever, 11, 16, 48, 103
152525	Pin 11, 16, 48, 103
152526	Plate, Right 48, 103
152527	Plate, Left 48, 103
152528	Bracket, Left Ribbon 49, 106
152529	Rocker, Ribbon 48, 103
152536	Bail 37
152537	Lever, 36, 80
152538	Plate, Front 32, 92, 95
152539	Guide 9, 77, 78
152542	Arm, Left 23
152543	Arm, Right 23
152544	Bail 11
152545	Lever, 11, 12
152546	Bracket 92
152547	Shaft 28, 29
152548	Bar, Stirrup 30
152549	Clamp 30
152551	Cam, Code Bar 30
152552	Bar, T2 Code 30

Part Number	Description and Page Number
152554	Bar, Auto LF & CR Code 31, 116
152555	Shaft 19
152559	Plate, Front Pallet Box 54
152560	Plate, Rear Pallet Box 116
152561	Bracket 11, 12
152567	Linkage 38, 116
152570	Linkage 38, 116
152571	Spacer, 250" Stk 49
152572	Bracket 14, 15, 90, 96, 109
152573	Tensioner 37
152574	Plate 32
152575	Bracket 32
152576	Bracket 32
152577	Track 32
152582	Shaft 49
152583	Bearing, Sleeve 39
152584	Shaft 39
152585	Bracket 39
152586	Bracket 35, 79
152587	Drum, Steering 32
152588	Arm 32
152589	Bracket 32
152590	Lever, Cutout 32
152591	Lever Assembly CR & LF 32
152592	Lever, Cutout 32
152593	Housing, Bearing 24
152595	Stirrup 31
152596	Slide, Shift 28
152597	Slide, Shift 28
152598	Plate, Right 28
152599	Rail Assembly, Oscillating 33
152614	Bracket, Spring 33
152615	Clutch Assembly, Function 28
152616	Bracket, Left 28
152617	Bracket, Right 28
152619	Washer, Friction 48, 49, 103, 106
152620	Shaft, Main Upper 48, 49
152622	Plate, Mounting 60
152624	Washer, Flat 25, 81
152625	Lever, R Transfer 39
152626	Lever, R Transfer 39
152627	Lever, R Transfer 39
152628	Lever, R Transfer 39
152629	Lever, R Transfer 39
152630	Rail Assembly, Oscillating 33, 48, 103, 106
152642	Lever, Function 61, 72, 104
152643	Guide 60
152644	Bracket 49
152645	Lever, Left Reversing 49
152647	Lever, Right Reversing 48, 105
152652	Bracket 49
152653	Plate, Guide 58, 59
152652	Bar, Code 59, 59
152653	Pivot, Function 61, 68, 72, 89, 96, 104
152654	Spring, Guide 60
152655	Bracket 49
152656	Strut 60
152658	Plate 40
152659	Lever, Function 61
152661	Plate, Stop 61, 68, 72, 89, 96, 104
152662	Guide 61
152663	Guide 59

NUMERICAL INDEX (Continued)

Part Number	Description and Part Number
152660	
152706	Key, Function 65, 66
152708	Lever, Keyboard Lock 13, 79
152711	Bracket 13
152716	Bolt 18
152717	Arm 28
152731	Cam 31, 116
152732	Bolt 31
152736	Spring 38
152735	Spring 9
152736	Bushing 29
152742	Box Assembly, RQ Type 52
152743	Bracket, Left Tabular 49
152744	Lever, Left Tabular 49
152819	Lever, Right Detent 48
152820	Lever, Left Feed 49, 106
152821	Lever, Right Feed 48
152825	Bracket, Left 12, 69
152826	Bracket, Right 68
152827	Bracket, Left 105, 105, 106
152828	Bracket, Left Spool 49
152829	Bracket, Right Spool 48
152831	Clip 4, 5
152832	Shaft 9, 77
152833	Lever, Escapement 48, 49
152871	Spring 21
152881	Box Assembly, RB Type 1, 53
152887	Screw, 4-40 x 1/2 Hex Soc Sp 28
152888	Screw, 4-40 x 7/16 Hex Sh
152889	Plate, Retaining 69
152890	Washer, Flat 25
152891	Screw, 4-40 x 1/4 Hex Sh
152895	Screw, 4-40 x 1/4 Hex Sh to 28
	16 to 17, 22, 41, 42, 59, 68, 73,
	96, 103, 106, 108, 109, 112
152896	Collar 66
152910	Modification Lever 44
152913	Modification Kit 77
152915	Modification Kit 2, 80
152917	Modification Kit 3, 95
152937	Bushing 16, 68, 88
152938	Plate 16
152938	Spacer, .125" Thk 16, 68, 88
152939	Bolt, 10-32 x 5/8 Self Tpg 68, 89
152940	Bolt 16, 68
153071	Slide 62
153072	Link 60
153074	Link 62
153075	Bracket, Shoulder 77
153077	Reflector 77
153078	Bushing, Shoulder 27
153079	Bushing, Bearing 77
153080	Shaft 77
153081	Lever 77
153082	Lever 77
153083	Spacer, .260" Thk 60
153139	Box Assembly, RJ Type 55
153158	Plate, Pad 16, 69
153159	Cable Assembly 69, 90
153160	Pin
153169	Bar, Function 65, 66
153172	Spring 32
153173	Plate, Clamp 33
153174	Link, Left 32

Part Number	Description and Part Number
153175	Link, Right 33
153180	Link, Right 32
153181	Link, Left 33
153183	Slide 33, 116
153186	Post 40
153185	Cam, Pointer 16, 68, 89
153187	Pin, Pivot 40
153188	Bracket, Clutch 16, 68
153189	Spring, Compression 16, 68, 89
153190	Arm 16, 68
153191	Pointer 16, 68, 89
153192	Screw, Shoulder 16, 68, 89
153193	Spacer 16
153194	Ball 16, 68
153195	Pivot 16, 68
153196	Thumbwheel 16,68,70,88,89
153198	Spacer 16, 89
153199	Gear, 51T 70, 88
153200	Gear, 26T 70, 88
153201	Gear, 39T 70, 88
153202	Gear, 60T 70, 88
153203	Gear, 72T 70, 88
153204	Gear, 73T 70, 88
153205	Gear, 84T 70, 88
153206	Gear, 96T 70, 88
153207	Gear, 90T 70, 88
153208	Key
153217	Disk 70
153229	Bushing, Shoulder 80
153230	Shaft 80
153231	Plate, Line Feed 80
153232	Guide 80
153234	Arm 80
153238	Plate 20, 80
153236	Screw, 4-40 x 5/16, 80
153237	Arm 80
153239	Roller 80
153240	Retainer, Bearing 80
153241	Link 80
153242	Bracket 80
153254	Bracket 93
153255	Bracket 93, 94
153256	Bracket 93, 94, 95
153257	Bail 93
153258	Guide 94
153259	Arm 95
153260	Bracket 95
153261	Thumbwheel, Threaded 95
153262	Arm 95
153263	Arm 95
153267	Washer, Felt 90, 110
153268	Spring 90
153269	Spring 91
153270	Arm 91
153292	Plate 27
153293	Spacer, Clutch 27
153294	Cam 56
153295	Shaft 59
153296	Arm 59
153297	Bracket, Right 59
153299	Bracket, Left 59
153300	Arm 27
153301	Arm 29
153302	Blade, Stripper 59

Part Number	Description and Part Number
153303	Slide, Stripper 59
153304	Bushing, Shoulder 4, 102
153305	Spring, Tension 11
153310	Bail 11
153311	Arm 11
153312	Lever 4, 102
153313	Bracket 4, 102
153315	Bracket 30, 82
153317	Bracket 13, 116
153318	Arm 13
153319	Bar, Code 30, 82
153321	Bracket, Tab 30, 73
153322	Guide 39, 73
153323	Arm 39, 73
153325	Plate 39
153327	Shaft 39
153332	Bushing 27
153340	Spring, Left Tension 37
153341	Spring, Right Tension 37
153342	Screw, 4-40 x 15/16 Hex 72
153343	Bushing, Eccentric 72
153345	Arm w/Stud 72
153346	Pawl 77
153347	Bracket 77
153350	Bracket 37
153351	Clip, Snap 72
153352	Spring, Tension 72
153355	Bracket 72
153356	Arm 72
153358	Bracket w/Stud 72
153359	Arm 72
153360	Gear, 51 T 90
153361	Pawl 73, 80
153364	Lever w/Bushing 71, 93
153365	Arm, Cam 71, 93
153366	Arm, Cam 71, 93
153368	Bail, Follower 70, 71
153375	Arm, Slide 71, 92
153377	Bracket w/Stud 71, 92
153378	Plate w/Pin 71, 74
153379	Plate, Insulator 74
153380	Bracket 69, 74
153381	Bracket, Left 71, 92, 71
153382	Arm, Rail Extension 71, 71
153385	Plate 72
153386	Cable 74
153387	Cable 89
153388	Cable 74
153409	Plate
153430	Bar, Function 65, 66
153436	Bar, Function 65, 67
153437	Bar, Function 65, 66
153438	Bar, Function 65, 66
153440	Bar, Function 65, 66, 96
153442	Screw, 10-32 x 1/2 Hex
	17, 91, 92, 98
153459	Gear, 42
153491	Plate 46, 116
153500	Box Assembly, KS Type 55
153501	Box Assembly, KT Type 55
153510	Box Assembly, KW Type 55
153516	Box Assembly, KY Type 55
153516	Box Assembly, KZ Type 55
153518	Box Assembly, 1, 56

NUMERICAL INDEX (Continued)

Part Number	Description and Page Number
153020 thru 153039	Rev. Function 60, 66
153039	Rev. Function 66
153230	Plate 24, 25
153231	Plate Assembly 24
153232	Stop - Hold-Adjusting 24
153236	Washer, Flat 7, 98
153238	Screw, 6-40 x 7/16 Hex 105, 106
153250	Link 17
153255	Rocker 17
153260	Screw, w/Seal 19
153264	Link 17
153265	Shaft 19, 116
153265	Shaft 19
153265	Bracket 78
153265	Shaft 116
153265	Ref. 72, 78, 83
153266	Bracket 12, 14, 75
153267	Arm, Trip 14, 29, 97
153270	Arm, Suppression 14, 75, 97
153271	Roll 19, 83, 116
153274	Roller 19
153275	Arm, Trip 17
153276	Cam, Function 37
153277	Washer, Felt 17
153279	Bracket, Spring 19
153280	Cam 19
153281	Cam, Index 19
153285	Screw, 6-40 Shoulder 11
153285	Lever, Trip 29
153286	Lever, Latch 29
153285	Clamp 19
153286	Guide 19
153287	Guide 5, 74, 78, 80
153288	Guide 5, 74, 78, 80
153292	Cable 44
153293	Cable 44
153294	Cable Assembly 70
153296	Fork w/Post 60
153297	Fork w/Post 66
153300	Bracket, Spring 40, 73
153301	Bushing, Shoulder 59
153302	Screw 58
153303	Nut, 6-40 Set 51
153304	Nut, Adjusting 61
153305	Screw, Shoulder
153306	Stop, Shooting 59
153307	Fork 60
153308	Roller 60
153310	Spindle, Paper 77
153311	Disk, Paper Spindle 77
153312	Roller 77
153314	Collar 9, 77
153403	Idler 60
153405	Idler 60
153405	Idler 66
153410	Plate, Guide 60
153411	Bushing 60
153417	Plate 60
153432	Rev.
153447	Guide, Form 81
153448	Lever, Chart 20, 81
153449	Screw, Shoulder 20
153450	Nut, Hex Thrift 20, 107, 116
153452	Bracket, Right 20

Part Number	Description and Page Number
153460	Bracket, Left 20, 81, 82
153485	Arm w/Hub 28
153486	Bearing, Right 20
153487	Bearing, Left 20
153488	Gear, 20T 20
153490	Gear, 28T 20
153495	Gear, 28T 20
153495	Plate 20
153496	Spring 20
153497	Bracket 20
153498	Bracket 20
153499	Cam, Feed 20
153700	Hub, Platen 25, 116
153700 thru 153707	Kits
153707	Modification Kits 117
153707	Kit 117
153712	Kit 81
153707	Platen, Rubber 20, 116, 117
153707	Kit 117
153707	Bracket, Guide 81
153791	Shaft 20
153794	Bushing, 20
153795	Idler 20
153796	Screw, 6-40 x 21/64 Hex 20
153800	Cam 40
153906	Spring 29
153907	Guide, Ribbon 24
153910	Clutch Assembly, Function 27
153911	Screw, 6-40 x 5/16 Hex 25, 33
153917	Washer, Lock 30
153918	Shaft, Shooting Carriage 32
153923	Cable 44
153924	Clamp 27
153926	Guide, Rear 111
153928	Shaft 39
153929	Screw, 6-40 x 3/16 Hex 39, 40, 111
153941	Screw, 6-40 x 9/16 Hex 22, 112
153943	Gear, 22T, 26, 90
153984	Gear, 11T, 26, 90
153985	Gear, 11T, 26, 90
153986	Ball, Latch 21, 90
153987	Arm, Trip 21
153989	Bracket, Guard 22
153904	Modification Kit to Provide Selective Vertical Rule Selector Mounting 42, 116
153906	Modification Kit to Provide Shift Support Bracket 111
153910	Modification Kit 2, 27
153910	Modification Kit 2, 52, 54
153912	Modification Kit 2, 25
153914	Modification Kit to Provide Universal Spacing Drum with Automatic Carriage Return and Feed 28
153915	Modification Kit 104
153916	Modification Kit 104
153918	Modification Kit 104

Part Number	Description and Page Number
153927 thru 153936	Modification Kit 70
153936	Modification Kit 81, 85
153940	Modification Kit to Provide Improved Oscillator Shift
153947	Knee Link Assembly 37, 116
153947	Modification Kit to Add an Improved Oscillator Shift
153949	Knee Link Assembly 33
153949	Modification Kit to Provide Improved Impactor Bracket 43
153950	Modification Kit to Add Bracket to "O" Code Box 65
153975	Cable 44
153976	Ball, Latch Shoulder 88, 89
154127	Nut, 6-40 Hex 7, 104
154253	Stud 28
154299	Ring, "E" 29
154319	Spring 31
154321	Cam, Left Paper 20
154323	Cam, Eccentric 97
154324	Cam, Eccentric 40
154332	Shaft 40, 73
154332	Roller 48, 49
154334	Modification Kit to Provide Increased Ribbon Height 24
154339	Screw, 6-40 x 9/32 Flt 14
154349	Spring 42
154352	Cam 42
154356	Bell 28
154361	Screw, Platen 30, 81, 82, 116
154362	Spring, Center 30, 101
154372	Shield, Oil 90
154380	Screw w/Post 100, 73
154389	Cam, Eccentric 30
154396	Pawl, Spring 30
154516	Retainer 87
154517	Lever, Latch 20
154519	Roller, Type 54
154549	Latch 97, 101
154613	Screw, Thumb 16
154616	Plate, Front Roller Base 116
154625	Web, Lubricating 42
154626	Bracket, Front Rail 116
154632	Lubricator 42
154634	Ring, Retaining 31
154635	Ring w/Hub 31
154636	Ring, "E" 31
154636	Ring 31, 88
154637	Drum, Spacing 31
154638	Spring 32
154639	Slide 60
154640	Stop 60
154642	Rod, Assembly, RV Type 1, 56
154646	Lever, Function 81
154647	Lever, Function 81
154649	Arm 29
154650	Clip 50

NUMERICAL INDEX (Continued)

Part Number	Description and Page
154666	
154667	Shaft 59
154678	Screw, 6-40 Sst 72, 94
154671	Bracket, 72, 83
154672	Bracket, Clip Snap 72
154673	Cable 4, 64
154608	Spring 17
154674	Clip, Snap 72
154692	Clip 59
154696	Disk, Clamb Cam 26, 27, 110
154678	Wick, Felt 71, 93
154723	Modification Kit to Provide Customer Specified Tone Source Impedance 155
154732	Modification Kit 2, 24
154742	Modification Kit 3, 70, 82, 88
154743	Modification Kit 2, 73, 102
154753	Modification Kit 3, 86
154755	Modification Kit 3, 86, 87
154756	
154769	Modification Kit 80
154775	Modification Kit 2, 51
154771	Modification Kit 3
154777	Modification Kit 2, 90, 91
154784	Modification Kit 2, 69
154785	Modification Kit 2, 92
154800	Modification Kit to Provide Replacement Parts for the 155260 Shaft and Associated Parts 107, 110
154792	Modification Kit 3, 97
154798	Modification Kit 111
154872	Bracket 5, 74, 79
154873	Connector, 3 Pin Receptacle 86
155000	Cable 64
155001	Plate 79
155002	Keystem Assembly 72
155041	Bracket 111
155042	Bracket 111
155044	Spacer 27
155047	Disk 27
155049	Cable 64
155051	Connector Assembly 3, 86
155053	Connector, 12 Pin Rec 86
155060	Slide, Stripper 59
155061	Blade, Stripper 59
155066	Cable 64
155068	Cable 64
155069	Bracket 76
155070	Bracket 74
155071	
155077	Shaft 59
155085	Post, Spring 35
155092	Keystem Assembly 42
155095	Lever, Trip 93
155096	Plate, Range Finder 42
155099	Screw, 6-40 Shoulder 59
155100	
155125	Bar, Function 65, 66
155126	Bar, Function 65, 66
155130	Bar, Function 65, 66

Part Number	Description and Page
155131	Bar, Function 65, 67, 89
155132	Bar, Function 65, 67
155133	Bar, Function 65, 67
155134	Bar, Function 65, 67, 68, 89
155135	Bar, Function 65, 67, 72
155141	
thru	
155145	Bar, Function 65, 67
155146	Bar, Function 65, 67
155176	
thru	
155180	Bar, Function 65, 67
155191	
thru	
155218	Bar, Function 65, 66
155219	Bar, Function 65, 66
155246	Bar, Function 65, 66
155247	Bar, Function 65, 67
155248	
thru	
155250	Bar, Function 65, 66
155251	
thru	
155290	Bar, Function 65, 66
155294	Bar, Function 65, 66
155295	
thru	
155300	Bar, Function 65, 66
155301	Bar, Function 65, 66
155307	Bar, Function 65, 66
155311	
thru	
155335	Bar, Function 65, 66
155336	
thru	
155340	Bar, Function 65, 66
155366	
thru	
155370	Bar, Function 65, 67
155432	
thru	
155445	Pallet, Type 56
155446	Pallet, Type 56
155497	Bar Assembly, KK Type 55
155060	Arm, Bell 59, 111
155086	Arm, Latch 32, 82, 111
155087	
thru	
155088	Spacer 73
155089	Spacer 73
155287	Link w/Stud 39
155289	Plate w/Stud 39
156418	
thru	
156472	Pallet, Type 57
155693	Bar Assembly, NY Type 1, 37
155697	Bar Assembly, NY Type 55
155699	Bar Assembly, NY Type 55
155700	Bar Assembly, NY Type 55
155701	Bar Assembly, NY Type 55
155784	Bar Assembly, KZ Type 55
155785	Bar Assembly, KZ Type 55
155786	Bar Assembly, KZ Type 56
155787	Bar Assembly, KZ Type 56

Part Number	Description and Page
155788	Bar Assembly, KX Type 55
155789	Bar Assembly, KN Type 51, 57
155790	Bar Assembly, KJ Type 55
155715	Clip 59
155714	Bracket 69
155716	Stud 69
155716	Plate w/Pin 93
155721	Contact Assembly 49
155727	Lever, Function 67
155728	Lever, Function 67
155730	Bail, Blocking 61
155749	Cable 64
155730	Sleeve, 5/32 I.D. x 1/2" Lg Insulating 70, 71, 82, 88, 91, 96, 102, 103, 105, 106
155731	Sleeve, 1/8 I.D. x 1" Lg Insulating 73, 74, 87, 89, 91, 75, 92, 106
155732	Sleeve, 3/16 I.D. x 1/2" Lg Insulating 70
155733	Sleeve, 3/16 I.D. x 1/2" Lg Insulating 69, 89
155734	Sleeve, 1/16 I.D. x 1/2" Lg Insulating 101
155735	Sleeve, 11/64 I.D. x 3/8" Lg Insulating 70
155736	Nut, 4-40 Sst 69
155737	Disk, 28T 68
155738	Gear, 66T 70
155739	Gear, 48T 70
155743	Modification Kit 2, 68
155765	Modification Kit 70
155766	Cable 64
155768	Cable 64
155788	Spring 92
155789	Cable Assembly 92
155790	Contact Assembly 92
155791	Cable 64
155792	Arm w/Stud 69
155793	Bracket, Mounting 92
155795	Insulator, .031" Thk 92
155798	Shaft 28, 92
155799	Contact Spring 92
155798	Block, Terminal 92
155799	Terminal, Plate 92
155812	Arm w/Link 87
155813	Rotator 87
155855	Pivot, Spacing 87
155858	Pawl, Spacing 87
155859	Spring 87
155859	Screw, 6-40 Sst 96
155860	Screw, 4-40 x 3/8 Rd Hd 96
155860	Washer, Lock 96
155864	Shaft, Cam 17
155865	Stud 17
155868	
thru	
155870	Pallet, Type 53, 55
155871	
thru	
155876	Pallet, Type 53
155877	Pallet, Type 53, 55
155878	Pallet, Type 53, 55
155879	Pallet, Type 53
155880	Pallet, Type 53
155204	
thru	
155891	Pallet, Type 57

NUMERICAL INDEX (Continued)

Part Number	Description and Page Number
153875	Pallet, Type 37
153896	Finger, Left Paper 20, 111
153897	Finger, Right Paper 20, 111
153905	Block, Contact 63
153915	Plate, Contact 63
153925	Plate 63
	thru
153930	Switch Assembly 63, 116
153934	Plate, Guide 60
153935	Plate 60
153936	Post 60
153937	Arm w/Post 60
153938	Arm w/Post 60
153939	Slide 60
153940	Slide 60
153943	Slide 60
153944	Slide 60
153946	Slide 60
153948	Slide 60
153951	Switch, Sensitive 4, 102, 113
153957	Washer, Flat 13
153970	Washer, Felt 11, 112
153971	Screw, 4-48 x 7/16 16, 69
153972	Screw, 4-48 x 7/32 11, 6, 36
153976	Screw, 4-48 x 1/8 13, 42
153978	Washer, Felt 102, 106
153979	Washer, Felt 32
153980	Washer, Felt 32
153981	Washer, Felt 112
153982	Screw, 4-48 x 13/32 Hex 31
154640	Bushing, Insulating 92
154760	Screw, 6-40 x 7/32 Hex 99, 112
154850	Screw, 4-40 x 3/16 Hex 46
154855	Jumper, 1-1/2" Black 46
154856	Jumper, 1-1/2" Black 46
154971	Screw, 6-32 x 3/4 FH 107, 115
157080	Box Assembly, WB Type 35
157085	Box Assembly, WC Type 35
157090	Box Assembly, WD Type 35
157095	Box Assembly, WE Type 35
157096	Box Assembly, WF Type 35
157100	Box Assembly, WG Type 35
157105	Box Assembly, WH Type 35
157115	Box Assembly, WJ Type 35
157120	Box Assembly, WK Type 35
157125	Box Assembly, WL Type 35
157130	Box Assembly, WM Type 35
157135	Box Assembly, WN Type 1, 35
157138	Box Assembly, WT Type 35
157151	Disk 84
157152	Disk 84
157154	Screw, Cam 84
157184	Screw, Trip 84
157185	Lever, Trip 84
157187	Spacer 84
157188	Plate, Mounting 83
157189	Clip, Spring 83
157190	Spacer 83
157191	Disk 83
157842	Bracket 83
157843	Bracket, Adjusting 83
157844	Disk 83
157846	Cam 83
157847	Lever 14, 79
157848	Lever 14, 79

Part Number	Description and Page Number
157849	Lever 75
157849	Fin 14, 75
157870	
	thru
157880	Switch Assembly 63, 116
157881	
	thru
157886	Cable 64
157889	Bracket 79
157962	Spring, Compression 62
157963	Plate 62
157991	Bar, Line Feed 85
157992	Eccentric 85
157993	Guide, Card 79
157994	Retainer, Spring 45
157995	Rod, Lever 80
157996	Spring 61, 68, 72, 89
157997	Lever, Function 61
157998	Lever, Function 61
157999	Lever, Function 61
157999	Spring 52, 68, 72, 96, 106
157999	Spring 52, 68, 72, 89, 96, 104
158190	Bracket, Rocker 17
157993	Plate 60
157994	Arm w/Post 60
157997	Arm w/Post 72
157998	Arm w/Post 72
158202	Bushing 73
158203	Plate 73
158204	Bracket 73
158205	Block 73
158207	Block, Left Paper Spindle 73
158208	Bracket 73
158209	Plate 73
158210	Shaft, Stop Arm 42, 116
158260	Bracket, Double Connector 74
157862	Guide 83
157864	Cable 91
157865	Cable 91
157869	Cable 91
157870	Cable 91
157873	Insulator, .062" Thk 45, 74
157973	Connector, 25 Pr Plug 45, 66, 74
157974	Cable 91
157975	Clip, Spring 59
157976	Bracket, Cam 59
157989	Cam 59
157990	Ball, Pressure 9, 10, 116
157991	Spring, Ball 9
157992	Bracket, Ball 9
157993	Rod w/Pin 89
157994	Clutch Assembly, Spacing 26
157995	Clutch Assembly, Line Feed 26
157996	Modification Kit 1, 2, 75
157997	Modification Kit 2, 75
157998	Modification Kit 3, 80
157999	Modification Kit 4, 80
157999	Modification Kit 5, 6, 100
157999	Modification Kit 6B, 89
157900	
	thru
157934	Pallet, Type 33
157935	Pallet, Type 33
157936	Pallet, Type 33
157937	
	thru
157941	Pallet, Type 33

Part Number	Description and Page Number
157942	Pallet, Type 33, 35, 36
157943	
	thru
157949	Pallet, Type 35
157949	Pallet, Type 33, 35
157951	
	thru
157957	Pallet, Type 35
157958	Pallet, Type 33
157959	Pallet, Type 33, 35
157960	Pallet, Type 33, 35
157961	Pallet, Type 35
157962	
	thru
157973	Pallet, Type 35
157974	Pallet, Type 33, 35
157975	Pallet, Type 33, 35
157976	Pallet, Type 33, 35
157977	Pallet, Type 35
157978	Pallet, Type 35
157979	
	thru
157979	Pallet, Type 35
157980	
	thru
157988	Pallet, Type 33
157989	
	thru
157992	Pallet, Type 35
157994	
	thru
157997	Pallet, Type 33
157998	
	thru
157999	Pallet, Type 36
157999	
	thru
158798	Pallet, Type 33
158799	
	thru
157992	Pallet, Type 35
157994	
	thru
157997	Pallet, Type 33
157998	
	thru
157999	Pallet, Type 36
157999	
	thru
158798	Pallet, Type 33
158799	
	thru
157841	Bracket, Type 35, Shoulder 70
157847	Bracket, Spring 60
157848	Bracket 60
157850	Lever 60
157851	Lever, Shift 60
157852	Plate 60
157854	Plate 60
157855	Plate, Guide 60
157856	Bracket 91
157857	Bracket 91
157858	Segment, Armature 91
157859	Skirt, .020" Thk 91
157861	Lever, Stem 91
157862	Bracket, Guide 91
157863	Lever 91
157865	Plate 10, 98
157866	Plate, Guide 98
157867	Screw, 4-40 Flat 12, 90
157868	Armature 90
157869	Spacer, .020" Thk 12, 90

NUMERICAL INDEX (Continued)

Part Number	Description and Page Number
157870	Armature 98
157871	Bracket 13, 98
157872	Bracket 13, 98
157873	Bracket 13, 98, 99
157874	Bracket 13, 99
157877	Bracket 13, 99
157878	Block, Contact 63
157879	Arm, NO Contact 62, 63
157880	Spring, NO Contact 63
Prior to 157889	Plate, Contact 63
157889	Arm, NC Contact 62, 63
157890	Spring, NC Contact 63
157972	Bellcrank 52, 108, 109
157973	Extension, Transfer 100
157976	Cable 64
157979	Link, Trigger 49
157980	Pawl, Intermediate 71, 116
158115	Stud 10, 106
158186	Screw, 4-40 x 7/32 01 108
158187	Bracket 13, 102
158214	Bracket w/Stud 4, 102
158215	Follower, Retard 102
158216	Plate, Nut 4, 102
158217	Screw, Adjusting 4, 102, 112
158218	Cable 102, 113
158234	Spring, Tension 94
158235	Stud 55, 95
158237	Plate w/Pin 96
158238	Bracket 96
158240	Bracket, Stop 96
158241	Plate, Stop 98, 94
158242	Arm 94
158243	Bracket, Spring 94
158244	Hub, 6-40 Double 93
158245	Lever w/Stop 90
158247	Arm 90
158248	Bracket 94
158249	Arm, Stop 92
158251	Point w/Stud 93
158252	Ball, Trip 29
158253	Arm, Trip 29
158254	Arm, Extension 89
158257	Wheel, Horizontal Tab 94
158258	Block, Rear 17
158447	Keylever Assembly 89
158448	Bracket, Right 111
158449	Bracket, Right 111
158487	Shaft 111
158488	Arm w/Stud 110
159184	Wilis, Latching 41
159185	Retainer, Wire 43
159204	Connector, 7-Pin Plug 15
159205	Connector, 7-Pin Jack 15
159241	Bearing, Ball 22, 27
159336	Modification Kit to Replace Old Style Cable Bracket 30
159362	Modification Kit 2, 73
159363	Modification Kit 2, 103
159395	Modification Kit 2, 56, 57
159721	Stiffener 98
159722	Washer, Flat 12
159732	Roller, Type 57
160108	Armature w/Screwdriver 15
160152	Bracket w/Button 46
160156	Plate, Stop 45, 116
160158	Bushing, Shoulder 48
160192	Arm 48
160197	Switch Assembly 63, 116
160198	Arm 63
160220	Switch Assembly 63, 117
160486	Arm 63
160490	Pawl 89
160491	Bracket 64, 103
160493	Plate, Adjusting 89
160494	Arm, Stop 89
160498	Bracket, Mounting 89
160499	Lever, Blocking 89
160500	Spring, Blocking 89
160502	Slide, Fore Out 89
160503	Slide, Tab 89
Prior to 160514	Disk, Retaining 88
160523	Plate, Mounting 90
160527	Arm 90
Prior to 160568	Spring 88
160569	Control Assembly 98
160587	Bracket 98
160572	Slide, Stripper 59
160573	Blade, Stripper 59
160574	Spring, Tension 59
160577	Bracket, Stripper 59
160578	Blade, Stripper 59, 89
160579	Spring, Tension 89
160584	Shield, Switching 93
160585	Shield, Switching 93
160586	Spring, Contact 91
160587	Spring, Contact 91
160589	Bracket, Contact 91
160589	Contact Assembly 91
160590	Cable 64
160751	Pallet, Type 55
160752	Bracket, Pallet 55
160753	Arm 55
160984	Box Assembly, Kit Type 55
160986	Modification Kit 2, 76
160992	Ball 76
160993	Spring 76
160994	Post, Spring 76
160995	Arm 76
160996	Box Assembly, Kit Type 56
161001	Box Assembly, Kit Type 56
161002	Arm 56
161134	Bracket, Spring 50
161135	Spring 50
161168	Modification Kit 70
161250	Gear, 88T 70, 88
161260	Link 70
161269	Arm, L.F. Tilt 96
161270	Arm, Reverse L.F. Tilt 96
161271	Link 96
161272	Bracket w/Stud 96
161273	Bracket w/Stud 96
161274	Spring 96
161279	Spring, Tension 96
161280	Modification Kit 2, 96

Part Number	Description and Page Number
161308	Arm 57
161317	Pallet, Type 55
161346	Lever, Start 42
161346	Washer, Felt 49,49,105,106
161347	Washer, Felt 13, 17, 19, 25, 27, 30, 52
161362	Box Assembly, Kit Type 56
161363	Box Assembly, Kit Type 56
161364	Box Assembly, Kit Type 56
161365	Box Assembly, Kit Type 1, 56
161366	Arm 56
161491	Pallet, Type 56
161492	Point, Feed 87
161493	Lever, Transfer 61
161606	Tool, Tab 64
161757	Modification Kit 70
161769	Box Assembly, Kit Type 55
161770	Box Assembly, Kit Type 56
161771	Box Assembly, Kit Type 57
162059	Lever, Function 61
162060	Slide 60
162066	Lever, Function 61
162067	Lever, Function 61
162258	Box Assembly, Kit Type 55
162273	Retainer 29
162605	Box Assembly, Kit Type 55
162636	Arm 56
162643	Box, Function 61, 64
162728	Arm, Tab 64
162729	Box, Guide 71, 72, 75, 76, 77, 79, 83, 89, 93, 96
162847	Modification Kit 2, 101
162146	Modification Kit 2, 101, 109
162147	Modification Kit 101
162148	Shaft 101
162150	Collar 101
162152	Cam w/Stud 101
162153	Cam, Trip 101
162154	Cam, Trip 101
162180	Modification Kit 2, 101
162159	Lever 101
162162	Cable 64
162180	Modification Kit 2, 92, 94
162181	Wheel, Horizontal Tab 94
162182	Bracket, Tens 94
162183	Modification Kit 2, 57
162184	Bracket, Stop 57
162185	Armature 57
162187	Pallet, Type 55
162190	Pallet, Type 55
162191	Arm 55
162254	Magnet Assembly 97
162271	Lever, Function 61
162272	Modification Kit 2, 56, 87
162294	Retainer, Bail 87
162305	Box Assembly, Kit Type 56
162309	Arm 56
162314	Pallet, Type 56
163439	Cover, 88T 26
163503	Cover, 88T 26
163532	Modification Kit 2, 89, 90
163590	Cover, 88T 26

NUMERICAL INDEX (Continued)

Part Number	Description and Page Number
163776	Step 7
163778	Lever w/Shaft 7
163783	Bracket 7
163785	Bracket 7
163787	Bell, Detect 7
163788	Bracket, Detect 7
163790	Frame, Right 7
163791	Frame, Left 7
163843	Lever w/Pin, Function 61
163944	Lever, Function 61
163945	Lever, Function 61, 98
163948	Gear, 28T, 7.98, 114
163949	Bushing 7, 98, 98, 114
163951	Gear w/Shaft, 28T, 7.98
163954	Handwheel 7, 98
163955	Lever, Shift Shaft 98
163956	Lever 98, 114
163957	Lever 98, 114
163958	Washer, Flat 7, 98, 114
163959	Spring, Torsion 98, 114
163960	Bushing 7, 98, 98, 114
163968	Cable 64
164113	Lever w/Pin, Function 96
164119	Arm w/Hub 7
164220	Spring, Torsion 7
164221	Modification Kit 3, 99
164231	Lever, Function 61
164313	Arm 7
164314	Arm 36
164316	Plate, Clamp 32, 116
164325	Nut Assembly, 9/16 Type L 66
164336	Bracket, Magnet 45, 116
164337	Modification Kit 2, 69
164437	Cable 69
164438	Cable Assembly 69
164478	Nut Assembly, 1/2 Type 25
164572	Plate, Mounting 99
164573	Rod, PR 102
164574	Bracket, Right 99
164575	Bracket, Left 99
164576	Rod 99
164577	Bracket 99, 103
164586	Nut Assembly, 9/16 Type 10
164594	Cable 64
164595	Label, Paper 99
164601	Rod 103
164602	Flange Finder, 110
164743	Rod 110
164958	Screw, 4-40 x 1/2 Hex 97
164980	Modification Kit 4, 97
165027	Network, Spark Suppression 99
165100	Jumper, 11/12T Green 107, 115
165000	Frame, Right Side 5
165001	Housing, Bearing 28
165002	Bracket w/Bushing 12
165003	Post, Anchor 12
165004	Bracket w/Bushing 12
165016	Bushing 59
165017	Lever, Latch 29
165020	Lever, Trip 29
165021	Arm, Clamp 29
165023	Arm, Cam 29
165024	Arm, Cam 29
165025	Bracket 40
165026	Bracket w/Stud 40
165036	Bellcrank w/Bushing 40

Part Number	Description and Page Number
165037	Bellcrank 40
165038	Stud 40
165039	Bellcrank w/Pawl 36
165042	Roll w/Bushing 12
165054	Arm w/Post 36
165055	Arm w/Post 36
165057	Bearing 36
165058	Nut, 10-32 Shoulder Hex 36
165059	Latch, Drive 36
165060	Plate, Guide 36
165061	Arm 36
165062	Lever 36
165064	Link, Drive 36
165066	Pin 36
165067	Washer, Spacing 37
165071	Bracket w/Assembly, Code Bar 37
165074	Arm 12
165075	Arm 12
165076	Plate 12
165079	Arm w/Hub 37, 116
165080	Arm 37
165082	Cable w/Terminals 46
165109	Lever, Selector 37
165111	Guide 37
165112	Guide 40
165113	Lever 40
165115	Lever, T2 Transfer 40
165116	Lever, T1 Transfer 37
165117	Bracket 40
165118	Bracket 40
165119	Arm 40
165120	Lever 40
165121	Lever 40
165122	Lever 40
165123	Lever w/Bushing 39
165124	Lever Assembly 43
165125	Lever, Shoe Release 37
165126	Clutch Arm, Intermix Cam 37
165133	Link 12
165134	Plate 12
165135	Bracket 12
165136	Arm 12
165137	Roll w/Pinion 12
165139	Roll 12
165140	Roll 12
165143	Arm, Suppression 29, 73
165144	Roll 12
165144	Roll 12
165145	Cam 37
165146	Bracket 37
165154	Ass Assembly, TA Type 25
165155	Nut, Type 25
165159	Arm w/Bushing 29
165230	Knob 43
165231	Guide, Upper 43
165232	Guide, Lower 43
165233	Stud 40
165234	Bracket, Guide 42
165235	Bracket w/Stud 42
165236	Lever 43
165237	Lever, Start 43
165238	Lever, Reset 43
165282	Nut, 6-40 Hex 36, 107, 115
165283	Modification Kit 1, 107
165189	Modification Kit 5, 108
165190	Bracket 100
165206	Rod, Copy Holder 100

Part Number	Description and Page Number
172500	Pin
172501	Switch Assembly 62, 116
172531	Pin
172532	Switch Assembly 62, 117
172535	Pin
172537	Switch Assembly 62
172538	Switch Assembly 62
172539	Switch Assembly 62, 117
172540	Pin
172590	Switch Assembly 62
172591	Spring, Contact Arm 62
172592	Plate, Contact 62
172594	Plate, Contact 62
172595	Plate, Contact 62
172596	Plate, Contact 62
172597	Block, Contact 62
172598	Cam, Eccentric 87
172599	Block, Contact 62
172600	Pin
172606	Switch Assembly 62, 116
172615	Plate, Contact 62
172619	Plate, Contact 62
172620	Contact 87
172632	Screw, 4-40 x 3/16 Hex 110
172633	Modification Kit 6, 110
172634	Cable w/Terminals 112
172900	Sprocket 112
172901	Lever, Latch 112
172902	Lever, Switch Actuating 112
172903	Bracket, Latch 112
172904	Nut, Line Feed 112
172921	Plate, Mounting 112
172922	Post, Upper Mounting 112
172923	Post, Sprocket Mounting 112
172924	Lever, Reset 112
172925	Lever, Ratchet Release 112
172926	Pawl 112
172927	Lever, Latch 112
172932	Roll w/Post 70
172933	Modification Kit 8, 75
172934	Lever, Lock 201
172935	Cable Assembly 45, 64
172936	Cable Assembly 45, 64
172715	Terminal, Flag Type 107, 115
172716	Nut, Hex 107, 115
172853	Bracket, Mounting 14, 97, 109
172854	Bracket, Mounting 109
172855	Bracket, Mounting 109
172856	Bracket, Mounting 109
172857	Post, Front 109
172859	Post, Spring 109
172898	Pin, Stop 109
172891	Bellcrank 109
172892	Pin 109
172902	Spring, Compression 109
172903	Bracket 109
172940	Terminal, Flag Type 115
174543	Modification Kit 3, 108
174544	Bracket, Left Top Type 25
174564	Cable 108
174565	Bracket 108
174566	Knife 108

NUMERICAL INDEX (Continued)

Part Number	Description and Part Number
174387	Finger, Paper 106
174388	Lever w/Hub 100
174389	Lever w/Hub 100
174390	Lever, Left Hand 100
174391	Screw, 2-56 Shoulder 100
174392	Armature 108
174393	Bracket w/Posts 100
174394	Yoke 108
174396	Spring 108
174397	Bushing 108
174398	Spring, Contact 104
174399	Spring, Contact 104
174400	Contact Assembly 108
174401	Insulator, .875 Dia. 106
174402	Spring, Compression 106
174403	Lever w/Bushing 100
174441	Lever w/Bushing 150
174442	Contact Assembly 110
174443	Spring, Contact 110
174445	Bracket, Contact Mounting 150
174446	Contact Assembly 110
174447	Post 150
174448	Dowel 105
174449	Bracket 150
174450	Coil 150
174451	Spring, .250" Dia. 110
174454	Lever 61
174457	Lever 61
174458	Lever 61
174470	Switch 107, 115
thru	
174472	
174477	Mounting Kit 81, 117
thru	
174521	
174478	Platen, Roller 61, 82, 116, 117
174539	Platen, Roller 61
174540	Platen, Roller 61
174547	Shaft, Blocking 61
174585	Bail, Pressure 111
174595	Screw, 4-40 Shoulder 97, 109
174620	Mandrel-Reeler Kit 2, 110
174621	Cable w/Terminals 108
174672	Cable w/Terminals 108
174673	Lever 61
174689	Roll Assembly 61
174698	Bellcrank 80
174742	Clip, Spring 59
174631	Box Assembly, TYP Type 1, 55
174634	Lever 61
174756	Clip, Tension 74
174821	Modification Kit 2, 69
174909	Frame, Left Side 51
174910	Frame, Right Side 8
thru	
174911	
174912	Guide w/Pin, Paper 82
174918	Shaft 27
173244	Template 98, 114
173700	Gear .687 16
173702	Disk 16
173703	Gear 16
173704	Lever 16
173989	Box Assembly, TYP Type 35
173941	Modification Kit 2, 69
174108	Bracket w/Studs 16
174182	Disk 16

Part Number	Description and Part Number
174188	Lever 14
174195	Armature 14
174197	Extension, Armature 14
174198	Modification Kit 2, 86
174202	Bracket, Mounting 98
174203	Guard, Contact Spring 99
174204	Contact Assembly 98
174208	Modification Kit 14
174209	Lever 14
174416	Connector, 24 Pin Receptacle 109
174551	
thru	
174567	Guide, Form 92
174568	
thru	
174584	Modification Kit 82
174600	Bracket 97
174607	Stud, Cam Follower 12
174726	Bracket, Left Side 51, 55
174764	Gear, 267 32
174765	Box Assembly, YT Type 35
174824	Box Assembly, YT Type 37
174957	Box Assembly, YY Type 36
174988	Shaft, Idler 32
174994	Bracket 89
174998	Bracket 89
175109	Lever 16
175216	Arm, Right Side 33
175217	Arm, Left Side 33
175224	Slot, Assembly 32
175225	Ball w/Shaft 32
175226	Screw, 4-40 Shoulder 32
175227	Bracket, Left Mounting 103
175228	Bracket, Right Mounting 103
175237	Clamp, Left 102
175238	Clamp, Right 102
175239	Bracket, Right Mounting 103
175240	Bracket, Left Mounting 103
175241	Strap Cover Plate 103
175301	Plate, Paper Guide 103
175309	Finger, Left Paper 103
175310	Finger, Right Paper 103
175311	Lever 103
175368	Roller, Paper Guide 103
175369	Bracket Assembly 4, 103
175377	Post 103
175396	Plate, Front Type Bar 33
175397	Plate, Rear Type Bar 33
175401	Plate, Right 37
175402	Plate, Left 37
175404	Box Assembly, YY Type 33
175405	Bracket 106
175676	Guide, Left Side 106
175677	Shaft, Ribbon Spool 100, 106
175678	Guide, Right 106
175680	Bail, Left Idler 106
175681	Post 105, 106
175682	Bail, Left Roller 106
175684	Lever 105, 106
175686	Bracket, Right 105
175687	Lever, Right Guide 105
175688	Lever, Left 105
175690	Plate 106
175691	Bracket, Left 106
175692	Lever 105, 106
175693	Bail, Right Idler 105
175694	Bail, Right Roller 105

Part Number	Description and Part Number
175695	Bracket, Left Magnet 106
175696	Bracket, Right Magnet 106
175697	Lever, Left Stop 106
175698	Armature 105, 106
175699	Shaft 105, 106
175700	Bracket, Right Hinge 105
175701	Lever, Right Stop 105
175702	Bracket, Right Magnet 105
175703	Yoke 105
175704	Shaft, Right 105
175708	Plate, Adjusting 105
175710	Cable 106
175724	Modification Kit 3, 105, 106
175741	Lever, Left Cover 61
175802	Cover 61
175816	Box Assembly, TD Type 35
175817	Box Assembly, TD Type 37
175909	Cable 90
175910	Guide, Contact Spring 98
175959	Bail, Spring 105, 106
175977	Lever 61
175978	Lever 61
176222	Spring, Compression 36
176223	Spring 32
176493	Spring 43
176494	Interconnection Code 50
176560	Idler 106
176561	Bar w/Hub 26
176563	Bracket w/Shaft 26
176566	Link, Left Drive 12, 109
176567	Link, Right Drive 12, 109
176575	Lever 61
176576	Link 109, 121
176580	Cam 27
176610	Arm, Idler 76
176611	Arm, Idler 76
176786	Modification Kit 68
176787	Box Assembly, Carrier 77
176788	Spring, Carrier 77
176986	Spring, Contact 90
176988	Spring, Contact 90
177007	Bracket 106
177008	Bracket 106
177013	Box Assembly, YY Type 35
177014	Box Assembly, YY Type 37
177015	Frame, Left Side 4
thru	
177016	
177017	Platen, Type 37
177018	Box Assembly, AC Type 37
177019	Box Assembly, AD Type 37
177020	
thru	
177021	
177022	Platen, Type 37
177023	Plate, Form Stop 98
194654	Modification Kit 13, 98
194655	Modification Kit 3, 110
194682	Modification Kit 3, 74
194704	Modification Kit 3, 102, 104
thru	
194705	
194705	Bracket w/Post 112
194706	Bracket, Switch 112
194727	Lever 112
194728	Link 112
194416	Lever 61
194929	Box Assembly, AC Type 37

NUMERICAL INDEX (Continued)

Part Number	Description and Page Number
194895	Modification Kit 2, 187
194896	Plate, Mounting 109, 113
194899	Cable Assembly 107, 115
194900	Lever, Operating 107, 115
195001	Insulator, .032" Thk 107, 115
195009	Bar Assembly, All Type 37
195015	Pawl Assembly 61
195060	Arm, 61
195061	Switch, Off-Off 112
195062	Arm, Stop 112
195109	Plate, Stop 39, 61
195110	Lever, Governing 186
195111	Bar Assembly, All Type 55
195250	Pipe 40
195251	Armature, Selector 40
195266	Modification Kit to Add Shaft and Retainer 39
195481	Bar Assembly, All Type 37
195486	Pin 61
195487	Pallet, Type 57
195593	Lever 7
195595	Lever 7
195634	Modification Kit 66
195677	Spring, Impulse Feed 20
195980	Set Up 61
195996	Gear, 60T 20
197113	Bar Assembly, All Type 57
197239	Disk 70
197240	Disk 70
197721	Gear, 60T 70, 88
197722	Gear, 60T 70, 88
197753	Disk, Retaining 88
197754	Disk, Retaining 88
197735	Gear, 44T 70, 88
197736	Gear, 54T 70, 88

Part Number	Description and Page Number
197737	Gear, 40T 70, 88
197960	Gear, 31T 70, 88
197967	Modification Kit 70
197968	Modification Kit 70
197969	Modification Kit 88
197970	Modification Kit 88
197977	Gear, 54T 114
197978	Gear, 40T 70, 88, 114
197986	Roller, Front 101, 106
197988	Cable 98
198234	Modification Kit 2, 189
198603	Cable Assembly 109
198964	Modification Kit 2, 187
199165	Modification Kit 2, 187
199410	Arm 32
199440	Screw, 6-40 x 3/8 FH 26, 27
199518	Bar, Function 66
199519	Bar, Function 66
199529	Cam, 32R Restoring 112
199615	Cam, Stop 112
199666	Guide, Left Paper 112
199617	Guide, Right Paper 112
199898	Bar Assembly, All Type 1, 57
204360	Pawl, Check 112
204361	Ratchet 112
204384	Spring, Tension 112
204395	Arm, Stop 61
204396	Plate, Stop 21, 114
204463	Slide, Stripper 59
204466	Blade w/Stud 59
204483	Blade, Stripper 59
204722	Head, Print Hammer 82
204732	Pin 61
204770	Guide, Paper 81
204778	Bail w/Wire 107

Part Number	Description and Page Number
204779	Bail w/Wire 107
205025	Guide, Paper 81
205031	Gear, Segment, 25T 7, 114
205033	Flywheel 7, 114
205034	Arm w/Stud 114
205035	Modification Kit 2, 22, 98, 114
205036	Modification Kit 2, 23, 114
205070	Gear, 25T Worm 81
205071	Gear, 112T 81
205072	Disk, Retainer 88
205079	Modification Kit 88
205541	Slide, Stripper 59
205546	Rod 81
205547	Bracket 81
205771	Bracket, Guide 81
205773	Cable Assembly 98
205776	Armature 15
205777	Lever, Shift 15
205779	Ballpeen 15
206694	Contact Assembly 15
206795	Wire, Guide 115
206765	Lever, Marking Lock 42
207065	Modification Kit 2, 114
207283	Plate, Mounting 112
207289	Lever 80, 114
207290	Guide, Card 80
207421	Modification Kit 2
211456	Modification Kit 2, 107, 115
211457	Bracket, Ball 115
212980	Ball, Right 115
212981	Ball, Left 115
214135	Lever, Shift 15
221-488	Terminal, Spade Type 46
2214130	Terminal, Quick Type 45, 46, 107, 115
2254136	Terminal, Ring Type 112