

ASSOCIATED CABLES

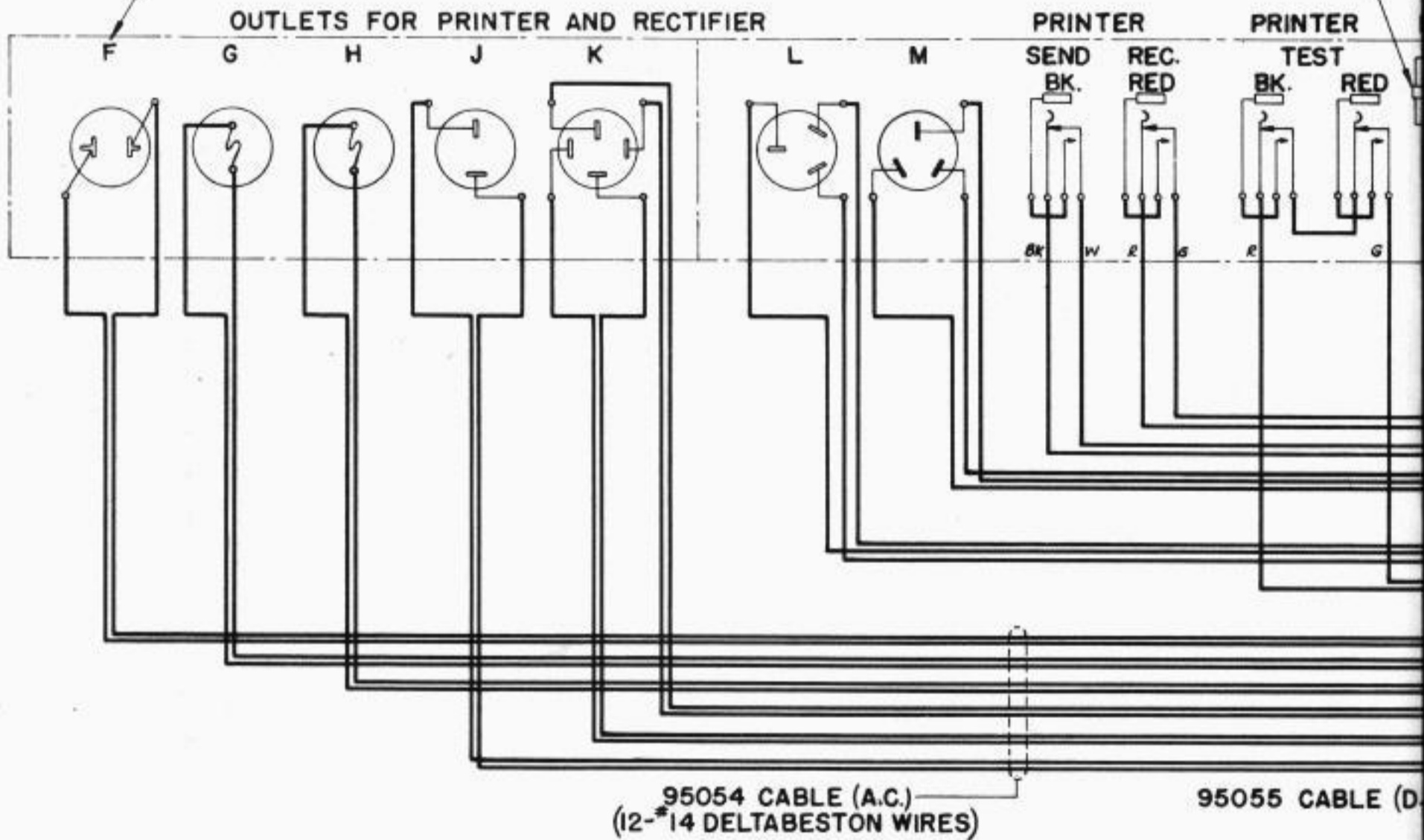
95054	CABLE (A.C.)
95055	CABLE (D.C.)
95056	CABLE (A.C.)
95057	CABLE (D.C.)
95058	CABLE (D.C.)
95059	CABLE (A.C.)
95060	CABLE (D.C.)
95061	CABLE (D.C.)
95062	CABLE (D.C.)

COLOR CODE

BK	BLACK
W	WHITE
R	RED
G	GREEN
O	ORANGE
BL	BLUE

LETTERS APPEAR OPPOSITE CORRESPONDING RECEPTACLES ON ACTUAL AND SCHEMATIC WIRING DIAGRAMS.

ADJUST SLIDER ON RESISTOR TO 2000 Ω \pm 10%



——— TABLE WIRING INCLUDING WIRES SOLDERED TO REAR OF BLOCKS "A" AND "B."
 - - - - - CROSS CONNECTIONS BETWEEN SCREW TERMINALS ON BLOCKS "A" AND "B." USE #14 DELTABESTON WIRE, BLACK.
 () DENOTES WIRES IN BX.
 () DENOTES WIRES IN CABLE.
 STRAPS ON LINE CONNECTION BLOCKS ARE BLACK-#18 C.C. DELTABESTON WIRE.
 RECEPTACLES AND PLUGS SHOWN FROM SLOT AND PRONG FACES.

95062 CAB
 (4-#18 C.C. DELTABESTON WIRE)
 THIS END OF WIRE TO BE TERMINATED AT SCREW TERMINAL AND TERMINATED AT SCREW TERMINAL

(4-#18)

SWITCHING KEY TAPE OUT KEY FRONT OF TABLE

SWITCHES ARE "ON" WHEN HANDLES ARE POINTING TOWARD FRONT OF TABLE.

95060 CABLE (D.C.)

TRANS. DIST. SLIP CONN.

* 95061 CABLE (D.C.) (15-18 C.C. DELTABESTON WIRES)

LINE CONNECTION BLOCKS

POWER CONNECTION BLOCKS

RESISTOR

PRINTER

TEST BK. RED

N

2500^W

TAPE ENDS

4-18 C.C. DELTABESTON WIRES

9-14 DELTABESTON WIRES

95055 CABLE (D.C.)

95057 CABLE (D.C.) (3-14 DELTABESTON WIRES)

95056 CABLE (D.C.) (4-14 DELTABESTON WIRES)

95062 CABLE (D.C.) (8 C.C. DELTABESTON WIRES)

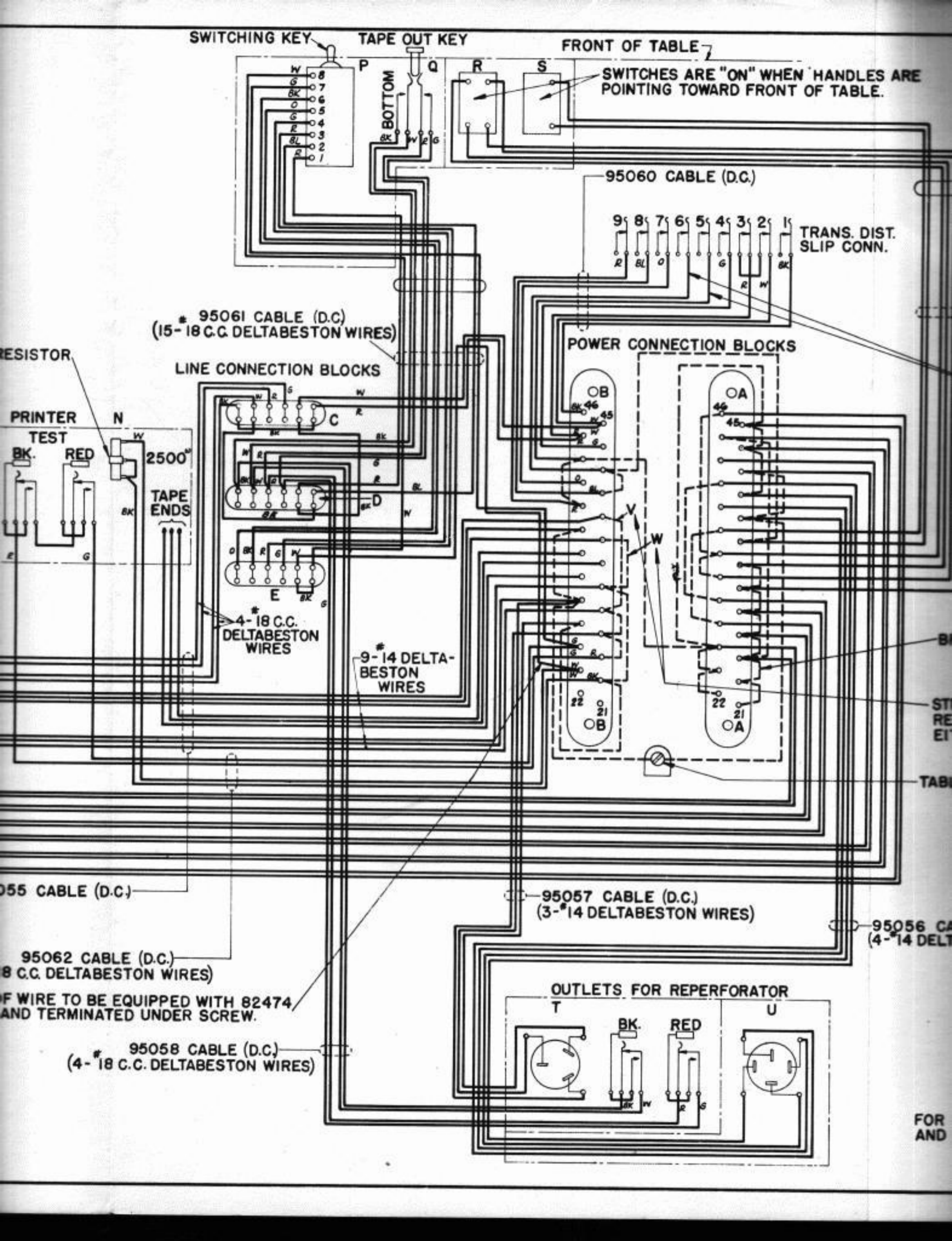
WIRE TO BE EQUIPPED WITH 82474 AND TERMINATED UNDER SCREW.

95058 CABLE (D.C.) (4-18 C.C. DELTABESTON WIRES)

OUTLETS FOR REPERFORATOR

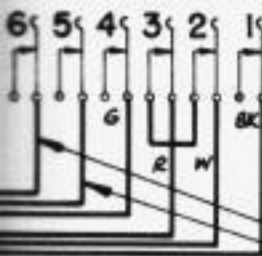
T BK. RED U

FOR AND




SWITCHES ARE "ON" WHEN HANDLES ARE TOWARD FRONT OF TABLE.

CABLE (D.C.)



TRANS. DIST. SLIP CONN.

CONNECTION BLOCKS



95059 CABLE (A.C.) (6-#14 DELTABESTON WIRES)

THESE 2 WIRES #14 DELTABESTON. 7 OTHERS #18 C.C. DELTABESTON.

BRASS STRAP 95065

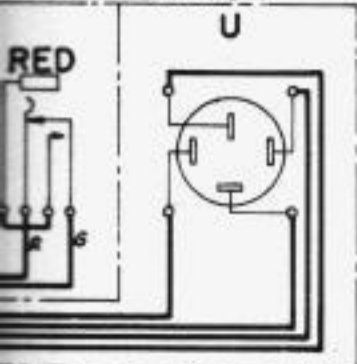
STRAPS "V" AND "W" SHOULD BE LONG ENOUGH TO REACH BETWEEN ANY TWO TERMINALS ON EITHER BLOCK.

TABLE GROUND SCREW

D.C. (TON WIRES)

95056 CABLE (A.C.) (4-#14 DELTABESTON WIRES)

REPERFORATOR



FOR POWER CONNECTIONS TO TABLE AND WIRING OF CORDS AND PLUGS SEE SCHEMATIC WIRING DIAGRAM 1795.

REVISIONS

(B) 95061 CABLE CONNECTIONS CHANGED.	1-13-39	HCA.
(C) 95057 CABLE CONNECTIONS ON TERM. BLK. CHND. WIRES TO TERMS. D5 & 6 REVERSED.	2-15-39	O.A.L.
(D) XRT 107 ADDED	12-13-40	E.E.
(E) 2000 ^Ω RESISTOR CHANGED TO 2500 ^Ω	2-13-41	J.J.F.

TELETYPE CORPORATION
WD-1794-A
DEC. 5, 1938
WD-1794-E
ACTUAL WIRING DIAGRAM FOR XRT96 & XRT107 METAL TABLE FOR 19 TYPE SET
DRAWN HCA. TRACED HCA. CHECKED M.T.G. ENGR'D. M.T.G. APPROVED M.T.G. JR