
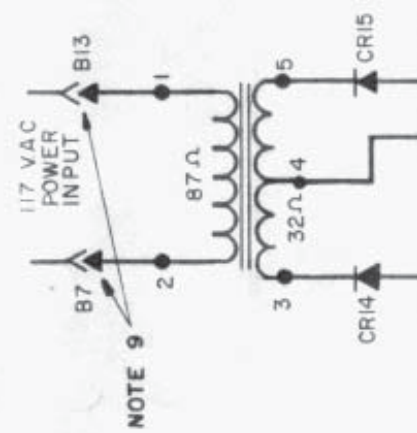
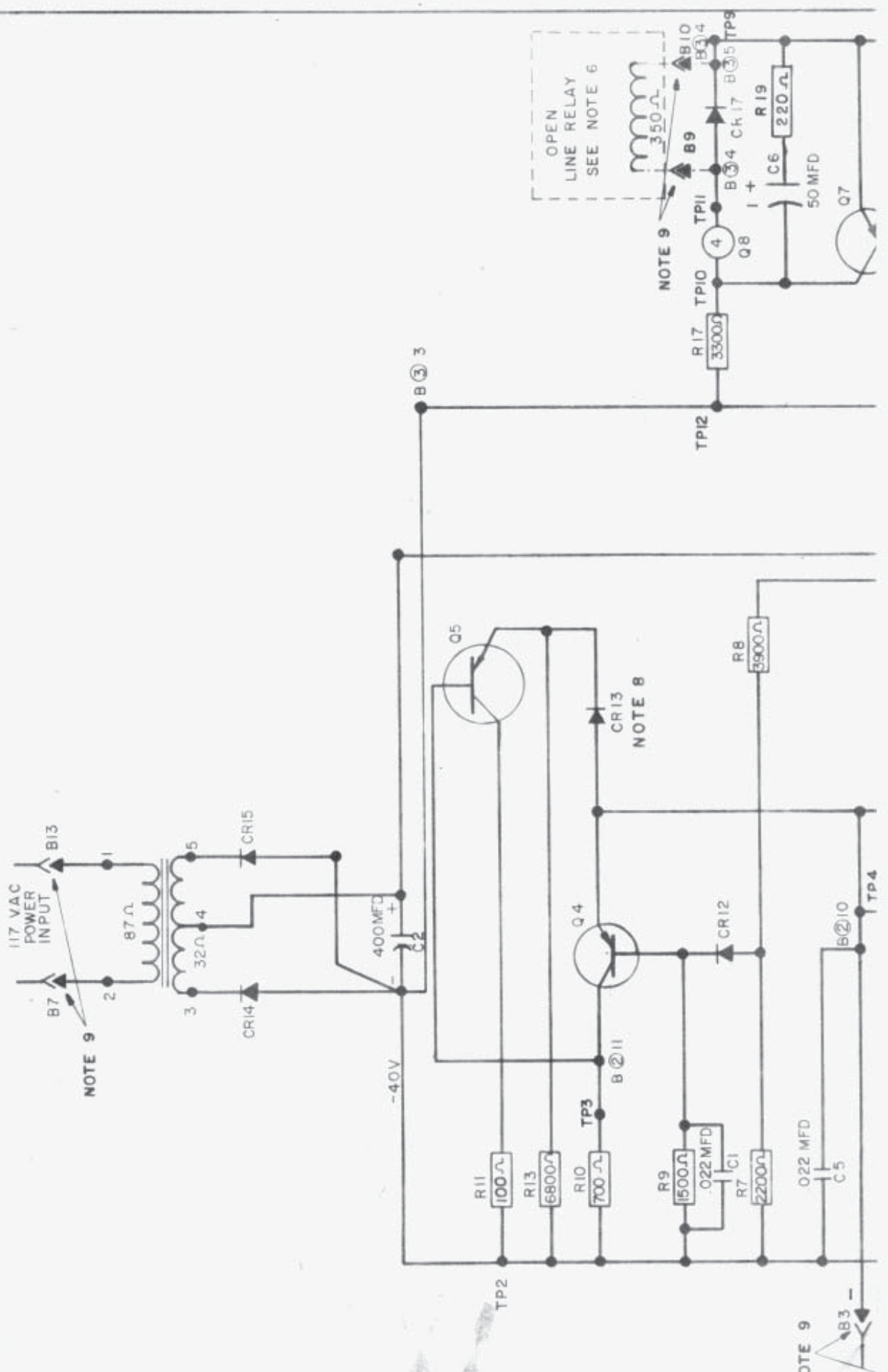


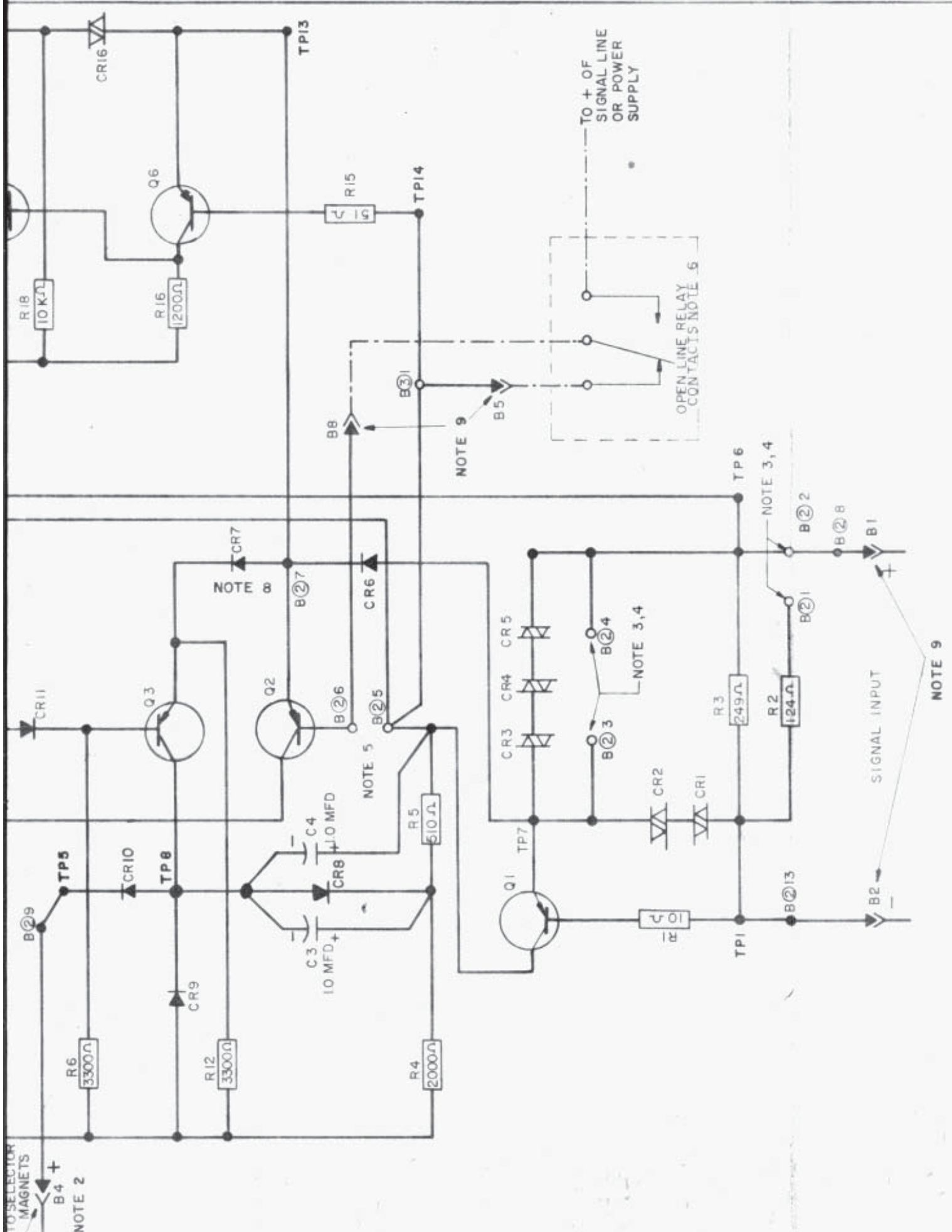
NO	NOTES:
1.	UNIT WIRED FOR 117 V 50/60 CYCLE OPERATION ONLY.
2.	SELECTOR MAGNETS IN PARALLEL FOR ALL CONDITIONS OF OPERATIONS.
3.	STRAPPING FOR INPUT OPTIONS: .020 AMP. NEUTRAL OPERATIONS: B② 1-2 OPEN 3-4 OPEN .060 AMP. NEUTRAL OPERATION: B② 1-2 STRAPPED 3-4 OPEN .020 TO .030 AMP. POLAR OPERATION: B② 1-2 OPEN 3-4 STRAPPED.
4.	FACTORY STRAPPING: 1-2, 5-6
5.	REMOVE STRAP BETWEEN B② 5 AND B② 6 ON ALL 179560 UNITS.
6.	OPEN LINE RELAY IS NOT A PART OF THE 179560 ASSEMBLY, 179564 RELAY CAN BE USED IN THIS APPLICATION IT SHOULD BE WIRED AS SHOWN BY ----- LINES.
7.	▶ B SYMBOL INDICATES 161525 CONNECTOR ATTACHED TO THE 179561 CABLE. 161526 PANEL MOUNTING CONNECTOR MAY BE USED FOR MATING CONNECTIONS
8.	ON EARLIER MODELS CR 6-7 & 13 ARE CLICK SUPPRESSORS 
9.	FOR 192669, THESE CONNECTIONS ARE SPADE TERMINALS.



179560

179560



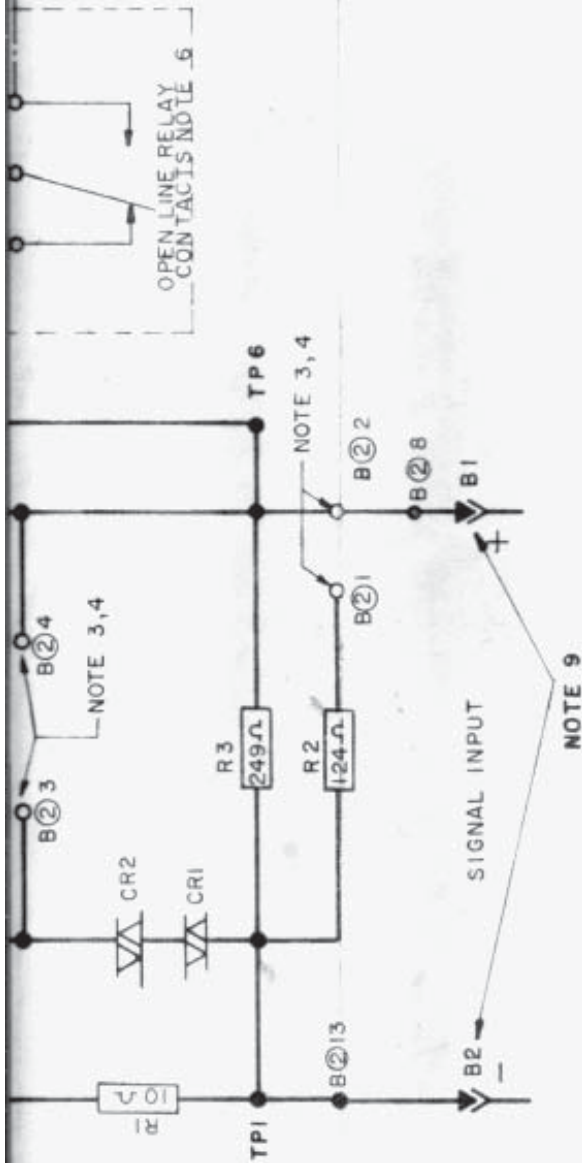


4767 WD

REVISIONS

ISSUE	DATE	AUTH. NO.
A	2-14-62	72450
B	5-12-62	73402
C	11-23-62	75164
D	12-12-62	75362
E	1-8-63	75164-1
F	1-23-63	75783

TO + OF
SIGNAL LINE
OR POWER
SUPPLY



SCHEMATIC
WIRING DIAGRAM
FOR
179560, 192669
SELECTOR MAGNET
DRIVER AND OPEN
LINE DETECTORS

APPROVALS

D AND B

E OF M

E-NUMBER

PROD. NO. 4767 WD

DATE 10-30-61

P.D. FILE NO. 40-A2/65 AA

DRAWN E.M. CHKD

ENGD R.L.F.

APPD. *[Signature]*

TELETYPE
CORPORATION

4767 WD