



## Pratas Island DXpedition



Paul Daley, WT8S, operating from Pratas Island, BQ9P. See page six for the full story.

Fall/Winter 2000 Contest Schedule . . . . .	2	2000 CQ/RJ DX Contest Rules . . . . .	12
Hits & Misses . . . . .	3	California Run Award Withdrawal . . . . .	13
2000 Boxboro Hamvention . . . . .	4	CN8WW DXpedition Announcement . . . . .	13
Looking Back at RTTY . . . . .	5	Updating Your Windows Software . . . . .	14
RTTY From a Rare One . . . . .	6		

# P38



The **P 38** is a multi-mode HF data modem that gives you top performance operation using RTTY, AMTOR, P-Mode\* and CLOVER-II waveforms. The **P 38** is a full sized plug-in card for PC-AT and faster personal computers. Multi-screen menu-driven HAL software is included with each **P 38** modem. Many popular "third-party" user programs are also available for the **P 38** - WORLI, WINLINK, WriteLog, XPWARE, EZTERM and RTTY by WF1B. The **P 38** is complete and ready to run. Plug in the board, connect three phono cables to your radio, and install the software. That's all there is to it! Whether you want to rag-chew, chase DX, or access electronic mail, the **P 38** is the modem of choice.

## RTTY-1

The HAL **RTTY-1** is an easy to use and very accurate tuning indicator. It may be used with virtually *any* FSK modem, TNC, multi-mode controller, demodulator, and receiver or transceiver. The crossed LED bars show correct tuning for all popular FSK modes including Baudot Teletype (RTTY), ASCII Teletype, AMTOR, SITOR, P-Mode\*, and even HF Packet Radio. Just hook it to your receiver's audio output and you're in business, even with modems that do not include "scope" output connectors.



\*The word "P-Mode" is the HAL designation for a communications protocol that may be also known as "Pactor" a registered trademark of the Spezielle Communications System GmbH (SCS) firm in Hanau, Germany. HAL affirms that, to the best of its knowledge, "P-Mode" is compatible and interoperable with the protocol SCS calls "Pactor" and with the link establishment and weak signal modes of the protocol SCS calls "Pactor-II".



### HAL COMMUNICATIONS CORP.

1201 W. Kenyon Road, P.O. Box 365  
 Urbana, Illinois 61801-0365  
 Phone: (217) 367-7373 FAX (217) 367-1701  
 www.halcomm.com halcomm@halcomm.com

## RTTY Contest Schedule — Fall/Winter 2000

Date & Time	Contest	Date & Time	Contest	Contest Information Online
9/23 0000 to 9/24 2400	CQ/RJ WW DX	11/04 1200 to 11/05 1200	JARTS RTTY	ARRL: <a href="http://www.arrl.org">http://www.arrl.org</a> Jim's Gazette: <a href="http://www.n2hos.com/digital">http://www.n2hos.com/digital</a>
10/15 0000 to 10/15 0400	NCJ Sprint	11/11 0000 to 11/12 2400	WAEDC RTTY	LA9HW Contest Calendar: <a href="http://home.online.no/~janalme/hammain.html">http://home.online.no/~janalme/hammain.html</a> SM3CER Contest Service: <a href="http://www.sk3bg.se/contest">http://www.sk3bg.se/contest</a> The New RTTY Journal: <a href="http://www.rttyjournal.com">http://www.rttyjournal.com</a>
10/21 0000 to 10/22 2400	JARTS RTTY	12/04 1800 to 12/05 0200	TARA Sprint	OR — The New RTTY Journal will airmail a printed copy to you. For <i>each</i> contest, send \$3.00 for U.S., Canada, or Mexico destinations or \$4.00 to other countries. Please allow 3 weeks for processing and delivery.

Dates and times subject to change.

**George W. (Bill) Henry**  
K9GWT  
Publisher and Editor

All Correspondence:  
The New RTTY Journal  
P.O. Box 236  
Champaign, IL 61824-0236

Voice: 217-367-7373  
FAX: 217-367-1701  
www.rttyjournal.com

**STAFF**

Linda Henry .....Accountant  
Joe Wittmer, KB9SIZ .....Assistant Editor  
jwittmer@rttyjournal.com  
Jason Allen .....Production Manager  
jallen@rttyjournal.com

**SUBSCRIPTION RATES**

**United States, Canada, and Mexico**

1 year (4 issues).....\$15.00  
2 years (8 issues) .....\$28.00  
3 years (12 issues) .....\$41.00

**Foreign**

1 year (4 issues).....\$20.00  
2 years (8 issues) .....\$38.00  
3 years (12 issues) .....\$56.00

The New RTTY Journal is published four times per year: February, June, August, and November. Subscriptions and advertisements must be pre-paid by check or money order in U.S. funds drawn on U.S. banks only. Visa and MasterCard credit cards are accepted.

The publisher assumes no liability or responsibility for errors, omissions or editorial content. Written permission from the publisher of The New RTTY Journal is required prior to and for any reproduction of all or any portion of this magazine.

Expiration Date: Your address label shows the date of your last subscription issue. Please contact us if this does not agree with your calculations.

**POSTMASTER:**

Please send all address changes to: The New RTTY Journal, P.O. Box 236, Champaign, IL 61824-0236

The New RTTY Journal is a continuation of the magazine formerly known as RTTY, RTTY Journal, RTTY Digital Journal, Digital RTTY Journal, and Digital Journal.



# Hits & Misses

**Bill Henry, K9GWT**  
k9gwt@rttyjournal.com

Summer is about gone — again. It's time to chase DX and work contests — and start thinking about winter projects. By “winter projects”, I mean things for RTTY of course. Time was, all of us RTTY types used winter evenings to design and build our “latest and greatest” TU (“demodulator” or “TNC” in modern words). There really aren't too many of us who build hardware any more. But, we all have to make our RTTY station work and these days that usually comes down to getting all the computer software talk to our radio and RTTY equipment.

This can be a VERY big hassle, particularly for those of us with thin or gray hair. There's something about Windows that is just plain intimidating to me. DOS was great and I never worried about what the PC was doing when. Under Windows, I have no idea what the PC is up to. The disk spins at weird times, I get funny failure messages for no reason I can figure out, and what worked yesterday doesn't necessarily work today. Most hams my age are just as frustrated as I am with Windows. BUT, there IS an age gap. Joe, KB9SIZ, has no trouble at all with installing — or re-installing — Windows or any of its applications. His three year old daughter, Ellie, is even less intimidated. So, I've asked Joe to write some “how-to” articles about using Windows software for us. His first article about “Updating Your Windows Software” starts on page fourteen. Sounds simple? Ha!

We have a “changing of the guard” for the CQ / RTTY Journal Contests. Glenn Vinson, W6OTC (mgvinson@crl.com) will be “the man” for the fall WW RTTY DX Contest and the winter WPX RTTY Contest. If you have questions, suggestions, or a point to “debate”, please take it up with Glenn. This is a big job and I know that Glenn will need help and support from all of us.

We all owe big thanks to those who have worked on these contests in prior years — Ron Stailey, K5DJ, and Roy Gould, K1RY, for their work on the fall WW DX Contest and Eddie Schneider, W6/G0AZT, and Jay Townsend, WS7I, for work on the winter WPX contest. These guys have put in a lot of

hours on our behalf and can now enjoy a much-deserved rest.

This issue we are also fortunate to include a detailed article by Paul Daley, WT8S, about his DXpedition and operation as BQ9P. It's quite a saga and I know you're going to enjoy description of all the fun and frustration that go with mounting an effort of this size. Thank you very much, Paul, Leo, Randy, and the whole BQ9P group.

Just a few weeks ago, Linda and I drove out to Boston and “waved the RTTY flag” at the Boxboro Hamvention. There was a good turnout and the RTTY crowd was well represented. Ray Ortgiesen, WF1B, was the RTTY speaker this year. Ray's “RTTY for Beginners” talk was to a standing-room-only crowd and greatly appreciated by all of us — beginner or not. Good job, Ray. We've included a few photos I took that weekend.

That's about it for this fall's issue. See you in December.


— 73, Bill, K9GWT

Is your subscription  
running out?



**RENEW TODAY!**

# 2000 Boxboro Hamvention



Bill Henry, K9GWT



Hamvention Crowd



Dick Ross, K2MGA and Cathy Ross



Linda Henry



Ray Ortgiesen, WF1B



Frank Fallon, N2FF

# 2000 Boxboro Hamvention



Hamvention Crowd



Hamvention Crowd

## Looking Back at RTTY

### Forty Years Ago...

Eric B. Ferguson, VK3KF, introduced an FSK system that cut down on keyer-to-transmitter distortion by using a crystal oscillator.

A solution to Morse identification over FSK RTTY was presented by Burt Jaffee, K9BRL.



**RTTY Exhibit by the Northern California Amateur Radio Teletypewriters Society at the 1960 ARRL Convention in San Mateo.**

A company in Stamford, CT was manufacturing a unit that copied Morse code off the air and sent it to a printer. The system used 'only' 115 tubes, and sold for \$14,000.

### Thirty Years Ago...

The ST-6 'Mainline' Solid State RTTY Demodulator was published for the first time in the September, 1960 issue of the RTTY Journal. This unit offered several improvements over its predecessor, the ST-5.



**Alan, VE7LL, is surrounded by gear in this photo which appeared on the cover of the July-August 1970 issue of the RTTY Journal.**

Richard Bourgeois, W5EVH, illustrated how to use MITE Teleprinters, not intended for RTTY use, in the ham shack.

Don Royer, WA6PIR, published an article describing how to make RTTY Art. This tutorial demystified the process of transferring a picture to teletype print, and showed that it wasn't overly difficult.

### Twenty Years Ago...

The home computer had arrived, and the RTTY Journal wasted no time in covering it. Articles dealing with computer basics, differ-

ent types of systems, and software introduced readers to the future of RTTY.

Apple Computer introduced the Apple III at the 1980 National Computer Conference in Anaheim, CA. At an average price of \$6070, it boasted a whopping 96K of RAM and a spacious 143K hard drive.

### Ten Years Ago...

The RTTY Journal cover logo changed to reflect increasing interest in digital communication modes such as Packet and AMTOR.

The Venezuelan Radio Club went on a DXpedition to Aves Island, YV0AA, in April of 1990. Only digital modes were used, and 2,653 RTTY QSO's were made.



**The Venezuelan Radio Club's "All Digital" DXpedition to Aves Island in April, 1990.**



# RTTY From A Rare One

Paul Daley, WT8S  
xtraclass@aol.com

*This article was originally published in DX Magazine. It has been reprinted with permission from the publisher.*

“Have you read today’s e-mail yet?” It was extremely early in the morning on the first weekend of March. I had been up half the night trying to nail down #100 on 160 meters without much luck due to the high QRN. I finally recognized the voice on the land line as my good friend and fellow RTTY DXer, Leo, K8PYD. “What’s up?” I asked. He replied that we each had an e-mail from Paul Pai, BV4FH, and that I should look at it ASAP!

Leo and I had met Paul and his XYL Christine, BV4YQ, several times at New Orleans DX Conventions (NODXC). Leo had many QSOs with Paul over the years. At the last NODXC in August 1999 we talked at length about DXing and RTTY with Paul and Christine over a wonderful supper at Arnaud’s, one of New Orleans best restaurants for typical local food and jazz. For those of you who haven’t been to one of the NODXCs, you missed something, as the 1999 convention was the last. It was always run well and had a hard core of dedicated RTTY DXers such as Mike, W5ZPA; Randy, WX5L; Art, AA5AU and many others.

I logged onto the internet and, sure enough, there was an e-mail waiting for me from Paul, BV4FH, and the BQ9P 2000 Committee inviting Leo and I to join the team for the April 2000 Pratas operation as RTTY/CW operators. We took all the time it takes for a DX QSO (599 TU QRZ UP) to make up our minds to go.

Since the Chinese Taipei Amateur Radio League (CTARL) and the BQ9P Committee had already done all of the detailed planning and equipment procurement for this major undertaking, all Leo and I had to do was provide the RTTY capability (TNCs, software, cabling and connectors) for the transceivers already arranged for by CTARL. For those of you who have gone on a one or two-man DXpedition as Leo (many times) and I have, this was a pleasure and would be without a lot of the back-breaking lugging of equipment

through airports! I fondly remembered my only major DXpedition in that regard, XR0Y. Bob, KK6EK, had things so well organized that most of us who operated from Easter Island only had to bring personal effects.

In this same regard, Leo and I came to the realization that we could save a lot more weight (and potential cargo-hold damage) by using one of the newer laptops with sound card capability in connection with one of the newer integrated RTTY operating/logging programs such as WriteLog or RTTY by WF1B. Both of us had taken our TNCs and older laptops/software on previous DXpeditions. Unfortunately, neither of us had one of the newer laptops. I graciously (hi!) allowed Leo to purchase such capability, but said I would help him carry it! We also decided to take one of our existing TNCs and older laptops/software for a complete backup RTTY capability in case “Murphy” should decide to pay a visit to the “Straits of Taiwan” and Pratas in particular, while we were there. In the same vein, I visited the local Radio Shack to purchase every conceivable type of connector, adapter, cable, plug and jack we might need as a number of different types of transceivers were to be used on Pratas (ICOM IC-707 and IC-746; Kenwood TS-850S; and Yaesu FT-847 and FT-990).

While planning the radio side of the trip progressed, we made maximum use of the internet to book our round-trip tickets on Northwest Airlines and to verify that we did not need visas in advance if our stay on Taiwan and Pratas was to be for fourteen days or less. Of course, e-mails flew back and forth from central Ohio to Taiwan as preparations continued. For those of you old enough to have done DXpeditions before e-mail, you can probably appreciate how much easier and less expensive it is to plan and coordinate an international team for a major DXpedition with e-mail.

As part of the “stateside” preparation for the operation, we researched the demand for Pratas in the world-wide RTTY DX Community. The CTARL had already done an excellent job of researching the logs of the previous Pratas operations (January and

March 1994, May-June 1995 and November 1998) and determining the current demand for Pratas on various modes, bands and parts of the world. By a stroke of luck (and the foresight of Carl Smith, N4AA, Publisher/Editor of The DX Magazine), the March/April 2000 issue hit my mailbox right while this effort was underway. The 1999 Most Wanted RTTY Survey (pages 32 and 33) showed Pratas to be 35th world-wide and 30th in the USA. To my surprise, it was not in the Top 50 in Europe.

I checked the January/February 2000 Issue for the overall 1999 Most Needed Countries Survey, which confirmed that Europe, and the USA west coast, had far less of a need for Pratas in general. This is probably due to the fact that past operations were not blessed with the favorable sunspot cycle propagation expected for the April 2000 operation.

The following table shows the need for Pratas from the DX Magazine 1999 100 Most Needed Countries Survey (Volume XII, Number 1, pages 14-20).

Pratas Ranking in 1999 Survey:	
World-wide	23
Europe	79
World-Wide (less Europe and USA)	83
USA	15
USA — Eastern Time Zone	9
USA — Central Time Zone	8
USA — Mountain Time Zone	35
USA — Pacific Time Zone	70

The latest ARRL DXCC Yearbook (1998) shows Pratas as the third most needed country in the world but this does not include the effect of the highly successful November 1998 BQ9P operation by the CTARL.

In the midst of our preparations in mid-March 2000, several areas of concern popped up. One was my health. I had not been on a DXpedition since February 1996 when K8PYD and I operated mostly RTTY and WARC bands as ZK1PYD and ZK1WTS from South Cook Island. I was diagnosed with cancer later that year and subsequently went through three operations and seemingly endless months of radiation and chemotherapy. I thought my DXpedition days were over. I had a brief problem with medication in March but my understanding XYL (who is an RN) pointed out that I would be travelling all the way with K8PYD, whom she trusts for some reason even though he has beaten me out in pileups many times. Also, Taiwan, and probably even Pratas, has excellent medical care at hand or available unlike some South Pacific island DXpeditions I have been on. I say “understanding XYL” because she was a good enough sport to go on a “DXpedition honeymoon” (Tasmania and Alice Springs

Australia, as VK2FYO/7 and 8, and Tahiti). We had an enjoyable visit with my long-time "Aussie-mate" Gerald, VK7KO, in Tasmania but she drank the water at a "barbie" hosted by a VK8 in Alice Springs (I, being an experienced DXpeditioner, naturally stuck to the Fosters). As a result, she was visited by one of Murphy's maladies on the flight from Sydney to Tahiti!

Our second area of concern was the almost daily headlines about relations across the narrow Straits of Taiwan (with Pratas smack in the middle) concerning the presidential election to be held in Taiwan on March 18, 2000. Fortunately, things seemed to calm down after the election itself.

The third problem was the loss of one of the few CW operators we had; Chung, BV4ME. This left us with only three CW operators and two of us (K8PYD and myself) had to take care of all the RTTY as well. I am also not in the class of CW operators as the others. When would we sleep?

To the rescue came Randy, W9ZR, who is a fellow member of the Central Ohio DX Association. Randy offered to go when Leo asked him, with the blessing of the CTARL. This despite the much higher airfare at such a late date. Paul, BV4FH, and the CTARL did an outstanding job of expediting Randy's BV license and all of the other approvals needed. As a significant bonus, W9ZR is one of the best "top-band" (160 meters) operators in the world. He immediately went about helping in this area by arranging for beveridge equipment and procuring two more high-power amplifiers. He also set to working on the radial system plan for the low-band vertical, which was supplied by Titanex. Other verticals included Cushcraft R5, R7 and a Butternut HF9V. The yagis were provided by Force 12 (3-12 C3S and 2-12 WARC). The amplifier lineup: 2 Yaesu FL-7000; 2 Ameritron AL-811H; 1 JRC-2000; 2 Dentrons and an ACOM 2000A which performed very well.

During the last few days before departure for Taiwan, we tested K8PYD's new laptop on RTTY with the latest version of WriteLog and a Yaesu FT-1000. Our good friend Jim, NM8O, not only let us run this test with his Yaesu rig, he made up all the interconnecting cabling required to connect the Yaesu FT-990 to be used for RTTY from Pratas. We also experimented with using the UA9 RTTY software program and a TNC running in parallel with WriteLog in order to help pickup and tune weak signals. The entire setup worked beautifully.

Sunday morning April 2nd came all too quickly. Randy, W9ZR; Leo, K8PYD; and I

met at the airport in Columbus, Ohio two hours before our flight. We each limited ourselves to one personal bag to check in as we were carrying to amplifiers and associated gear in the other three allowable bags. The TNCs and laptops went in carry-on bags just to be sure we had the RTTY capability when we got to Taiwan.

All three flights to Taipei were smooth with the only problem being the Northwest flight out of Minneapolis to Tokyo was an hour late due to mechanical problems. We were worried about our connection at Narita but we just made it and arrived in Taipei a little early but very tired after more than twenty-four hours of travelling.

We were met at the airport by a van driver holding a sign "K8PYD-W9ZR-WT8S". Paul Pai, BV4FH, had arranged for the driver to take us to his city of Fengyuan in central Taiwan. The trip took three hours due to heavy rain and traffic as a result of the start of a national holiday (Room of the Grave) honoring Taiwan ancestors. This holiday is somewhat equivalent to the "spring break" in the states.

We were met by Paul and his XYL Christine who directed us to the "Maldiva Motel" near their apartment. Naturally, we wondered if we could throw up an antenna and operate portable 8Q. We dropped this idea since we didn't think the DXCC desk would accept the operation — hi!

On Tuesday morning April 4th, Paul picked up our luggage in his vehicle but we walked to his QTH with Christine. You can see a picture and read about Paul, BV4FH, in the March/April issue of the DX Magazine. Soon after getting to Paul's apartment, Johnson, BV4DP, and Wang, BV5CR, arrived and we had breakfast. Half an hour later our bus

arrived from Taipei with the rest of the team and more than a ton of equipment and antennas. We met Jimmy, BV4AS, Bruce, BV2KI, and Teruji, JA1JG and we all loaded more equipment and antennas from Paul's QTH onto the bus.

The entire team, except for Sky, BV8BC, travelled by bus to the southern Taiwanese city of Kaohsiung, which is the second largest in the country. We stayed the night there in a motel in walking distance of the military airfield where we would fly out of in the morning to Pratas.

Naturally, the first thing we did was assemble an R-7 on the roof of the motel and connect it to one of the FT-990s. Our first attempt didn't work, probably because we had partially supported the mast against a TV antenna. After relocating the R-7 we fired up and worked Phil, 9M6CT, on 20 meters as BX0DX. Phil wished us well and word was out that the BQ9P team was only a day away from firing up at Pratas on schedule.

Everyone was hungry so we left for supper at a nearby restaurant where Sky joined us to complete the team. After eating we met to go over plans for erecting the antennas and stations the next day. The BV team members had done an excellent job laying out the operating positions and antennas and we only made a few last-minute changes. The goal was to get all the yagis up on Wednesday April 5th and one SSB station operating that day.

Before sunrise on Wednesday we woke after too little sleep and loaded a truck with several tons of equipment to take to the military field. It was so close that the entire team walked there together. At the base we were grateful to the military personnel who transferred everything to the C-130 for the one hour flight to Pratas. For those of you who



Randy Schaaf, W9ZR; Leo Fry, K8PYD; and Paul Daley, WT8S in front of the C-130 that took them to Pratas Island

have never flown on this type of aircraft, it is very noisy and uses web-type seating with the cargo right next to you. Needless to say, there was no in-flight food or beverage service and no frequent flyer miles! We took off at 9:50 local time (1:50 UTC) through a low ceiling and had hardly stopped climbing before we began our descent to Pratas, landing at 11:03 AM.

After transporting our equipment and baggage to our Pratas QTH, a six room barrack near the shore of the South China Sea, we immediately started to assemble the antennas. The island military personnel were very helpful in this set up. Leo, K8PYD, and I assembled all three Force 12 C3S antennas as we had assembled that antenna before on previous DXpeditions.

The main antenna mast was an old army field tower that easily supported both a Force 12 C3S and a two-element 40 meter Cushcraft antenna. Murphy almost got my right hand when it got caught with the guy rope wrapped around it with the tower slipping and the person behind me starting to yank on the same rope as we were raising the tower. Then,

meter CW. He is an excellent CW operator and made a lot of people happy that night.

On Thursday we got our third Force 12 C3S up and started 10 meter operation. There was good propagation to the USA west of the Mississippi on SSB in the morning and Europe on CW in the afternoon. As far as the stateside team, we were having bad luck all around. The low band vertical that broke was fixed but at less than the design height. On RTTY we really had problems. Leo's new laptop and the WriteLog program would not work with the FT-990 assigned to the RTTY station. After hours and hours of checking connections, connectors, cabling and the software, we finally decided to try switching to another FT-990. You guessed it, it worked, at least on transmit! However, Murphy was still with us as the program would not even generate "hash" on RTTY receive. While "jiggling" cables and connectors, we managed to accomplish something! We knocked out the RTTY transmit that we had gotten working. After several hours of ringing out the interconnections, we fixed the transmit but not the receive. After trying unsuccessfully to call stateside to get help from Jim, who helped

voltage problems were being experienced. At this point, I had to ask Leo the obvious question. "Is there some point in the DXpedition when you are going to change your shirt and pants?" All kidding aside, at this point of the DXpedition (Friday April 7th — after two days on the island) we had learned at least two valuable lessons that not only apply to RTTY, but to DXpeditions in general. They are certainly well known by very experienced, multi-national DXpeditioners. The first is not to buy new equipment and software and only have a day or two to test it out and even then not on the exact rigs to be used on the DXpedition. This problem was made worse by having someone else make up a complicated wiring harness for us to run two RTTY programs simultaneously with either a TNC or a sound card (Keep it simple stupid!). In our defense, we were invited to join the team at a very late date in order to provide a RTTY and additional CW capability. The primary hardware/software was not received until the night of the testing, two days before we were to leave.

The second important point we did right! We brought two TNCs as backup to the laptop sound card and a second laptop with a different program. That and all the different interconnect cabling and adapters allowed us to get RTTY on the air. BRING BACKUP! And if at all possible, practice with both the primary and backup RTTY hardware/software before you leave.

The first RTTY QSO was with W6/G0AZT on April 8th at 04:21 UTC. The second was with JR1KSK at 04:25. We previously had copied W6KUT but had audio gain problems with the FT-990, which we solved thanks to the help and patience of W6KUT.

That afternoon, Saturday April 8th on Pratas, there was an excellent 15 meter opening to Europe and about 6:30 local time the first USA east coast station came through, N2TU at 10:34 UTC. Since our previous research had shown that east of the Mississippi, and the east coast in particular, had the highest demand for Pratas on RTTY in the world, we immediately went to calling USA only and listening in particular for the east coast. In less than two hours we put more than 100 east coast stations into the log before Murphy reappeared. We had been experiencing power problems from the island system all week and low voltage knocked out K8PYD's old computer which we were using to run the pileup with the WF1B program. His new laptop had completely locked up from an earlier power problem. Fortunately, Leo brought along a "restore CD" for the new laptop and we restored it and installed WF1B on it. This took more than two hours of valuable 15 meter RTTY propagation time to the east



**The BQ9P operating team in front of the Pratas War Memorial.**

**Left to Right: Leo Fry, K8PYD; Teru-san, JA1JKG; Bruce Yih, BV2KI; Jimmy Tu, BV4AS; Randy Schaaf, W9ZR; Paul Pai, BV4FH; Paul Daley, WT8S; W.H. Wang, BV5CR; Sky, BV8BC. The photo was taken by Johnson Wong, BV4DP.**

as we were raising one of the verticals, it broke and missed my head on the way down by a foot or two. For some reason, everyone avoided me while raising the rest of the antennas!

Paul, BV4FH, made the first QSO with J110QH at 9:02 UTC on 15 meter SSB and BQ9P was on the air!

The first night the BV part of the team worked 15 and 20 meter SSB, while Teru-san, JA1JKG, ran a pileup almost all night on 40

meter CW. He is an excellent CW operator and made a lot of people happy that night.

setup the RTTY laptop with a complicated interconnect cable, and tested it with his FT-1000, we had to abandon WriteLog for our RTTY operation.

Fortunately, we had brought two TNCs as backups and a backup laptop with RTTY by WF1B software and bags of cables and connectors. With several hours of work, and a few problems that were overcome, we finally were ready for RTTY operation. Naturally, this occurred just at the point where a major solar flare took effect. Also, serious island



coast. At that time we also switched the laptops and the transceivers to our own generators which had originally been only for the amplifiers but could handle the added load and solved the power problems.

Once we were back up at about 11 PM local time Saturday night, we started an unbelievable RTTY run on a wide open 15 meter band to virtually all parts of the world. Even though our antenna was pointing North (i.e. halfway between Europe and the USA) we were able to work South America and the South Pacific with ease. By K8PYD taking an early "nap" and my going without sleeping from 4 AM Saturday morning to 4 AM Sunday morning, we were able to work 350 15 meter RTTY QSOs in the eight hours between 11 PM and 7 AM. This is a 45 QSO per minute continuous rate for an eight hour period to virtually all parts of the world with only two operators, barefoot. At the beginning of the run the USA east was emphasized. This run, combined with the 250 plus QSOs from the initial RTTY startup at about noon on Saturday, meant that the two of us put more than 600 of you in the RTTY logbook in the first 20 hours of RTTY operation from Pratas.

On Sunday morning, Leo and I sat down to review the statistics for the first 600 RTTY QSOs and set our goals for the balance of the operation. We could do this because the bands virtually shut down on Pratas every day between 9 AM and 3 PM. We quickly realized that we only had two general strategy choices. One was to maximize total Qs regardless of bands and how many different stations we worked. Doing this, we believed that we might reach 1200 to 1500 Qs in the three days of operation left. This would allow stations to get a backup QSO on RTTY and another band-country but this could be obtained with an SSB contact which had the DXpedition priority and manning (6 SSB ops and only 4 for CW, RTTY and 80/160).

The other general strategy option was to reach a total of at least 1000 RTTY QSOs and emphasize the USA east of W6-7, where Pratas was badly needed on RTTY. To accomplish this goal we would keep 15 meters as the "primary" band but would jump to a 10 or 20 meter opening to our target area in the states. This strategy was hampered by a switch to give us a different yagi to solve an SSB problem. However, our new yagi was tuned for the 10 meter SSB phone band and had a high SWR at the RTTY frequency. This second strategy was selected and we set goals of 200 more RTTY QSOs on Sunday night, 150 more on Monday, and 100 more on Tuesday would put us over 1000 while still emphasizing the eastern US.

At this point we felt it was worth trying to get WriteLog running on the new laptop. We again were not successful but felt fairly certain that the problem was inadequate audio output from the FT-990 to the TNC or computer. We had solved this problem with the old TNC/old computer with WF1B by tuning the AF gain to max on the FT-990 and not having headphones in parallel. Both K8PYD and I use headphones on RTTY to help fine-tune by signal pitch. We were afraid at this point of the DXpedition to "call Murphy back" by trying to return to the new laptop/software originally envisioned for the operation.

At lunch on Sunday April 9th, the Pratas Island base commander and vice-commander visited us. Both had been extremely helpful to the DXpedition. Unfortunately, the author tried to acknowledge their hospitality by participating in the Taiwanese custom of "kan-pei" (bottoms up on cool 807s)! To those of you who had to copy my lousy first or poor RTTY for a few hours afterwards, I apologize!

Despite this handicap, and more due to K8PYD than the author, we still put more than 360 RTTY QSOs into the log from late afternoon to about 6 AM local time on Monday April 10th. The propagation was not as good the night before. In fact, 15 meters died and I had to switch 20 meters where some duplicate calls, of course, showed up. Leo and I always try to work a second QSO on a different band on RTTY because it is the least certain mode for knowing you have a good QSO so we didn't blame anyone. This did mean that of the 960 Qs to that point, they were probably only with about 850 to 900 different stations. On the other hand, this meant that we could emphasize the eastern half of the US now and not only make our original goal of 1000 QSOs but probably 1200! To this end, I periodically called "USA Only" and whenever a stateside station cracked the European wall, I would immediately call "USA Only" for at least ten minutes. Unfortunately, the propagation was not nearly as good and probably less than 100 of the 360 QSOs that night were with the USA.

At 10:30 AM Monday April 10th, a first occurred. I had nothing to do (no propagation)! In almost five days on the island there had never been a time I wasn't operating RTTY, CW, or SSB (my order of preference) or erecting or fixing something (or screwing something up) or sleeping or eating. I had brought six books with me and I did read two on the 24 hour plus trip over. Boy, was I naïve about time to read! At XR0Y, we had about 16 operators and lots of CW ops although there was only one other RTTY op (HB9BCK). So there you fought for time

but on Pratas we only had four CW ops and two of us had to do all the RTTY as well. In addition, at least two and maybe all three were better than I was on CW. With our CT program, though, I would be competitive with other CW ops Except for Teru-san who is a world-class CW op without a computer to key or log!

On Monday the bands were the deadest they had been during the middle of the day so far. I tried 15 meters about 6 PM. Although too weak for RTTY, I had a good run on CW until about 7:30 PM, when we fired up on RTTY. I was still so tired from Sunday's festivities that I only took a short first shift until 9 PM when Leo took over until 1 AM. He had an excellent European run but few stateside stations. We continued to QRV USA periodically and after any stateside got through the European wall. I took over at 1 AM and the European pileup continued until 3 AM when someone "threw the switch" on 15 meters. It went completely dead in a matter of a few minutes (I even checked the CW portion to verify this). Later we learned this was due to the second significant solar flare of the operation. Since some stations had been having a hard time hearing us, we used the amplifier all of this third day of RTTY operation. We were barefoot the first two days and were only able to run 300 watts with the amp in

**WriteLog for Windows  
with Rttyrite/WinRTTY/AFC**  
**One Package Handles All Your  
CW, SSB, and RTTY Contesting Needs**

**NEW Version 10  
for Windows 95, 98, NT**  
Operate 2 radios with one sound card on RTTY  
and SSB & Perfect CW transmission.

Tired of obsolete DOS logging packages that force you to use special configurations and don't use all of the power of your computer? WriteLog is the first contest logging software designed to fully deliver the convenience and ease of use of Windows 95, 98 & NT.

**WriteLog includes these battle-proven features:**



- Work RTTY using any 16-bit (or better) sound card. No other hardware required! Opt. 2 sound cards and run 4 radios
- Full Radio Control
- Helpful Band Map
- Packet Interface
- Fast Ethernet Networking
- Super Check Partial
- Click and Go Mouse Support
- Perfect Log Submission
- Two Radio Support
- Supports All Major Contests in All Modes
- **Only \$75.00**  
Ver 9 users upgrade \$30.

**PLUS These NEW Features:**

- RTTY mode AFC - also known as Autotune
- Audio Compression - now you can save & play back your entire contest, contact by contact, from WAV files on your hard drive — in CW, SSB, RTTY & PSK31 modes — via WAV file compression.
- CW Reader - print CW on screen like in a RTTY contest. We also added multi-channel CW reader capability. With a fast PC (350MHz Pentium or faster) WriteLog will decode CW at 6 different pitches on 2 radios simultaneously. Like having a backup operator looking over your shoulder.

*"WriteLog performed flawlessly for both logging and scoring..." Randy, K5ZD*

**ORDER TODAY!**  
<http://www.writelog.com>  
e-mail: [k5dj@writelog.com](mailto:k5dj@writelog.com)  
**Ron Stailey, K5DJ**  
504 Dove Haven Dr.  
Round Rock, TX 78664-5926  
Tel: (512) 255-5000



order to avoid QRM to the other 5 stations even though they had bandpass filters.

The statistics for the third day were 210 RTTY Qs for a total of 1180 to date. With 600 the first day, 360 the second, and 210 the third, we were seeing a "60% daily saturation rate" (i.e. — as stations needing BQ9 on RTTY worked us, there were less calling the next day since we were essentially only running on one band to maximize different stations in the log and minimize QRM to the other operating positions. A note to those of you who "duped" us on 15 meters: If you only submitted one of your RTTY QSOs on your QSL and you get a "not in the log", resubmit with the other RTTY QSO time. You may have been "duped out" on the second QSO in the computer log.

Using the "60% saturation rate" as a guideline, we projected a maximum of 120 QSOs for Tuesday, our last day of RTTY operation. We set 20 QSOs as an absolute minimum. This would give us a grand total for the four days of RTTY operation of 1200 to 1300 QSOs! This would be quite an accomplishment, given all the obstacles we had to overcome. One factor in whether we would hit 1200 or 1300 was the dinner party we were to attend Tuesday night hosted by Commander Bear and Vice-Commander Lu. This was a mandatory even for us to show our thanks for the enormous amount of help they provided to the operation in manpower, hot meals, and other support. The author wishes to especially thank the Commanders for their kindness and support in regard to my health problems and eating restrictions associated with them.

After the third full day of operation, several things changed in regard to the geographic distribution of the RTTY QSOs. First, and somewhat surprising but rewarding, the

European total surpassed the Asian (mainly JA) with 430 Qs for Europe vs. 390 for Asia. Second, in the USA, the west (W5-7 and 0) edged ahead of the east (W1-4 and 8 and 9) 175 to 170. This would be expected due to propagation. However, we were gratified that our efforts to work extra hard to put the eastern half of the country in the RTTY log had paid off in almost equal total, despite the propagation advantage for the west.

On Tuesday April 11th, our last full day of operation, the bands once again did their mid-day fade. Even though signal levels weren't good enough for RTTY on 15 and 20 meters, 10 and 12 were open and I worked CW on both, running my CW total for the week up to about 2000. I was "forced" to work some SSB when needed and worked about 400 on that mode. But, of course, my favorite mode (RTTY) added about 600 QSOs (K8PYD and I about split the RTTY total to date). That meant some 3000 QSOs for me in five days.

At 4 PM local time, BQ9P had to QRT for about three hours for a tour of the island, guided by Vice-Commander Lu. We then had a wonderful meal hosted by Commander Bear. We expressed our appreciation for all their help with the customary "toasts" common in the far east and Russia. The author had to limit the "807s" and especially the excellent Taiwanese liquor this time in order to be ready for the last night of RTTY.

When we got back to the "digital" shack, we were told that we couldn't work 15 meters as usual that night as the SSB crew needed that band for a good USA east coast opening. The only problem was that 20 meters was dead and the yagi for the digital shack had too high an SWR for 10 meters. I took the first shift and K8PYD hit the sack. I had only two stations in a half an hour (a JA and an HL) and

was falling asleep at the keyboard when W5BBR appeared on the screen. He was soon followed by Mike, W5ZPA, and W5FKX. This started a two hour run to the USA in which I worked about 100 stations almost one a minute. There were only a few W6s and W7s so this opening really helped our goal of providing a new one on RTTY for those of you east of the Mississippi. This was one of the best long-distance RTTY DX runs I have ever been on either side of.

After a two hour "nap", K8PYD came in to take over the pileup. Unfortunately propagation was just starting to change. I looked over his shoulder and saw Europe and the west coast coming in more than the east coast. I went to bed. It seemed like I had just fallen asleep when I felt someone shaking me. Still groggy, I wasn't yet fully awake. Leo explained that he needed me ASAP. He had accidentally hit a wrong key and lost the computer log for the last three hours! We normally saved the log to a floppy every hour or less or used "autosave" but the island power was erratic and even our generators went out from time to time. With the computer we were using, if power went off and quickly back on with a non-system disk in the A: drive, the computer would lock up and it would take hours to reboot and fix it.

We tried everything to recover the lost three-hour period of the log, which probably had about 120 QSOs in it. The "Recycle Bin" was no help nor was anything we tried. Since we always saved the log after every operating session, the first 1200 QSOs were safe, but we had to find the last 120. If worse came to worse, we believed one of our "expert hacker" friends stateside could recover them so we stopped "playing around" with the computer. The problem also wiped the RTTY program as well as the log file so we were QRT on RTTY at 00:15 local time (16:15 UTC) on April 12th.

While our memories were still fresh, I suggested that we sit down and list all the calls we were sure that we worked in the lost period. This is easier than might be thought in the tight-knit RTTY DXer fraternity where you see the same calls frequently in pileups in the narrow RTTY portion of the bands. Using this method, we "reconstructed" a substantial number of the lost call signs, just in case. When we got back home our friend did help us in recovering the lost portion of the log.

Wednesday April 12th was dedicated to tearing down and packing all but two stations/antennas. The entire digital and low band capability was shutdown, leaving only two SSB stations on the air on Wednesday night.



## RTTY Journal

CD-ROM Archives

available at: [www.rttyjournal.com](http://www.rttyjournal.com)

- Archive Disc 1 (1953 - 1962)**
- Archive Disc 2 (1963 - 1972)**
- Archive Disc 3 (1973 - 1977)**
- Archive Disc 4 (1978 - 1982)**

(Archive Disc 3 also includes 2 RTTY handbooks, 1953 RTTY index, 1956 and 1958 Call Books)

\$15 each for subscribers  
\$20 each for non-subscribers  
Prices do not include shipping

### Contact:

The New RTTY Journal  
P.O. Box 236  
Champaign, IL 61824-0236  
Phone: 217-367-7373  
FAX: 217-367-1701  
[sales@rttyjournal.com](mailto:sales@rttyjournal.com)

Special Thanks to Don Warburg, WA6HNC; Charles Prindle, W6JOX; Neil Friedman, N3DF; Dale Sinner, W6IWO; Bob Boyd, W1VXV; for donations and loans of well kept RTTY Journals.

"Good morning!" I woke and looked at my watch. It was 5:30 AM and Bruce, BV2KI, was waking us on our last day on Pratas to tear down the last two Force 12 C3S antennas. The BV part of the team packed up the stations and associated equipment while the USA part worked on the yagis. Not only did these Force 12 antennas work perfectly on the air, they are a dream to setup and tear down — perfect for a DXpedition. One tip to those of you who might want to consider taking them on a DXpedition: K8PYD found out that these antennas work fine for such a short time without using a riveting tool. Simply put the rivets in the holes to connect pieces of the elements and the put good quality electrical tape through the ends of the rivets and wrap it around the elements several times. Whatever slight SWR effect these "mini-radiators" on the elements might have is far more than offset by the hours and hours of time saved erecting and tearing down the antennas and the rivets are reusable! We have used this trick successfully on a number of DXpeditions.

Randy, W9ZR, did make a good suggested modification. He suggested cutting off the ends of the rivets on installation so that there was just enough left to be able to pull the rivets out by hand on teardown. This would also make it easier to tape the rivets in place on setup.

Overall, how did we do on BQ9P in one week of operation? We made more than 31,000 QSOs in less than seven full days of operation. Roughly half on CW and half on SSB plus more than 1300 RTTY QSOs. While the final statistics still are to be reviewed, we believe that almost 1200 different stations were worked out of the 1300 total QSOs.

The return flight from Pratas to Kaohsiung was a chartered commercial prop flight carrying a lot of happy military people home to leave in Taiwan, as well as a lot of happy DXers. We connected at Kaohsiung for the flight back to Taipei, arriving around 3 PM Thursday, April 13th. Teru-san, JA1JG, Jimmy, BV4AS, and Bruce BV2KI, went with us on the flight to Taipei. We had to say goodbye to the team organizer Paul, BV4FH, Sky, BV8BC, Wang, BV5CR, and Johnson, BV4DP, at the airport in Kaohsiung. We said goodbye to the team leader Jimmy, BV4AS, Bruce and Teru-san at the airport in Taipei.

The stateside crew arrived at the domestic airport in Taipei. The three of us had to take two taxis to the Chang Kai-shek Hotel at the international airport of the same name because of all the RTTY equipment, two amplifiers and personal luggage we were carrying

Once again, the ham fraternity helped out. Paul, BV4FH, had called ahead to Yuki, BV3BV, who was one of the managers of the hotel. He arranged for a special rate for the rooms and answered all our questions about touring, shopping and eating the next day in Taipei. Thanks to Yuki and the hotel for their consideration.

That night we had our first regular hot shower, real bed and American food in well over a week. It was terrific! The next day was spent sleeping in, in the morning, and touring and shopping in the afternoon. Some very nice gifts were purchased to thank the XYLs for allowing us to go on this trip. Leo, K8PYD, is not married so he bought gifts for his friends. That is why he is so often found on one or two-man DXpeditions, frequently with WB8YJF or myself. Leo has made dozens of these trips to give a new one to the deserving and is well known around the world as Poppa Yankee David.

Saturday morning April 15th (hope I remembered to file all my tax returns) we awoke at 6:30 AM to get to the airport for our twenty-plus hour trip back to Columbus, Ohio. This is four hours shorter than the trip over due to tailwinds and connection times. However, we only had a 50 minute connection time between the Taipei to Tokyo flight and the Tokyo to Minneapolis one and we were a little worried about that! It turned out that we had nothing to worry about. We made all our connections and arrived home safely, very tired but very happy on Saturday evening April 15, 2000.

The author would like to thank all of the BQ9P team, and especially our leader Jimmy, BV4AS and our organizer Paul Pai, BV4FH for a wonderful adventure. Thanks go to all the other DXers mentioned in this article who helped in one way or another. Also thanks again to Commander Bear and Vice-Commander Lu on Pratas Island. The QSLs should go to Steve Wheatley, KU9C, who is a dedicated DXer himself and one heck of a good QSL Manager!



**ERRATA:** On page nine of the June issue (Volume 48, Number 2), Vitor de Santos, PY2N (shown here with Dale Sinner, W6IWO) was misnamed Victor Santos. Photo courtesy of Bill Hellman, NA2M

## Pratas Facts

- Pratas Island is the gateway to the Taiwan Strait and the Bashi Canal, making it a strategic military position.
- Pratas is the only above-water island in the Pratas Islands, an archipelago of coral atolls.
- The island has a total land area of 1.74 square kilometers, and has a subtropical climate, making it quite warm.
- Salt and minerals are abundant in the areas around Pratas, and the island is a good spot for fishing.
- There are over 600 species of fish and 300 species of coral in the waters around Pratas. This makes the island a prime location for recreational diving and marine biology studies.
- The island is also known as 'Moon Island' because of its horseshoe shape.

## RCKRtty

For Windows 95/98/NT

RTTY, PSK31, Pactor, AMTOR, and CW

- Normal QSO and Full Contest operation in all modes with one package
- RCKRtty supports major RTTY, PSK31, CW, and SSB contests
- Supported TNCs: SCS-PTC, AEA-x, KAM-x, MFJ-x, DSPCOM, HAL-Dx
- Radio Control: Kenwood, ICOM, Yaesu
- Packet-Radio for DX-Cluster in same window.
- Multilingual versions: English, Italian, Spanish, German, Dutch, Czech, Russian, Ukrainian, French
- Uses "friend.ini", "master.cal", "cty.dat"
- Powerful logging functions (edit, search, export...)
- Call, DXCC, State, CQ Zone, ITU Zone, WPX, and IOTA detection with automatic insertion
- Full contest operation with mouse
- Generate all contest reports
- Contest realtime QSO rates and other statistics
- Extensive documentation and Windows® help file
- Free updates on the Internet
- E-mail reflector
- Many more features, write or e-mail for full details

Walter Dallmeier, DL4RCK

Odenwaldstrasse 4

D-93173 Wenzelbach, Germany

FAX: +49 9407 957139

e-mail: dl4rck@rckrty.de

<http://www.rckrty.de>

Standard  
\$30

Ordering info  
on the website

Contest  
\$45



# 2000 CQ/RJ World-Wide RTTY DX Contest

September 23-24, 2000 — 0000 UTC Saturday to 2400 Sunday

Sponsored by CQ Magazine and The New RTTY Journal

**I. Announcing:** The 13th annual CQ/RJ WW RTTY DX Contest.

**II. Objective:** For amateurs around the world to contact other amateurs in as many CQ Zones and countries as possible using the digital modes.

**III. Contest Period:** 0000 UTC September 23 to 2400 UTC September 24, 2000.

Note: The total contest period is 48 hours. All stations and operator classes may operate the entire 48-hour period; there are no required off time periods for any entries.

**IV. Operator Classes:** There is a High Power category (greater than 150 watts) and a Low Power category (less than 150 watts). Only Single Operator All Band and Multi-Op Single Transmitter entries are eligible to enter the High or Low Power category. Enter one or the other, and so note on your log. Single Band entries, Single Operator Assisted, and Multi-Multi entries are not eligible to enter the High or Low Power category.

**1. Single Op, All Band and Single Band.** One person performs all operating and logging functions. Use of spotting nets, DX Alert Packet systems, telephone, the internet, etc., is not permitted.

**2. Single Op Assisted, All Band Only.** One person performs all operating and logging functions. The use of DX spotting nets or any other form of DX alerting assistance is allowed. The operator can change bands at any time. Single operator stations are allowed only one transmitted signal at any given time.

**3. Multi-Op, Single Transmitter.** All band entry only. More than one person operates, logs, checks for duplicates, use of a spotting net, etc.

a. Only one (1) transmitter and one (1) band permitted during the same time period (defined as ten [10] minutes). Once the station has begun operation on a given band, it must stay on that band for 10 minutes; listening time counts as operating time.

Exception: One and only one other band may be used during the same time period if and only if the station worked is a new multiplier. Logs found in violation of the 10-minute rule automatically will be reclassified as multi-multi to reflect their actual status.

**4. Multi-Op, Multi-Transmitter.** All band entry only. No limit to the number of transmitters, but only one (1) signal per band permitted.

a. All transmitters must be located within a 500 meter diameter or within the property limits of the station licensee's address, whichever is greater. The antennas must physically be connected by wires to the transmitter.

**V. Entry Categories:** Single Operators may enter as (a) All Band High Power or Low Power; (b) Single Band; or (c) Single Operator Assisted All Band.

Multi-Operators may enter as (a) Multi-Op Single Transmitter, High Power or Low Power, All Band; or (b) Multi-Op Multi-Transmitter, All Band.

**VI. Modes:** Contacts may be made using Baudot, ASCII, AMTOR, PACTOR (FEC & ARQ), CLOVER, and Packet (no unattended operation or contacts through gateways or digipeaters).

**VII. Bands:** 80, 40, 20, 15, and 10 meters.

**VIII. Valid Contacts:** A given station may be contacted only once per band regardless of the digital mode employed. Additional contacts are allowed with the same station on each of the other bands as well.

**IX. Exchange:** Stations within the 48 continental United States and the 13 Canadian areas must transmit RST, State or VE area, and CQ Zone number. All other stations must transmit RST and CQ Zone number.

**X. Countries:** The ARRL and WAE country lists will be used.

Note: The USA and Canada count as country multipliers. Example: The first US State and Canadian area you work not only count as a multiplier for the state or area, but also count as a country multiplier for each band.

**XI. QSO Points:** One (1) QSO point for contacts within your own country. Two (2) QSO points for contacts outside your own country but within your own continent. Three (3) QSO points for contacts outside your own continent.

**XII. Multiplier Points:** One (1) multiplier point for each US state (48) and each Canadian area (13) on each band. One (1)

multiplier point for each DX country in the ARRL and/or WAE lists on each band. Note: KL7 and KH6 are country multipliers only and not state multipliers. One (1) multiplier point for each CQ Zone worked on each band. Maximum of 40 Zones per band.

Note: Canadian areas are VO1, VO2, VE1 NB, VE1 NS, VE1 PEI, VE2, VE3, VE4, VE5, VE6, VE7, VE8 NWT, and VY Yukon.

**XIII. Final Score:** Total QSO points times the total multipliers equals the total claimed score.

**XIV. Contest Entries and Logging Instructions:** CQ WW RTTY DX logs and forms should be used to facilitate scoring and checking. All logs must show:

1. Times in UTC.
2. All sent and received exchanges are to be logged (callsign, RST, Zone, country, State/VE, points claimed).
3. Indicate State/VE area, Zone, and Country Multiplier only the first time they are worked on each band.
4. Use a separate log sheet for each band.
5. A check list of duplicate contacts for each band (dupe sheet). Logs must be checked for duplicate contacts, correct QSO points, and multipliers. Submitted logs must show duplicate contacts clearly marked.
6. A multiplier check sheet for each band.
7. An overall summary sheet showing total QSOs, Points, Zones, Countries, and States/VE areas worked.
8. Each entry must be accompanied by a signed declaration that all contest rules and regulations for amateur radio in the country of operation have been observed. Contest forms are available from CQ. Please include a large SASE with two units of US first-class postage or IRCs.
9. Disks: Logs may be sent on disk. Clearly label the outside of the disk with the call, file names, and type of program. All disks must be accompanied by a printed summary sheet, not the entire log.
10. E-mail: Logs may be e-mailed to: <cqwrrtty@kkn.net>.

**XV. Disqualifications:** Operating in an unsportsmanlike manner, manipulating scores or times to achieve a score advantage, or failure to omit duplicate contacts which would reduce the overall score more than 2% are grounds for disqualification. The use of non-amateur means such as telephones, telegrams, the internet, etc., to elicit contacts or multipliers during the contest is unsportsmanlike, and the entry is subject to disqualification. Actions and decisions of the Contest Committee are official and final.

**XVI. Awards:** Plaques will be awarded to the first-place finishers in each of the operator classes. Certificates will be awarded to second and third places. Certificates will be awarded to the first-place finishers in each DXCC country. In countries or sections where returns justify, certificates may be awarded to second and third place. All scores will be published. To be eligible for an award, a Single Operator station must operate a minimum of 12 hours, and a Multi-Operator station a minimum of 18 hours. A Single Band entry is eligible for a single band award only. If a log contains more than one band, it will be judged an all band entry, unless specified otherwise. All certificates and plaques will be issued to the licensee of the station used.

**XVII. Deadline:** All entries must be post-marked no later than December 1, 2000. An extension may be given if requested. Logs should be mailed to: CQ RTTY DX Contest, 25 Newbridge Road, Hicksville, NY 11801 USA (or e-mailed to: <cqwrrtty@kkn.net>).

**XVIII. Plaques (Donors):** Single Operator and Multi-Operator All Band plaques are awarded to the high scorer, either High Power or Low Power, whichever is highest. There are many plaques available for sponsorship. If you are interested, contact CQ RTTY Contest, 25 Newbridge Road, Hicksville, NY 11801 (e-mail: <cqmagazine@aol.com>).

#### Single Operator, All Band, High Power

World: Nick Smith, W4GKM  
NA: TG9VT Memorial by K1RY & W2JGR  
Europe: HAL Communications Corp.  
Asia: Don Busick, K5AAD  
Africa: Doug Faunt, N6TQS  
USA: John (Bob) Orton, WA6BOB

#### Single Operator, All Band, Low Power

World: Amateur Radio Trader  
NA: Dick Stevens, N1RCT

SA: Doug Faunt, N6TQS  
Europe: Don Hill, AA5AU  
Asia: Bruce D. Lee, KD6WW  
Oceania: Dave Barr, K2YG  
Africa: Bill Gallier, W4WX  
USA: The New RTTY Journal

#### Single Operator Assisted

World: CQ Magazine  
NA: Barry Kutner, W2UP  
Europe: The New RTTY Journal  
Asia: ICDXA  
Africa: John Fleming, WA9ALS  
SA: Great Lakes DX and Contest Club (K9PXV)  
USA: RTTY by WF1B

#### Single Operator, Single Band

3.5 MHz: Neal Campbell, K3NC/ON9CNC  
7.0 MHz: Tri-County DX Association  
14 MHz: Kunihiko Fujii, JH1QDB  
21 MHz: Denis Catalano, W4DC & Mike Trowbridge, KA4RRU  
28 MHz: N1JJ, Johnson Joules Contest Club

#### Multi-Op, Single Transmitter, High Power

World: Amateur Radio Trader  
NA: Larry Lindblom, W0ETC  
USA: Bob Brehm, AK6R  
Europe: Rodrigo Isola Tarikian, PY2KC/PW2C  
Asia: Tom Moore, WB8RPK

#### Multi-Op, Single Transmitter, Low Power

World: HAL Communications Corp.  
NA: Jim Mortensen, N2HOS  
Oceania: Sam Leslie, W4PK  
SA: Tom Morton, K6CT  
Europe: Euraf Communications, Benin (by Peter Schulze, TY1PS)  
USA: WriteLog for Windows

#### Multi-Op, Multi-Transmitter

World: CQ Magazine  
NA: The New RTTY Journal  
Europe: The W3LPL RTTY Contest Group

## California Run Award Withdrawal

In the June issue of The New RTTY Journal, I announced the California Run Award. However, it now appears I did not have proper authorization. So, until I receive authorization, I am withdrawing the offer of this award. Please accept my apologies for this oversight.

— 73, Dale, W6IWO

## DXpedition Announcement

The Bavarian Contest Club (BCC) will be operating again as CN8WW from Morocco in the CQ WW Contests. We will be a Multi-Multi team so there is a very good chance to work CN on all bands from 160 to 10m, for which we kindly ask you.

Please work us again, even if you worked us in the past and now have received your QSL card. There will be a new picture QSL card for the upcoming activities. Work us on five or six bands and receive a special QSL card to honor your high performance.

CQWW Contest SSB (Oct. 28-29, 2000):  
QRG's (+/- QRM): 1.840 / 3.799 / 7.099  
/ 14.255 / 21.355 / 28.455 kHz

CQWW Contest CW (Nov. 25-26, 2000):  
QRG's (+/- QRM): 1.833 / 3.503 / 7.003  
/ 14.033 / 21.033 / 28.033 kHz

Before and after the contest we will operate as 5C8M in CW, SSB, RTTY on 6m and also on the WARC bands. More information about the DXpedition at: <http://www.dl6fbl.de/cn8ww/>

QSL cards for CN8WW and 5C8M go via DL6FBL (buro or direct):

Bernd Och  
Christian-Wirth-Str. 18  
D-36043 Fulda  
Germany



# Updating Your Windows Software

Joe Wittmer, KB9SIZ  
jwittmer@rttyjournal.com

Updating Windows 95, 98 (95B, 95C, 98 SE, and ME, NT, Windows 2000...) software in the shack off the Internet is very frustrating for many of our group. I am going to make my best attempt to help steer you in the right direction. Maybe you will be at the very least more comfortable in asking questions when you need some help. For those of you who are "Windows experts" please realize that Windows is not as easy for others as it is for you. Many in the RTTY group have extraordinary skills in electronics and are great RTTY ops, but are just not as computer literate. For the many of us who just want to run DOS programs because they work and "make sense" then GREAT! For others of us who really want to learn how to download software, manage compressed files, and install software but are just having trouble finding the time or interest, lets get started.

One of the obstacles for someone trying to learn the basics in Windows is that it is just not intuitive for some people. If you, too, have kids or grandkids that can show you the ropes when it comes to sitting in front of a Windows screen you're not alone. My daughter who just turned three can turn the PC on, jump in the chair, and run her favorite Blue's Clues program with a couple clicks. Other kids in the family spend hours chatting to sports friends in different cities around the country, downloading free games off the Internet, and e-mailing friends to gossip at junior high. For them it is easy... But, get them in front of your favorite DOS program and watch them wiggle.

First, it is not easy to break old habits. While you can certainly break your Windows system in short order you probably won't. Just don't do what I did with my first Windows system and start deleting all those files you were certain you didn't need off the C: drive. Don't laugh... I thought you could do that. For those of you who decided to take the leap with Windows 3.1 you'll remember that you got by deleting, moving, and updating software without much harm to the system. It still made some sense and the command line was not far away if you needed to do some real work. Well, leave that idea behind you. You either CAN'T do that anymore, or you need

to learn how to restore your Windows Operating System.

One of the biggest gripes I have heard recently is there is no ONE way of doing anything. And, YOU'RE RIGHT! Besides just being able to navigate through Windows in multiple ways, each application can have it's own way of installing or updating on your PC. Some programs require you to uninstall before reinstalling. Other programs will require you run a new setup program without uninstalling the old software (called patching). And still yet, some software is a single executable file (with maybe a few support files).

## Getting Started

Getting started is probably the most difficult part. And, to make things simpler for yourself, try thinking about getting new software off the Internet as three separate tasks:

1. Downloading software
2. Unzipping files (uncompressing files)
3. Installing Software (running applications)

## Downloading Software

I started to write a simple tutorial on my personal website with a silly.exe program to download. But, like most things on the Internet someone else has already done that and much better than I could have. A quick search on the web revealed the following sites:

Dakota State University:  
<http://support.dsu.edu/files/tutorial>  
Please read the disclaimer.

And a very similar site:  
Quixotic an Internet Service Provider located in El Centro, CA:  
<http://www.quix.net/downld1.htm>

These tutorials provide general information using both Netscape and Internet Explorer. I highly recommend visiting each step and printing it out rather than just clicking back and forth from the tutorial. Also, if you are really new to Windows create a directory on the C: drive (C:\downloads is a good idea) for when you actually get to the part when you start to download you know where you are putting the file ahead of time. Really, this is a

problem for some. Also, note the tutorials do not really cover compressed files, self-extracting files, or "Smart Download" software packages which is probably why I found them most useful as the first step for a beginner.

## Unzipping Files

Unzipping files requires a special application. WinZip is one of the most popular and available as an evaluation version off the Internet at [www.winzip.com](http://www.winzip.com) If you really have no idea what a zip file is then go to [www.winzip.com/aboutzip.htm](http://www.winzip.com/aboutzip.htm) for a great explanation.

If you have never used WinZip, why not download an evaluation copy and play with zipping and unzipping some files on your PC. And, NOT connected to the Internet. Once you are comfortable with how this works, dealing with those zip files you download off the Internet will be a breeze.

Ever wondered how you were ever going to get that 1.5 Meg file on 1.44 Meg floppies. Zip is the way to go. Most zip utilities will allow you to span multiple disks to get the file(s) to another PC.

Also, note that besides zip files on the Internet there are numerous other compressed formats, another of which is in self-extracting format. The difference is that you can execute a self-extracting file and it will automatically create all of the files needed to install or run the software. So why are all software applications on the Internet not self-extracting? One reason is that zip files are so common that it is considered standard practice in the Internet community. Also, some web servers (especially free ones) do not allow executable files on their hard drives for security reasons.

Ok, one last comment about zip files. Windows Millennium Edition provides the zip utility otherwise found only on the Windows 98 plus CD. This is what I use, but it will not allow for spanning floppy disks that I am aware of; I use Ethernet to get around this at home, but that is another topic.

## Installing Software

This is either the easiest step or the most difficult task of installing or updating software. This is true of even software that installs from CDs or floppy disks. So, how do you know what to do?

Hopefully, once you have successfully downloaded a file off of the Internet there is probably an ASCII text file called README or README.TXT that gives you the proper instructions on what to do. If you have paid for support you might want to send an e-mail for technical assistance. Or, if you are really

up to speed you will just know after looking at your files. Most standard Windows programs require you to install them, and this will register them with the Windows Operating System. These programs will normally have a setup.exe program you need to run to install the software to start this install process. Other applications may just have an .exe file you can run from just about anywhere. What's the difference?

Registered Windows applications often share files with other Windows applications and write information to the Windows Registry. There is a lot of information that might be added to the Windows Registry, but at the very least it will help keep track of what shared files your application uses with other applications on the Windows machine. There is usually some type of message for you if the install program tries to update a file that already exists. So that I do not steer you the wrong way you should check the documentation (README) with the software or contact the author for support. But, if you are in a pinch, generally agreeing to whatever the Install software says is OK.

Some programs may completely avoid the Install program altogether and come in a single .exe file or a zip file containing the program and support files. Either way, you will have the ability to run the program without running an Install. This is convenient for programmers who want to avoid causing any problems to the Windows Registry. It is convenient for you as well since you can DELETE this file(s) off your hard drive without harming your system just like the good old days. Thought I said you couldn't do that earlier... I lied. You just might not have known when you could or couldn't do that.

Now you can DELETE those files off as easy as the old DOS days, but what about those programs you ran the install with. Well, as I mentioned the program was registered with the Windows Operating System. Now we have to do just the reverse and unregister it with the Windows Add/Remove Programs.

#### Add / Remove Software

Let's start with the Windows Help. Yes, the Windows Help can really be helpful at times to learn how to administer your machine. You do administer your PC right, not the other way around. To find out about Add/Remove

Properties use the following steps:

1. Click the Start Button
2. Click the Help Item
3. Choose the Index tab and type Add
4. Double Click Add/Remove Programs
5. Choose to Remove a Program
6. Read carefully and click to open the Add/Remove Properties Dialog Box

If you want to skip the help just do this:

1. Click the Start Button
2. Click the Settings Item
3. Click the Control Panel
4. Double Click Add/Remove Programs
5. Click the program
6. Click Add/Remove

The uninstall program will run and will remove all shortcuts from the Start menu.

I hope this was fun for you and you found this somewhat useful. It seems in the world of Windows once you learn what you need to, the rules change to make things "easier" and "more intuitive". Well, at least for my daughter, but maybe not her grandpa. So, if you haven't quite got the hang of it yet take a break and try again later.

— 73, Joe, KB9SIZ

# RTTY by WF1B

## Version 4.5

The most powerful RTTY contesting tool available.

RTTY by WF1B has been proven under battle conditions for nearly a decade.

#### Contests? You're covered!

- > ARRL RTTY Roundup
- > WPX RTTY Contest
- > BARTG RTTY
- > EA WW RTTY
- > SP DX RTTY
- > ANARTS WW RTTY
- > ARI International
- > VOLTA RTTY
- > ARRL Field Day
- > NA QSO Party
- > Russian WW RTTY
- > SARTG Contest
- > CQWW RTTY
- > WAEDC RTTY
- > JARTS RTTY
- > TARA Sprint
- > Internet SprINT
- > Plus DxPediton Mode
- > BARTG RTTY Sprint

#### Hardware? Best around . . .

- > HAL DXP38
- > HAL P38
- > HAL PCI-4000
- > HAL PCI-3000
- > HAL ST-8000
- > HAL DSP 4100
- > PK-232
- > PK-900
- > AEA Generic
- > K6STI "Ritty"
- > K6STI "Bitty"
- > MFJ-1278
- > Kantronics KAM Allmode
- > Kantronics UTU
- > SCS PTC-I & PTC-II
- > Timewave DSP-599ZX
- > AMT-1
- > ALL "old-style" terminal units (e.g. HD3030, IRL1000, etc)

#### Radio control? Yep!

- > All Kenwood Models
- > Most ICOM Models
- > TenTec
- > Yaesu
- ✓ FT-1000D
- ✓ FT-1000MP
- ✓ FT-990
- ✓ FT-920
- ✓ FT-900
- ✓ FT-890

#### Computing Power?

- > 386/16 or faster, Pentium class
- CPU is not required, but will work, of course!
- > 2 MB Ram or more
- > Com1-8, any IRQ
- > DOS, Win 3.1, Win95, Win98

#### Many, More Features!

- ✓ *Advanced callsign detection algorithms*
- ✓ *Pure RTTY!*
- No additives*
- ✓ *Internet:*
  - *Mailing list*
  - *WWW site*
- ✓ *Complete Reports*
- ✓ *Beam headings*
- ✓ *Networking*
- ✓ *Real Time Rates*
- ✓ *Real Time Scoring*
- ✓ *Many, many more features, call, write, or e-mail for full details*

#### Ordering Information:

New Users: The software is \$49.95, including a printed manual (DX add \$5.00 for shipping). Upgrades: For users of Vs. 3, the upgrade cost is only \$15. For Vs. 2.5 and earlier users, the upgrade cost is \$25, including a printed manual. Personal checks drawn on U.S. banks only.



**WYVERN TECHNOLOGY, INC.**

35 Colvintown Road, Coventry, RI 02816-8509

Phone: 401-823-RTTY (7889) FAX: 401-822-0554

e-mail: Sales@wf1b.com www.wf1b.com



# DXP38

## DSP HF Radio Modem

CLOVER-II, RTTY, AMTOR, P-Mode



The **DXP38** is a stand-alone DSP HF Modem featuring a built-in tuning indicator with selectable Crossed X and Center Tuning displays. Multi-screen, menu-driven HAL software for both DOS and Windows (95, 98, NT 4.0) is included with each **DXP38** modem.

Installing the **DXP38** is easy. Connect a standard DB9 serial cable to your PC and three phono cables to your radio, hook up 12 VDC, and install the software. Now you are ready for some serious HF digital communications with sharp DSP filtering and Motorola microprocessor control. You win with the **DXP38**.



### HAL COMMUNICATIONS CORP.

1201 W. Kenyon Road, P.O. Box 365  
Urbana, IL 61801-0365

Phone: (217) 367-7373 FAX: (217) 367-1701  
www.halcomm.com halcomm@halcomm.com