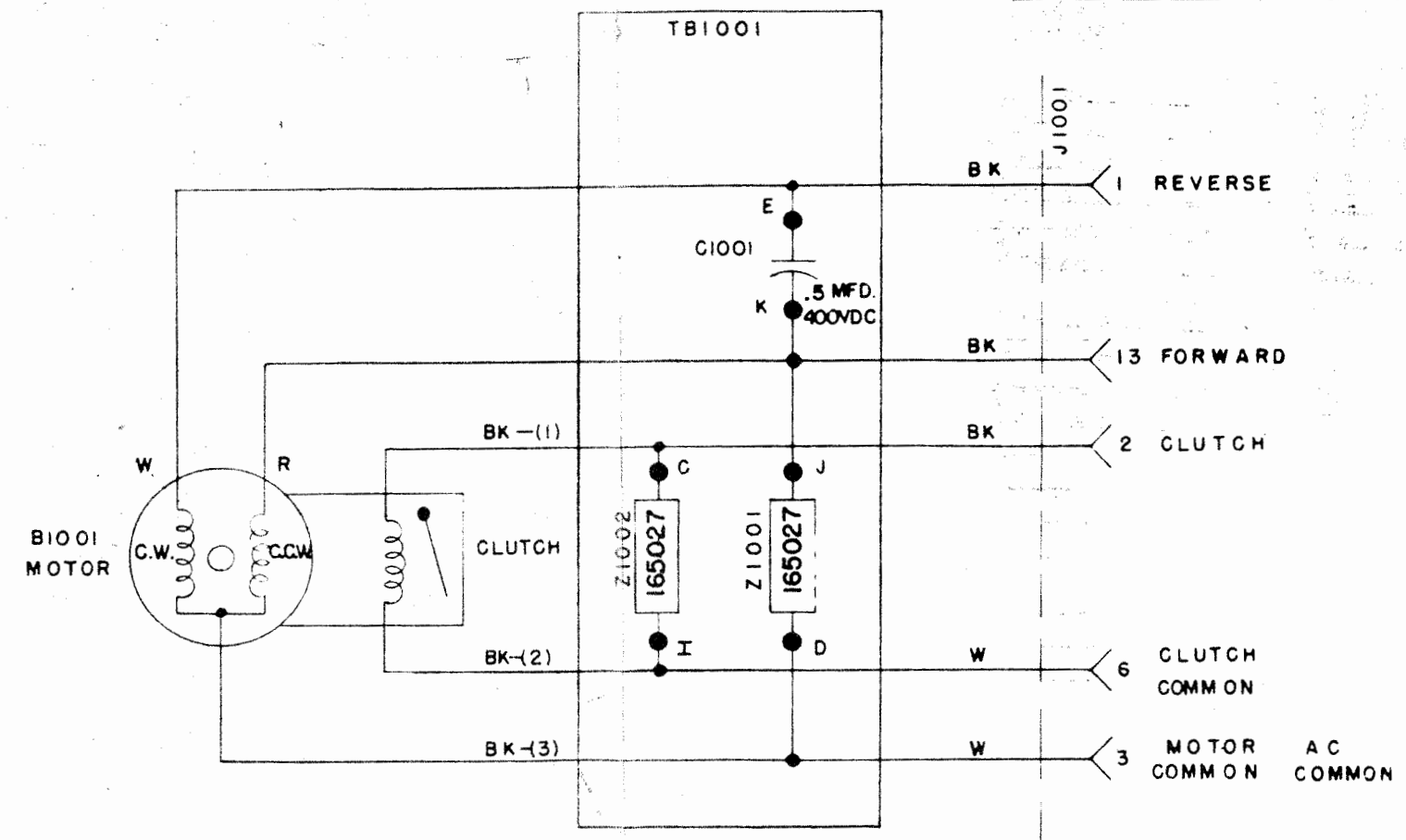
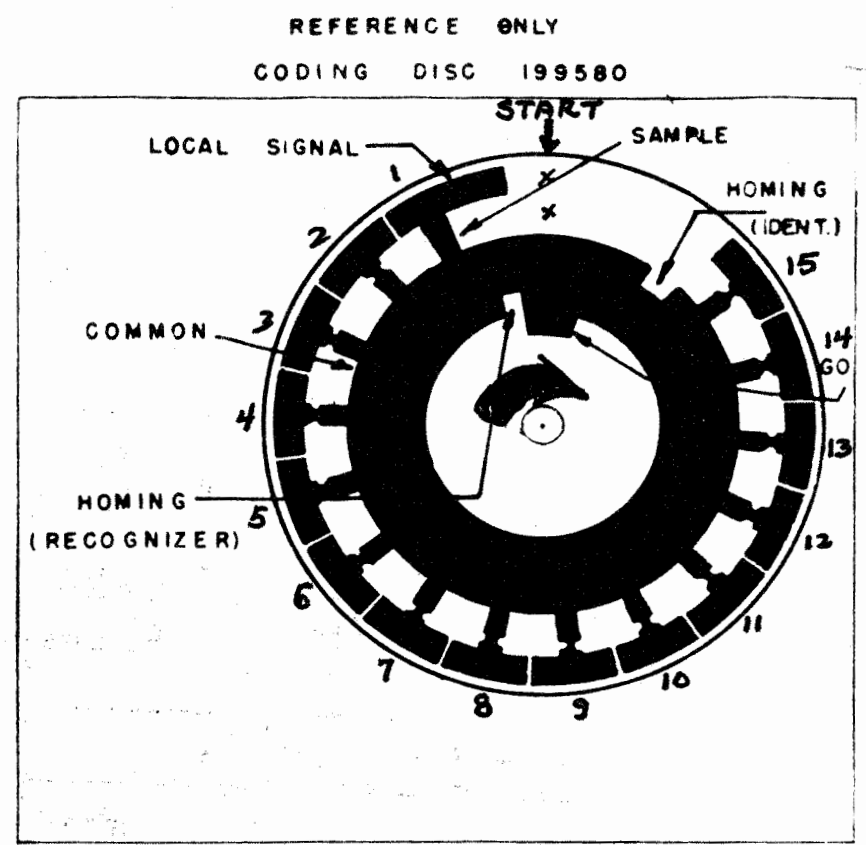
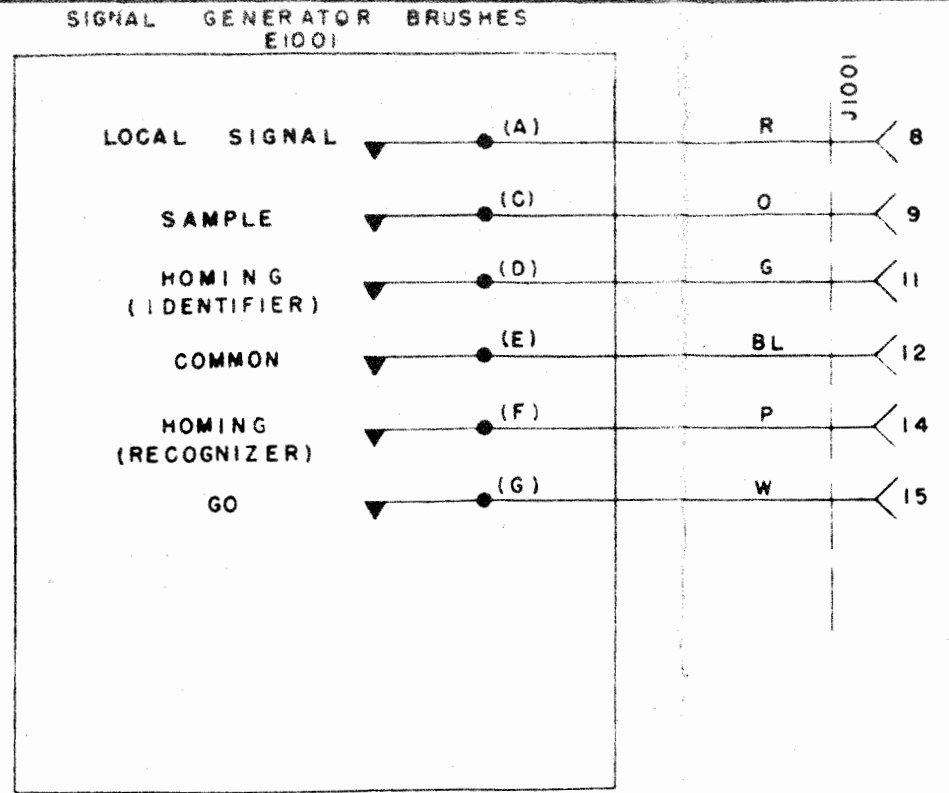


7029 WD

| REVISIONS | | |
|-----------|---------|-----------|
| ISSUE | DATE | AUTH. NO. |
| 2 | 8-18-65 | 87498 |
| 3 | 9-10-65 | 87498-2 |
| 4 | 4-14-69 | 99119 |

- NO. NOTES
- REFER TO 7030WD FOR ACTUAL WIRING DIAGRAM.
 - TERMINAL DESIGNATIONS ENCLOSED IN PARENTHESES ARE NOT MARKED ON THE COMPONENT.
 - INDICATES TERMINAL ON RECEPTACLE J1001.
 - COLOR CODE:
 W - WHITE BK - BLACK
 P - PURPLE R - RED
 O - ORANGE G - GREEN
 BL - BLUE
 - J1001 TERMINAL VOLTAGES MAY VARY WITH APPLICATION AS FOLLOWS
 A - 117 VAC E - -6VDC I - NOT USED
 B - AC COMMON F - -12VDC
 C - +6VDC G - -28VDC
 D - GRD H - -48VDC
- | ASSEMBLY USED ON | TERMINAL | | | | | | | | | |
|------------------|----------|---|---|---|---|----|----|----|----|----|
| | 1 | 2 | 6 | 8 | 9 | 11 | 12 | 13 | 14 | 15 |
| 199552 | I | A | B | G | I | G | G | A | I | I |
| 199555 | I | A | B | G | G | I | G | A | G | G |



SPEC. NO. 608245

SCHEMATIC DIAGRAM FOR SIGNAL GENERATOR ASSEM ASSEM. NO. 199570

APPROVALS

| | |
|--------------------|--------------------|
| D AND R | E OF M |
| <i>[Signature]</i> | <i>[Signature]</i> |

E-NUMBER

PROD. NO. 7029 WD

DATE: 11-16-63

P.D. FILE NO. 1-A148/134AA

DRAWN G.J.M. CHKD *[Signature]*

ENGD. W.R.F. APPD. *[Signature]*

TELETYPE CORPORATION

7029 WD

