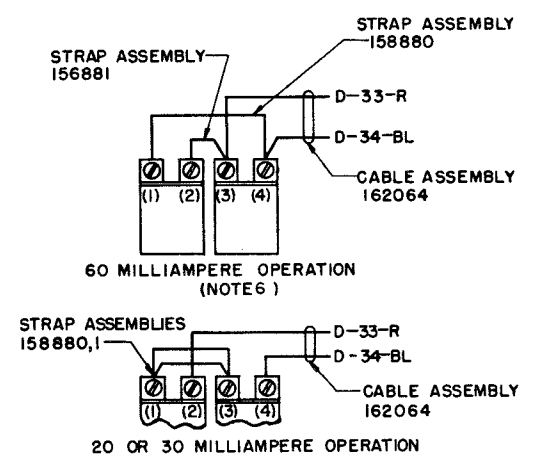


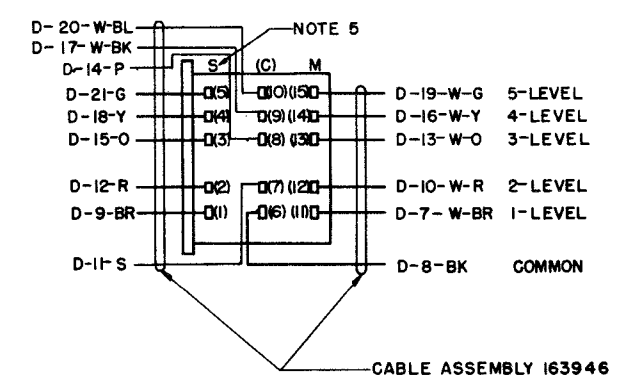
REVISIONS		
ISSUE	DATE	AUTH. NO.
R	1-22-60	27-1894

- NOTES**
- COLOR CODE**  
 BK BLACK G GREEN  
 BR BROWN BL BLUE  
 R RED P PURPLE  
 O ORANGE S SLATE  
 Y YELLOW W WHITE
- WIRING LEGEND**  
 DISTANT TERMINAL AREA  
 DIST. TERM. DESIGNATION  
 WIRE COLOR CODE  
 F-4-W-BL
- TERMINALS DESIGNATED IN PARENTHESIS ARE NOT MARKED ON COMPONENTS.
- TERMINALS ON CONNECTOR SHOWN AS VIEWED FROM SOLDER END.
- WHEN THE REPERFORATOR IS IN THE STOP (IDLE) POSITION:  
 a THE SPACING (S) SIDE OF THE CODE READING CONTACTS ARE CLOSED.  
 b THE CONTACTS NEAREST THE MOUNTING BRACKET OF THE AUXILIARY CONTACTS ARE CLOSED.
- UNITS AS SHIPPED FROM FACTORY ARE WIRED FOR 60 MA. OPERATION.

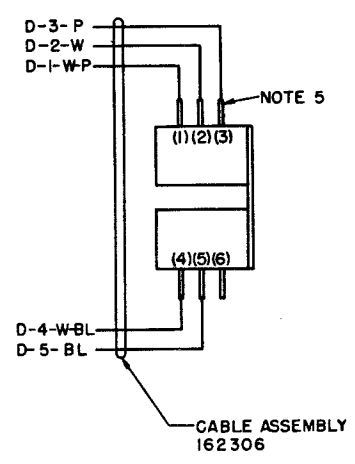
**A**  
SELECTOR MAGNETS



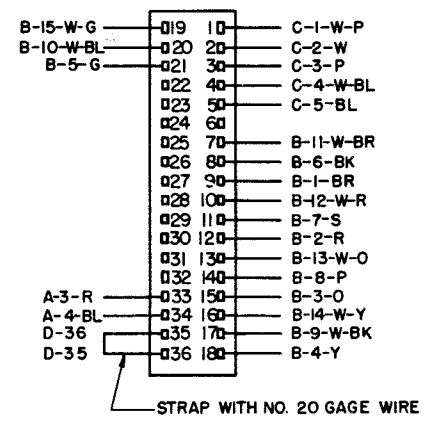
**B**  
CODE READING CONTACTS



**C**  
AUXILIARY CONTACTS



**D**  
36-POINT CONNECTOR



RTTY ELECTRONICS  
 TELETYPE=Sales-Service-Parts  
 PO Box 20101 El Sobrante, Ca.  
 94820. (510)222-3102  
 mr\_rtty@pacbell.net

**APPROVALS**

D AND R E OF M

E-NUMBER

PROD. NO. 3756 WD

ACTUAL WIRING DIAGRAM FOR MODEL 28 TYPING REPERFORATOR LPR 25

28F

DATE: 8-28-58

P.D. FILE NO. 3-866-228A

DRAWN: E.M. CHND

ENGR: J.R.L. APPS

TELETYPE CORPORATION

3756 WD