


| REVISIONS | | |
|-----------|----------|-----------|
| ISSUE | DATE | AUTH. NO. |
| 2 | 1-14-64 | 79374 |
| 3 | 4-7-64 | 79849 |
| 4 | 7-7-64 | 82103 |
| 5 | 8-31-64 | 82490 |
| 6 | 10-14-64 | 83655 |
| 7 | 11-17-64 | 83662 |
| 8 | 1-11-65 | 84872 |
| 9 | 2-12-65 | 84884 |
| 10 | 2-19-65 | 83668 |
| 11 | 7-26-65 | 88146 |
| 12 | 7-29-65 | 87302 |



RITTY ELECTRONICS
 TELETYPE=Sales-Service-Parts
 PO Box 20101 El Sobrante, Ca.
 94820. (510)222-3102
 mr_rtty@pacbell.net

ACTUAL WIRING DIAGRAM FOR XMTR. START CODE GENERATOR ROW 2

ASSEM. NO. 193001

APPROVALS

| | |
|---------|--------|
| D AND R | E OF M |
|---------|--------|

E-NUMBER

PROD. NO. 5750 WD

DATE 8-23-63

P.D. FILE NO. 33-A25AA

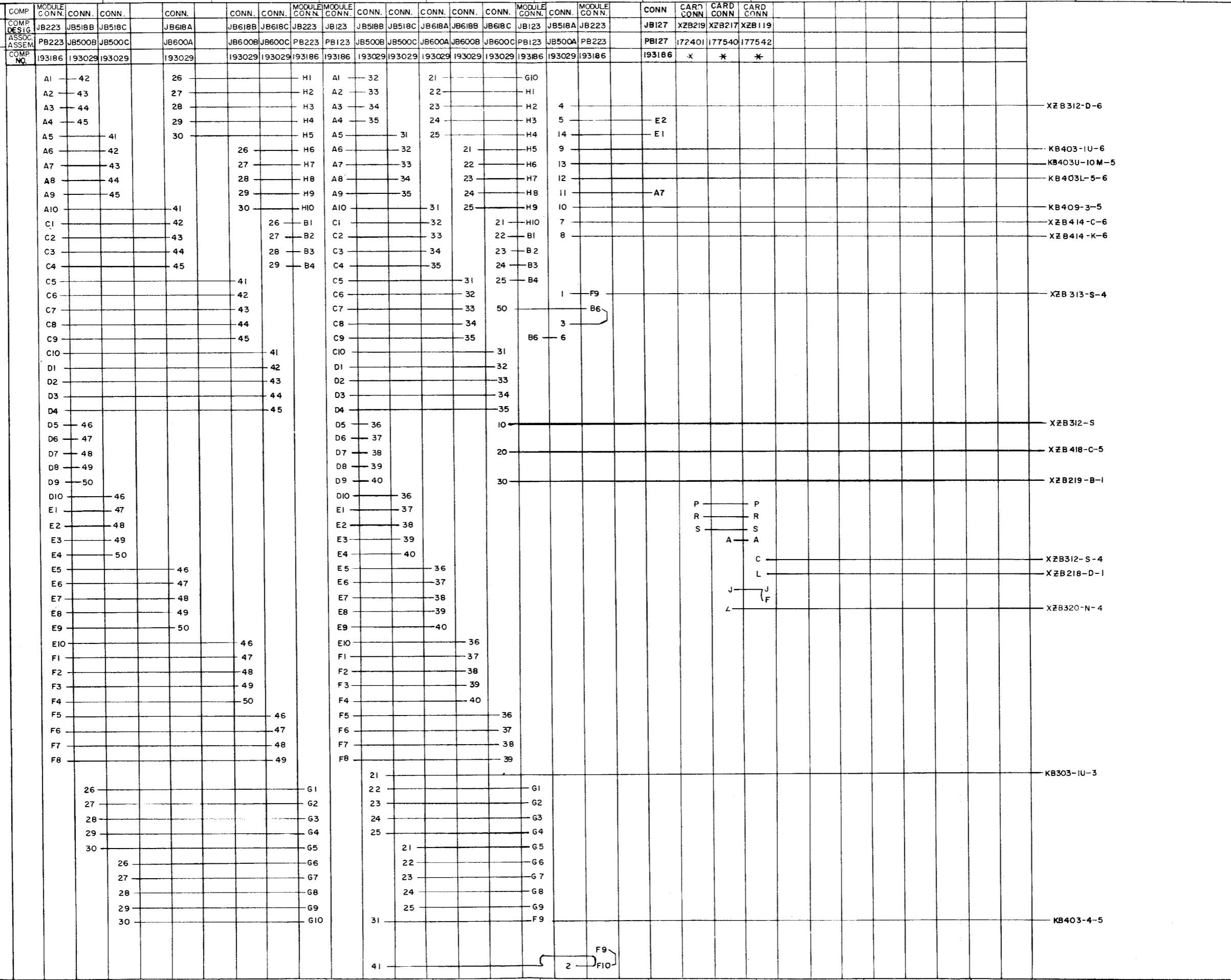
DRAWN H.D.S. CHKD. [Signature]

ENGD S.P. APPD. [Signature]

TELETYPE CORPORATION

| REVISIONS | | |
|-----------|---------|-----------|
| ISSUE | DATE | AUTH. NO. |
| 2 | 1-14-64 | 79374 |
| 3 | 4-7-64 | 79849 |
| 4 | 8-31-64 | 82490 |
| 5 | 1-1-65 | 84872 |
| 6 | 4-10-65 | 86234 |
| 7 | 7-26-65 | 88146 |
| 8 | 9-1-65 | 88146-1 |

NO. NOTES
REFER TO SHEET 6 OF 6 SHEETS FOR NOTES



SHEET 2 OF 6 SHEETS
ACTUAL WIRING DIAGRAM FOR
XMTR. START CODE GENERATOR

ASSEM. NO. 193001

APPROVALS
D AND R E OF M

E-NUMBER
PROD. NO. 5750 WD

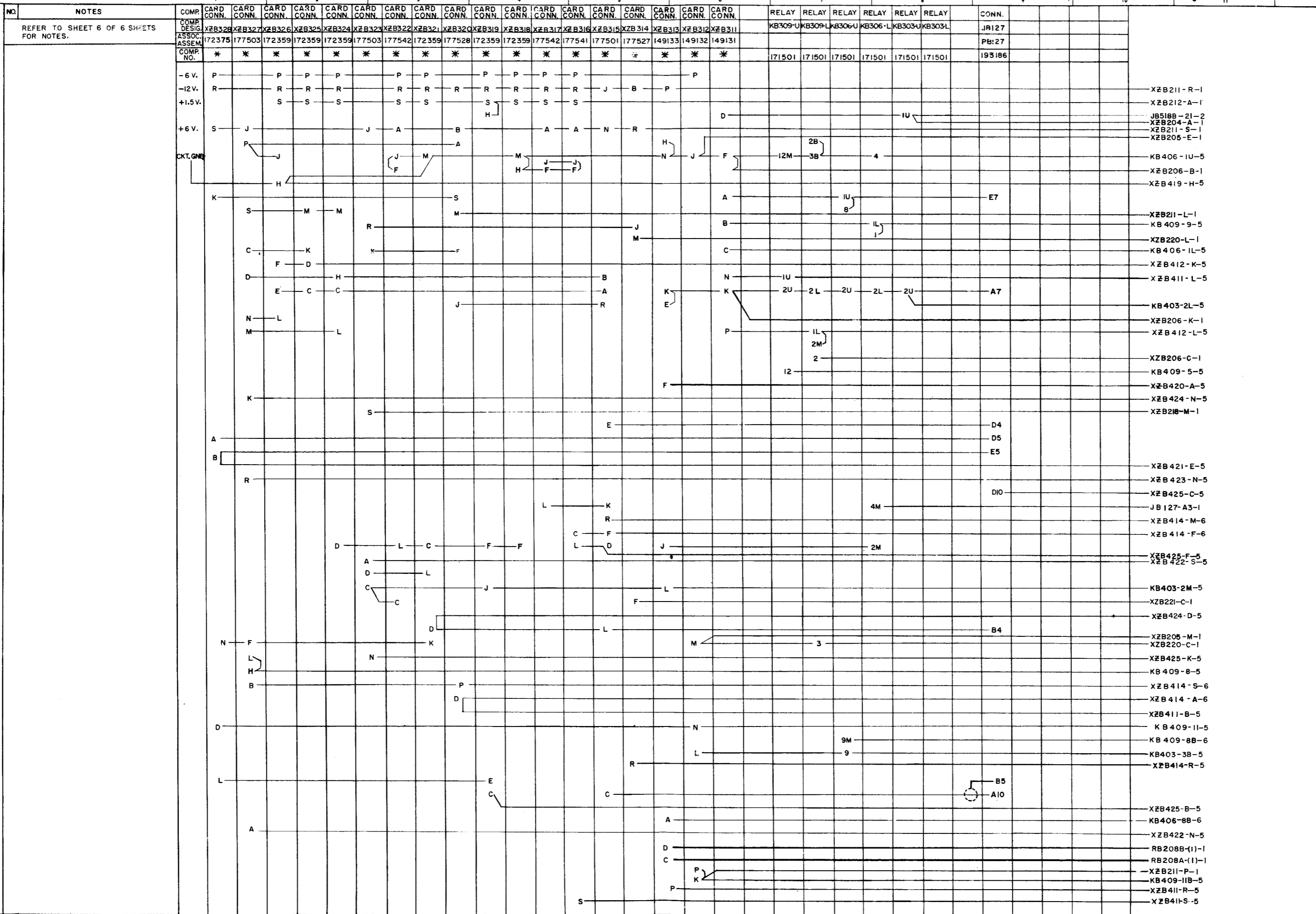
DATE 8-13-63
P.D. FILE NO. 33-A25AA

DRAWN C.G. CHKD. [Signature]
ENGD. S.P. APPD. [Signature]

TELETYPE CORPORATION

5750 WD

| REVISIONS | | |
|-----------|----------|-----------|
| ISSUE | DATE | AUTH. NO. |
| 2 | 1-14-64 | 79374 |
| 3 | 4-7-64 | 79849 |
| 4 | 7-7-64 | 82103 |
| 5 | 8-31-64 | 82490 |
| 6 | 10-14-64 | 83665 |
| 7 | 11-17-64 | 83662 |
| 8 | 7-26-65 | 88146 |



- XZB211-R-1
- XZB212-A-1
- JB5188-21-2
- XZB204-A-1
- XZB211-S-1
- XZB205-E-1
- KB406-IU-5
- XZB206-B-1
- XZB419-H-5
- E7
- XZB211-L-1
- KB409-9-5
- XZB220-L-1
- KB406-1L-5
- XZB412-K-5
- XZB411-L-5
- KB403-2L-5
- XZB206-K-1
- XZB412-L-5
- XZB206-C-1
- KB409-5-5
- XZB420-A-5
- XZB424-N-5
- XZB218-M-1
- D4
- D5
- E5
- XZB421-E-5
- XZB423-N-5
- XZB425-C-5
- D10
- JB127-A3-1
- XZB414-M-6
- XZB414-F-6
- XZB425-F-5
- XZB422-S-5
- KB403-2M-5
- XZB221-C-1
- XZB424-D-5
- B4
- XZB205-M-1
- XZB220-C-1
- XZB425-K-5
- KB409-8-5
- XZB414-S-6
- XZB414-A-6
- XZB411-B-5
- KB409-11-5
- KB409-8B-6
- KB403-3B-5
- XZB414-R-5
- B5
- A10
- XZB425-B-5
- KB406-8B-6
- XZB422-N-5
- RB208B-(1)-1
- RB208A-(1)-1
- XZB211-P-1
- KB409-11B-5
- XZB411-R-5
- XZB411-S-5

SHEET 3 OF 6 SHEETS

ACTUAL WIRING DIAGRAM FOR XMTR START (DE) GENERATOR

ASSEMBLY NO. 193001 ROW 3

APPROVALS

| | |
|---------|--------|
| D AND R | E OF M |
|---------|--------|

E-NUMBER

PROD. NO. 5750 WD

DATE 7-3-63

P.D. FILE NO. 33-A25AA

DRAWN C.G. CHKD. S.P.

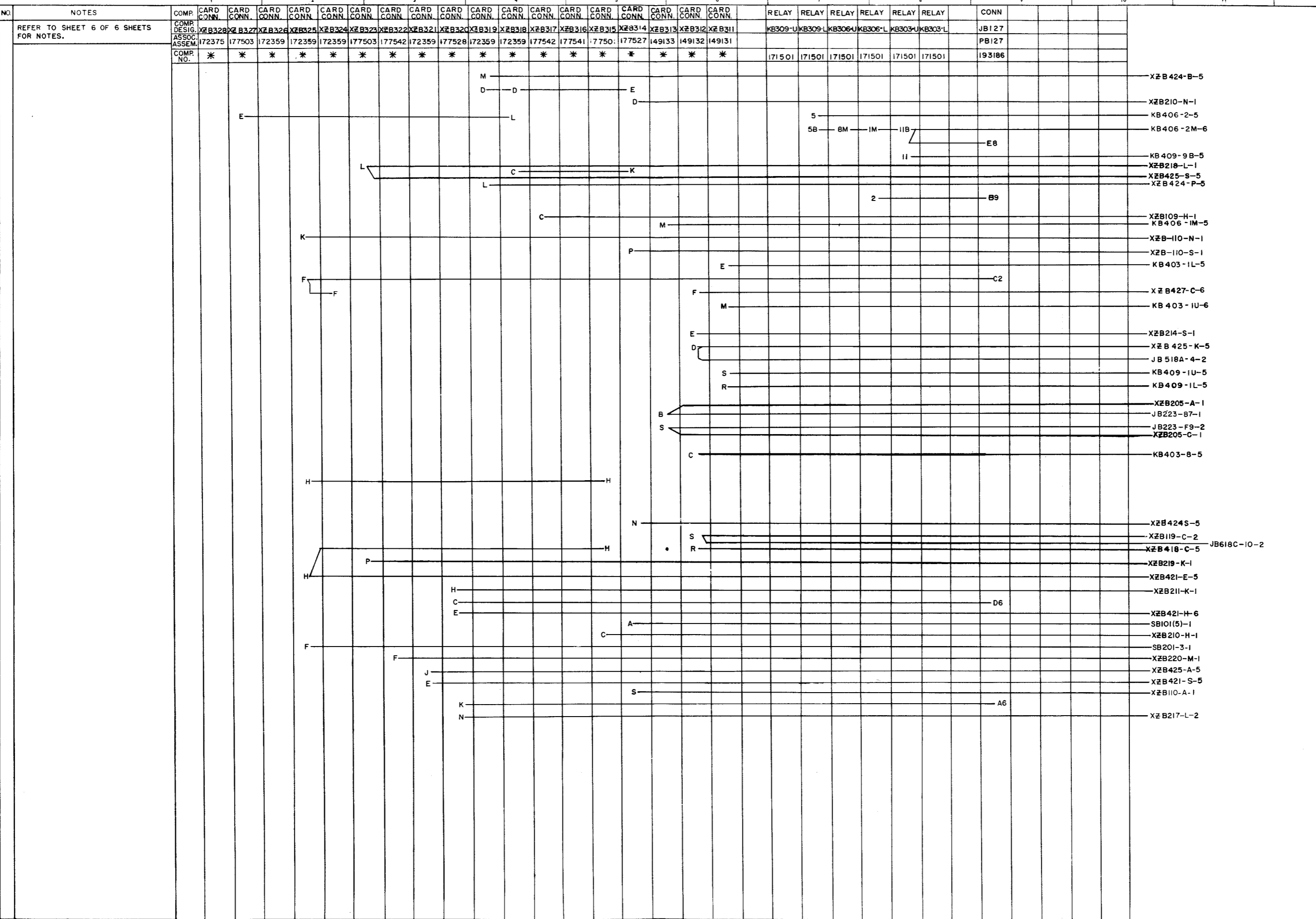
EMGD. S.P. APPD. S.P.

TELETYPE CORPORATION

5750 WD

5750 WD

| REVISIONS | | |
|-----------|----------|-----------|
| ISSUE | DATE | AUTH. NO. |
| 2 | 1-14-64 | 79874 |
| 3 | 4-7-64 | 79849 |
| 4 | 7-7-64 | 82103 |
| 5 | 8-31-64 | 82490 |
| 6 | 10-14-64 | 83655 |
| 7 | 1-11-65 | 84872 |
| 8 | 2-19-65 | 83668 |
| 9 | 7-26-65 | 88146 |
| 10 | 7-29-65 | 87302 |
| 11 | 8-24-65 | 88163 |
| 12 | 9-1-65 | 88146-1 |



| NO. | NOTES | COMP. NO. | CARD CONN. | CARD CONN. | CARD CONN. | CARD CONN. | CARD CONN. | CARD CONN. | CARD CONN. | CARD CONN. | CARD CONN. | CARD CONN. | CARD CONN. | CARD CONN. | CARD CONN. | CARD CONN. | CARD CONN. | RELAY | RELAY | RELAY | RELAY | RELAY | RELAY | CONN. | |
|-----|---|-----------|------------|------------|------------|------------|------------|------------|------------|------------|------------|------------|------------|------------|------------|------------|------------|--------|--------|--------|-------|-------|-------|-------|--------|
| | REFER TO SHEET 6 OF 6 SHEETS FOR NOTES. | | XZB328 | XZB327 | XZB326 | XZB325 | XZB324 | XZB323 | XZB322 | XZB321 | XZB320 | XZB319 | XZB318 | XZB317 | XZB316 | XZB315 | XZB314 | XZB313 | XZB312 | XZB311 | | | | | JB127 |
| | | | 172375 | 177503 | 172359 | 172359 | 172359 | 177503 | 177542 | 172359 | 177528 | 172359 | 172359 | 177542 | 177541 | 177501 | 177527 | 149133 | 149132 | 149131 | | | | | PB127 |
| | | | * | * | * | * | * | * | * | * | * | * | * | * | * | * | * | * | * | * | | | | | 193186 |

SHEET 4 OF 6 SHEETS

ACTUAL WIRING DIAGRAM FOR XMTR. START CODE GENERATOR

ASSEMBLY NO. 193001
ROW 3

APPROVALS

D AND R E OF M

E-NUMBER

PROD. NO. 5750 WD

DATE 7-3-63

P.D. FILE NO. 33-A25AA

DRAWN C G CHKD. [Signature]

ENGD. S. P. APPD. [Signature]

TELETYPE CORPORATION

5750 WD

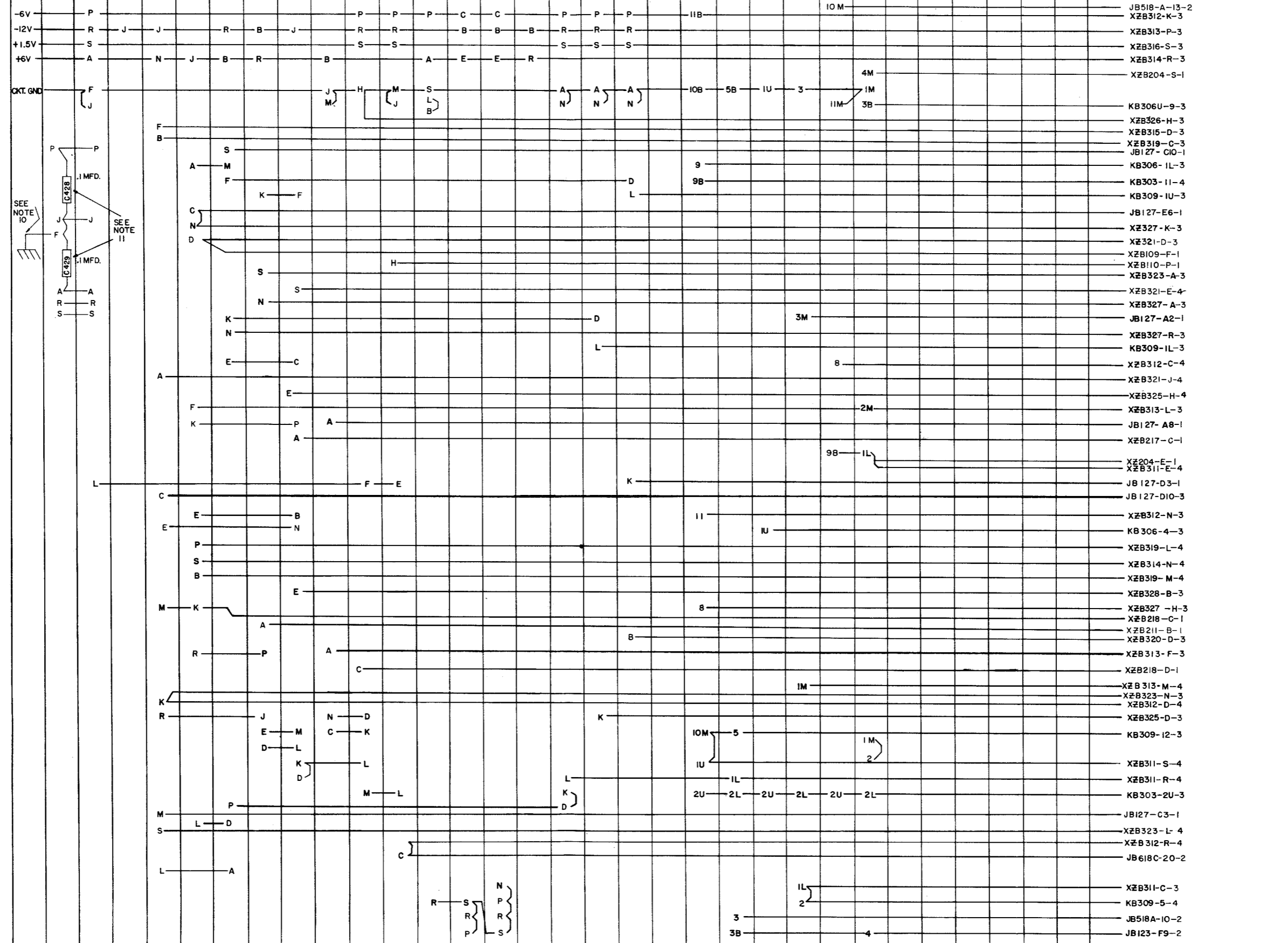
REVISIONS

| ISSUE | DATE | AUTH NO |
|-------|----------|---------|
| 1 | 1-14-64 | 79374 |
| 2 | 4-7-64 | 79849 |
| 3 | 8-31-64 | 82490 |
| 4 | 10-14-64 | 83655 |
| 5 | 1-11-65 | 84872 |
| 6 | 2-19-65 | 83668 |
| 7 | 8-24-65 | 88163 |

NO. NOTES

| COMP. DESIG. ASSO. ASSEM. | CARD CONN. | CARD CONN. | CARD CONN. | CARD CONN. | CARD CONN. | CARD CONN. | CARD CONN. | CARD CONN. | CARD CONN. | CARD CONN. | CARD CONN. | CARD CONN. | CARD CONN. | CARD CONN. | CARD CONN. | CARD CONN. | CARD CONN. | CARD CONN. | CARD CONN. | CARD CONN. | RELAY | RELAY | RELAY | RELAY | RELAY | RELAY | SWITCH |
|---------------------------|------------|------------|------------|------------|------------|------------|------------|------------|------------|------------|------------|------------|------------|------------|------------|------------|------------|------------|------------|------------|-------|-------|-------|-------|-------|-------|--------|
| XZB428 | XZB427 | XZB426 | XZB425 | XZB424 | XZB423 | XZB422 | XZB421 | XZB420 | XZB419 | XZB418 | XZB417 | XZB416 | XZB415 | XZB414 | XZB413 | XZB412 | XZB411 | | | | | | | | | | |
| 303129 | 177542 | 149134 | 177501 | 177503 | 177528 | 177527 | 177504 | 172360 | 172359 | 172359 | 172350 | 172320 | 172319 | 177527 | 72400 | 72400 | 172400 | | | | | | | | | | |
| | * | * | * | * | * | * | * | * | * | * | * | * | * | * | * | * | * | * | * | * | | | | | | | |

REFER TO SHEET 6 OF 6 SHEETS FOR NOTES.



- JB518-A-13-2
- XZB312-K-3
- XZB313-P-3
- XZB316-S-3
- XZB314-R-3
- XZB204-S-1
- KB306U-9-3
- XZB326-H-3
- XZB315-D-3
- XZB319-C-3
- JB127-C10-1
- KB306-1L-3
- KB303-11-4
- KB309-IU-3
- JB127-E6-1
- XZ327-K-3
- XZ321-D-3
- XZB109-F-1
- XZB110-P-1
- XZB323-A-3
- XZB321-E-4
- XZB327-A-3
- JB127-A2-1
- XZB327-R-3
- KB309-1L-3
- XZB312-C-4
- XZB321-J-4
- XZB325-H-4
- XZB313-L-3
- JB127-A8-1
- XZB217-C-1
- XZ204-E-1
- XZB311-E-4
- JB127-D3-1
- JB127-D10-3
- XZB312-N-3
- KB306-4-3
- XZB319-L-4
- XZB314-N-4
- XZB319-M-4
- XZB328-B-3
- XZB327-H-3
- XZB218-C-1
- XZB211-B-1
- XZB320-D-3
- XZB313-F-3
- XZB218-D-1
- XZB313-M-4
- XZB323-N-3
- XZB312-D-4
- XZB325-D-3
- XZB311-S-4
- XZB311-R-4
- KB303-2U-3
- JB127-C3-1
- XZB323-L-4
- XZB312-R-4
- JB618C-20-2
- XZB311-C-3
- KB309-5-4
- JB518A-10-2
- JB123-F9-2

SHEET 5 OF 6 SHEETS

ACTUAL WIRING DIAGRAM FOR XMTR START CODE GENERATOR

ROW 4 ASSEMBLY NO. 193001

APPROVALS

D AND R E OF M

E-NUMBER

PROD. NO. 5750WD

DATE

P.D. FILE NO. 33-A25AA

DRAWN RLW CHKD.

ENGD. S.P. APPD.

TELETYPE CORPORATION

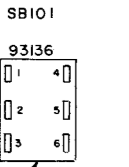
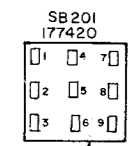
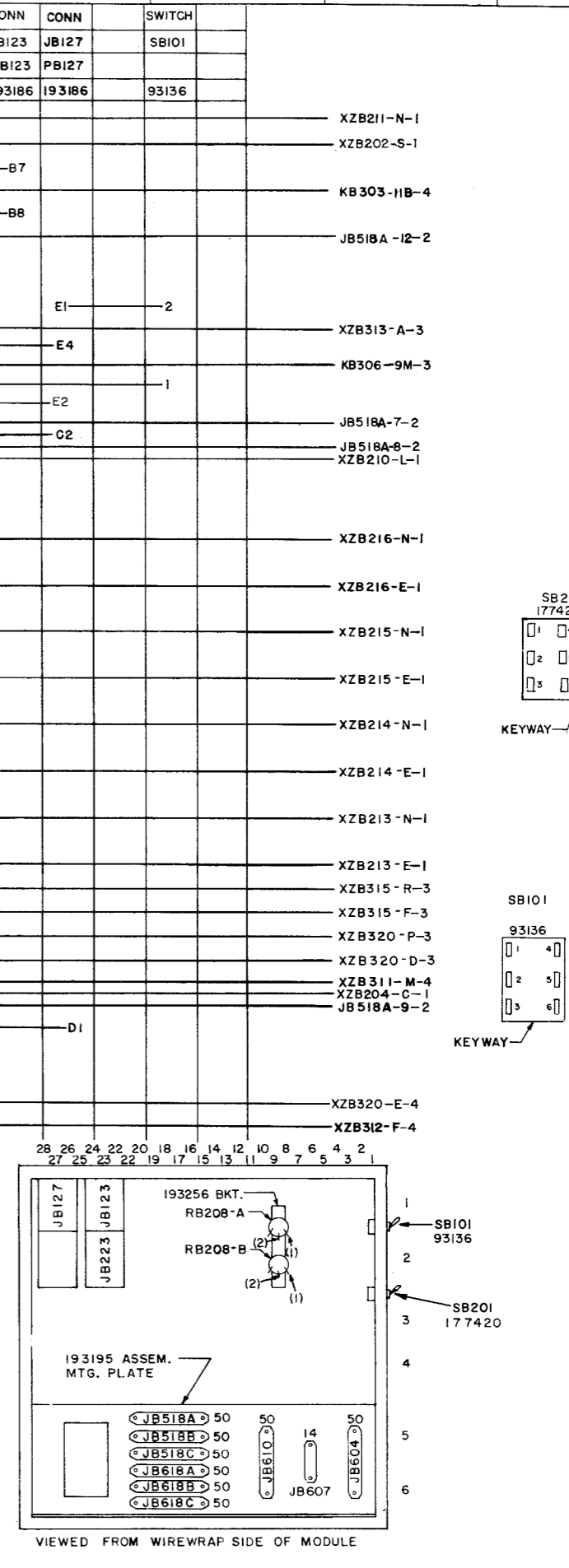

5750 WD

5750 WD

REVISIONS

| ISSUE | DATE | AUTH. NO. |
|-------|----------|-----------|
| 2 | 1-14-64 | 79374 |
| 3 | 4-7-64 | 79849 |
| 4 | 8-31-64 | 82490 |
| 5 | 10-14-64 | 83655 |
| 6 | 2-12-65 | 84884 |
| 7 | 2-19-65 | 83668 |
| 8 | 7-29-65 | 87302 |
| 9 | 8-24-65 | 88163 |

- NO. NOTES
- REFER TO 5751 WD FOR SCHEMATIC.
 - ALL VOLTAGES DC UNLESS OTHERWISE SPECIFIED.
 - INDICATES SHIELDED WIRE, 24 AWG, UNLESS OTHERWISE SPECIFIED.
 - ALL SURFACE WIRE 24 AWG GREEN, 31784RM, UNLESS OTHERWISE SPECIFIED.
 - ALL STRAPPING WIRE 24 AWG BARE, 39603RM. USE SLEEVING WHERE REQUIRED. DO NOT PULL TAUT BETWEEN TERMINALS.
 - INSERT CARDS BEFORE WIRING MODULE.
 - * DENOTES CARD CONNECTOR 148458.
 - ALL CONNECTING PLUGS SHOULD SHOW DESIGNATIONS BY APPROPRIATE STAMPING.
 -
 - MAKE CHASSIS GROUND CONNECTION BY MEANS OF NO.174718 SOLDER LUG BETWEEN CARD CONNECTOR AND MOUNTING FRAME.
 - PART NO.181648 CAPACITOR (2) MOUNTED ON CARD CONNECTOR PINS INDICATED.



SHEET 6 OF 6 SHEETS

ACTUAL WIRING DIAGRAM FOR XMTR. START CODE GENERATOR ROW 4

ASSEM. NO. 193001

APPROVALS

D AND R E OF M

E-NUMBER

PROD. NO. 5750WD

DATE

P.D. FILE NO. 33-A25AA

DRAWN L.J.F. CHKD.

ENGD S.P. APPD.

TELETYPE CORPORATION

5750 WD

VIEWED FROM WIREWRAP SIDE OF MODULE