


5759 WD		
REVISIONS		
ISSUE	DATE	AUTH. NO.
2	4-7-64	79849
3	8-31-64	82409
4	10-7-64	83653
5	6-7-65	87292
6	10-4-65	88570



SHEET 1 OF 2

ACTUAL WIRING DIAGRAM FOR HIGH SPEED REPERFORATOR CONTROL 5 HISRECO 5

ASSEM. NO. 193164

APPROVALS

D AND R E OF M

E-NUMBER

PROD. NO. 5759 WD

DATE 9-27-63

P.D. FILE NO. 33-A25AA

DRAWN N.A.R. CHKD. *me*

ENGD. R.E.P. APPD. *RIPK*

TELETYPE CORPORATION


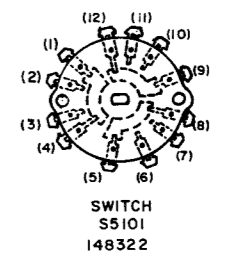

5759 WD

RTTY ELECTRONICS
 TELETYPE=Sales-Service-Parts
 PO Box 20101 El Sobrante, Ca.
 94820. (510)222-3102
 mr_rtty@pacbell.net

NO.	NOTES
1	SEE SHEET 2 OF 2 FOR NOTES
COMP. DESIG.	JC101
ASSOC. ASSEM.	---
COMP. NO.	174731
CARD CONN.	XZ5135
CARD CONN.	XZ5134
CARD CONN.	XZ5133
CARD CONN.	XZ5132
CARD CONN.	XZ5131
CARD CONN.	XZ5130
CARD CONN.	XZ5129
CARD CONN.	XZ5128
CARD CONN.	XZ5127
CARD CONN.	XZ5126
CARD CONN.	XZ5125
CARD CONN.	XZ5124
CARD CONN.	XZ5123
CARD CONN.	XZ5122
CARD CONN.	XZ5121
CARD CONN.	XZ5120
CARD CONN.	XZ5119
CARD CONN.	XZ5117
CARD CONN.	XZ5116
CARD CONN.	XZ5115
CARD CONN.	XZ5114
CARD CONN.	XZ5113
CARD CONN.	XZ5112
CARD CONN.	XZ5111
CARD CONN.	XZ5110
CARD CONN.	XZ5109
CARD CONN.	XZ5108
CARD CONN.	XZ5107
CARD CONN.	XZ5106
CARD CONN.	XZ5105
CARD CONN.	XZ5104
CARD CONN.	XZ5103
CARD CONN.	XZ5102
TEST POINTS	TP1-4
SWITCH	S5101
193252	148322

REVISIONS		
ISSUE	DATE	AUTH. NO.
X 2	1-24-64	79835
X 3	RECORD ONLY	
1	10-7-64	83653

NO.	NOTES	COMP. DESIG. ASSOC. ASSEM.	MODULE CONN.	CARD CONN.																								TEST POINTS	SWITCH											
				1	2	3	4	5	6	7	8	9	10	11	12	13	14	15	16	17	18	19	20	21	22	23	24													
1	REFER TO 5758WD FOR SCHEMATIC		U5101	XZ5135	XZ5134	XZ5133	XZ5132	XZ5131	XZ5130	XZ5129	XZ5128	XZ5127	XZ5126	XZ5125	XZ5124	XZ5123	XZ5122	XZ5121	XZ5120	XZ5119	XZ5117	XZ5116	XZ5115	XZ5114	XZ5113	XZ5112	XZ5111	XZ5110	XZ5109	XZ5108	XZ5107	XZ5106	XZ5105	XZ5104	XZ5103	XZ5102	XZ5101	TP1-4	S5101	
2	ALL VOLTAGES DC UNLESS OTHERWISE SPECIFIED.			177572	177572	172431	172390	177522	177550	172396	172396	172396	172396	172396	172396	172396	172396	172396	172396	172396	172396	172396	172396	172396	172396	172396	172396	172396	172396	172396	172396	172396	172396	172396	172396	172396	172396	172396		
3	TERMINAL DESIGNATIONS ENCLOSED IN PARENTHESES FOR REFERENCE ONLY AND NOT MARKED ON COMPONENT	COMP. NO.	174731	*	*	*	*	*	*	*	*	*	*	*	*	*	*	*	*	*	*	*	*	*	*	*	*	*	*	*	*	*	*	*	*	*	*	*	193252	148322
4	ALL SURFACE WIRE 24AWG. GREEN, 31784RM, UNLESS OTHERWISE SPECIFIED.		F3																																					
5	ALL STRAPPING WIRE 24AWG. BARE, 39603RM, UNLESS OTHERWISE SPECIFIED, USE SLEEVING WHERE REQUIRED DO NOT PULL TAUT BETWEEN TERMINALS.																																							
6	INSERT CARDS BEFORE WIRING MODULE																																							
7	** INDICATES 18AWG. GREEN 31773RM WIRE.																																							
8	* INDICATES NO. 193040 CARD CONNECTOR.																																							



INDICATES CARD POSITIONS AS VIEWED FROM WIREWRAP SIDE OF MODULE.

SHEET 2 OF 2

ACTUAL WIRING DIAGRAM FOR HIGH SPEED REPERFORATOR CONTROL 5 HISRECO 5

ASSEM. NO. 193164

APPROVALS

D AND R E OF M

E-NUMBER

PROD NO 5759 WD

DATE 9-27-63

P.D. FILE NO 33-A25 AA

DRAWN N.A.R. CHKD

ENGD R.E.P. APPD. RYE

TELETYPE CORPORATION

5759 WD