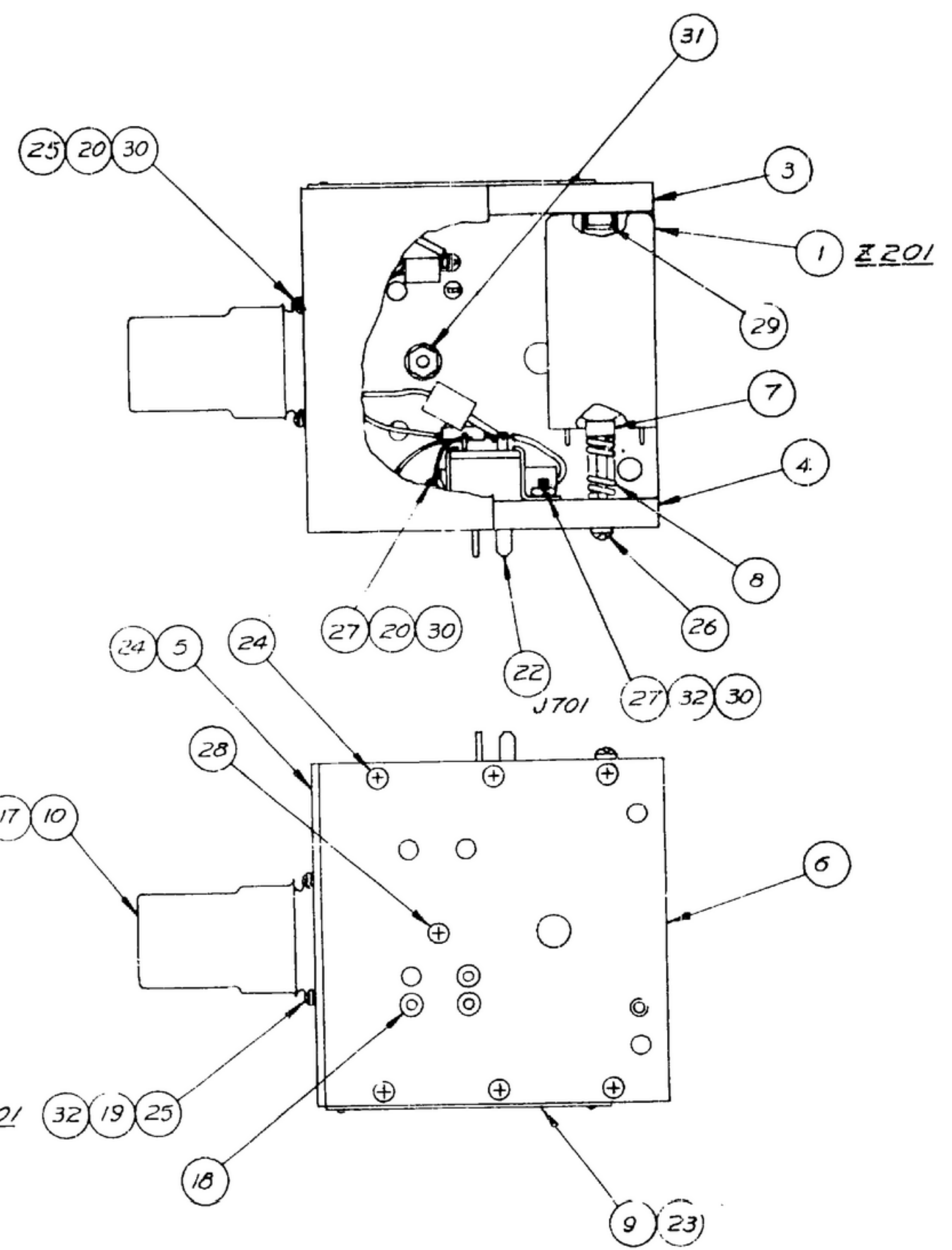
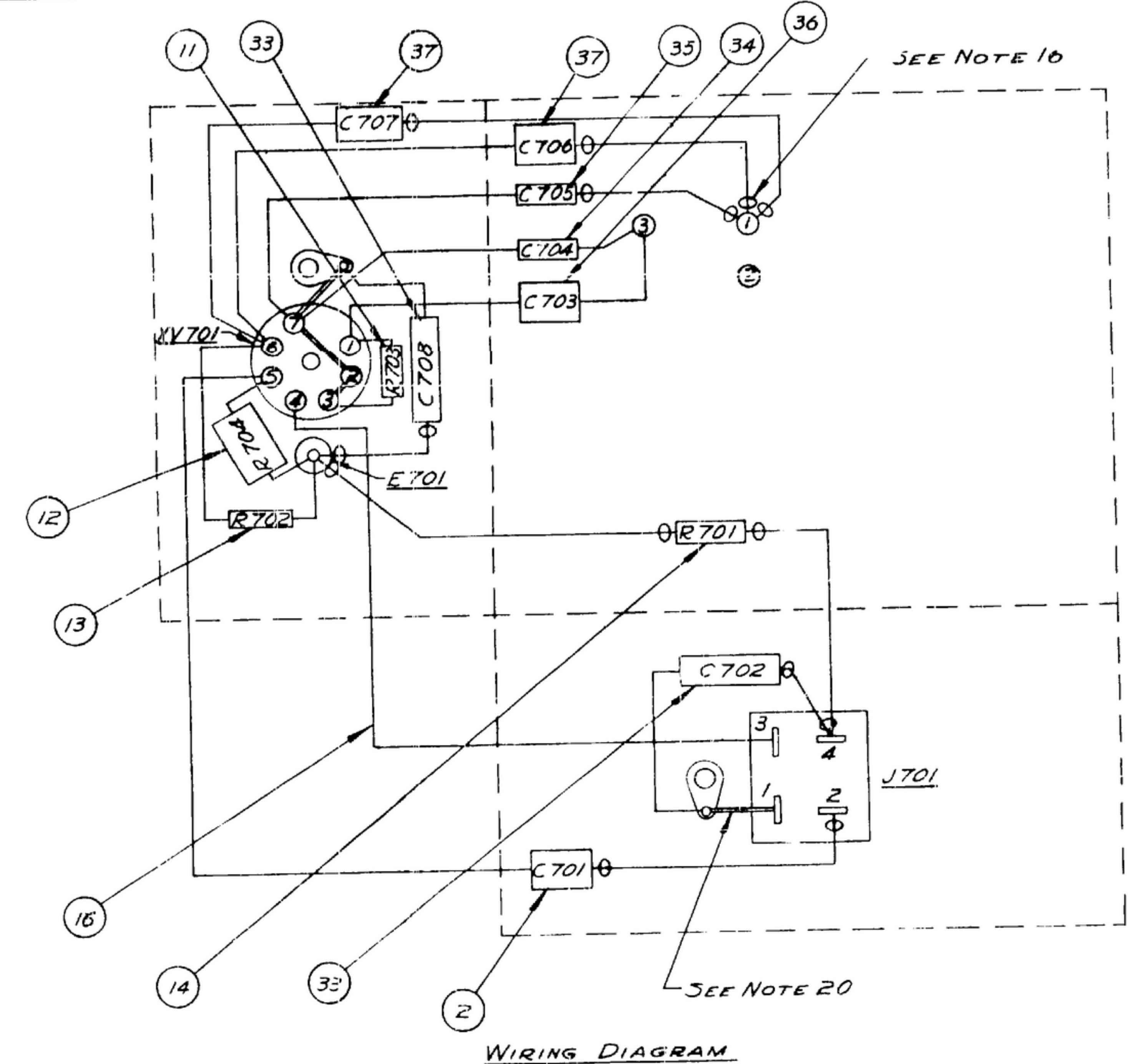
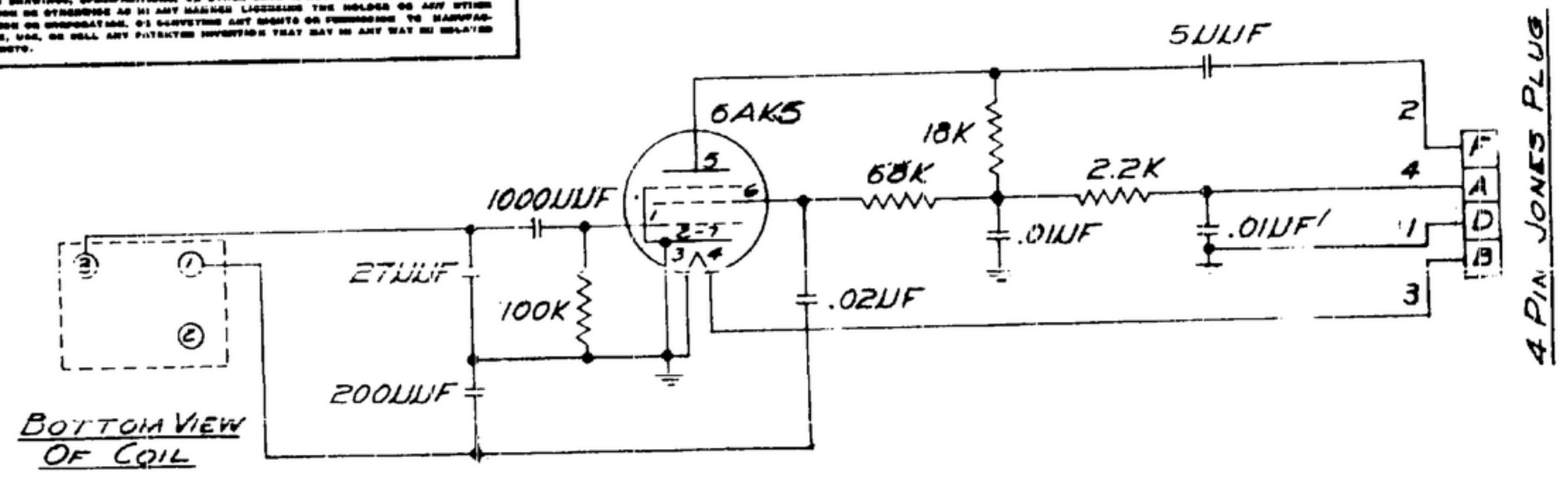


NOTE: WHEN DIMENSIONS, SPECIFICATIONS, OR OTHER DATA ARE USED FOR ANY PURPOSE OTHER THAN IN CONNECTION WITH A SPECIFICALLY RELATED SERVICE OR EQUIPMENT, THE UNITED STATES GOVERNMENT TAKES NO RESPONSIBILITY FOR ANY INADEQUACIES, WHETHER OR NOT THE PARTS THAT THE CONTRACTOR MAY HAVE SUBMITTED, OR IN ANY WAY, INCLUDING THE SAID SPECIFICATIONS, OR OTHER DATA, IS NOT TO BE REGARDED AS A WARRANTY OR ENDORSEMENT OF ANY DESIGN, METHOD, OR MATERIAL, OR AS A GUARANTEE OF PERFORMANCE, OR AS A STATEMENT OF MERCHANTABILITY, OR AS A STATEMENT OF FITNESS FOR ANY PARTICULAR PURPOSE, OR AS A STATEMENT OF VALUE.

* FOR INFORMATION ONLY, CONTRACTOR MAY AT HIS OPTION DEVIATE FROM THESE PROCESS DETAILS.



- NOTES
1. SHALL BE BROWN TYPE 5R1E-3/8 (7)-22U1.
 2. SUPPLIED BY GENERAL ELECTRIC CORP., SCHENECTADY, NEW YORK, OR EQUAL.
 3. SUPPLIED BY JEALLECTRO CORP., NEW ROCHELLE, NEW YORK, OR EQUAL.
 4. SUPPLIED BY WHITSO, INC., SCHILLER PARK, ILL., OR EQUAL.
 5. SUPPLIED BY PATTON-MACGUYER CO., PROVIDENCE, RHODE ISLAND, OR EQUAL.
 6. SUPPLIED BY BENTLEY HARRIS MFG. CO., CONSHOHOCKEN, PENNSYLVANIA, OR EQUAL.
 7. SUPPLIED BY HOWARD B. JONES CO., CHICAGO, ILL., OR EQUAL.
 8. SUPPLIED BY PARKER KALON CORP., CLIFTON, N.J., OR EQUAL.
 9. SUPPLIED BY PHEOLL MFG. CO., CHICAGO, ILL. (PHILLIPS CROSS RECESSED), OR EQUAL.
 10. SUPPLIED BY BRISTOL CO., WATERBURY, CONN. (6 SPLINE), OR EQUAL.
 11. SUPPLIED BY CENTRAL SCREW CO., CHICAGO, ILL., OR EQUAL.
 12. SUPPLIED BY INLAND AUTOMATIC INC., OMAHA, N.B., OR EQUAL. (INSERT CAPTIVE)
 13. SUPPLIED BY SHAKPROOF INC., CHICAGO, ILL., OR EQUAL.
 14. SUPPLIED BY SPRAGUE ELECTRIC CO., NORTH ADAMS, MASS., OR EQUAL.
 15. SUPPLIED BY CORNELL DUBLIER ELECTRIC CORP., SOUTH PLAINFIELD, N.J., OR EQUAL.
 16. SYMBOL INDICATES TUBING (21).
 17. ALL SOLDER SHALL BE SN-50 PER QQ-5-571.
 18. COIL (1) IS SUPPLIED IN POSITION SHOWN. WHEN IN USE COIL IS PLUGGED IN SOCKET (18) & HELD IN PLACE WITH SCREW (28).
 19. COAT ALL SOLDER CONNECTIONS WITH VARNISH TYPE I PER MIL-V-173.
 20. WIRE (15) IS SHOWN BY A DOUBLE LINE.
 21. SHALL BE TYPE 3 #22 SOFT ANNEALED TIN COATED.
 22. ALL THREADS SHALL BE PER HANDBOOK H28.

QTY	SYM	PART NO.	DESCRIPTION	MATL.	FINISHED SIZE	QTY	NOTE
38	1	T5102U01	SHIELD	JAN-5-28			
37	2		*1DR351				
36			*1R5D1				
35			*22R5T2				
34	1		*22R5Q27	MICA			15
33			-19 CAPACITOR #67P1039A	PAPER			14
32	2		-18 WASHER #4 INT. SHAKE				13
31	1		-17 #40NC-2AX1/4				12
30	3		-16 NUT #40NC-2AX1/4				11
29			-15 #40NC-2AX1/4				10
28	1		-14 #40NC-2AX1/4				
27	2		-13 #40NC-2AX1/4				
26	1		-12 #40NC-2AX1/4				
25	2		-11 #40NC-2AX1/4				
24	10		-10 SCREW FLAT HD.				
23	2		-9 DRIVE SCREW 3/16 X.0580A	STEEL			9
22	1		-8 CONNECTOR P304-ABWA				8
21	As Req		-7 TUBING #BH8000M18				7
20	2		-6 LUG #3002				6
19	1		-5 POST #103A-1				5
18	3		-4 SOCKET #SKT-1	TEFLON			4
17	1		-3 TUBE #6AK5				3
16			-2 JAN-C-76				2
15	As Req	SM-D-33310-1	WIRE	MIL-W-3861	COPPER		1
14		RC32GF220					21
13		RC20BF683A					
12		RC20BF 1K					
11		RC20BF100K	RESISTOR MIL-R-11				
10		T5102P01	SOCKET JAN-5-28				
9		SM-B-31958-7	NAME PLATE				
8		SM-B-31957	SPRING				
7		SM-B-31956	NUT				
6		SM-B-31251	PLATE				
5		SM-B-31250	TOP				
4		SM-B-31249	PLATE				
3		SM-B-31248	PLATE				
2		SM-C283226-1	CAPACITOR		MICA		
		SM-D-24902	COIL ASSY				

UNLESS OTHERWISE SPECIFIED DIMENSIONS ARE IN INCHES TOLERANCES ON FRACTIONS DECIMALS ANGLES		COLLINS RADIO CO. CEDAR RAPIDS IA 08719-174-55-93		DEPARTMENT OF THE ARMY SIGNAL CORPS ENGINEERING LABORATORIES	
REVIEWED XXX		TEST OSC. R-390A/URR		RF COIL Z 201	
APPROVED [Signature]		DATE 30 AUG 56		0.5-1.0 MC	
NEXT ASSY USED ON		APPLICATION		SIG. C INSP 87292	
				SCALE	
				SM-D-33310	