





the Teletype

MODEL 28 RT SET

(REPERFORATOR TRANSMITTER-DISTRIBUTOR)

FOR HIGH SPEED AUTOMATIC
MESSAGE RELAYING



A COMPLETE
PUNCHED TAPE
MESSAGE RELAY SET
THAT . . .
RECEIVES
PUNCHES
PRINTS
STORES
READS
TRANSMITS

THIS NEW MODEL 28 RT SET

offers automatic message relaying at its best—higher speed dependable operation, lower maintenance and your choice of tape punching and reading components that are "custom tailored" to meet a variety of application needs. Thus, whether for cross-office or cross-country relaying of data, the versatile Model 28 RT Set will provide the speed, dependability and adaptability so necessary to effectively handle your growing communications traffic.

YOUR CHOICE OF 3 M28 TAPE PUNCHES

M28 TYPING TAPE PUNCH

This component will receive incoming sequential (serial) line signals, punch a 5-level "common language" chadless* paper tape and print the incoming message right on the tape at 100 WPM. Gears are available for slower speed operation at 60 or 75 WPM. Electrical code reading contacts offer parallel-wire output for control of auxiliary equipment.

M28 NON-TYPING TAPE PUNCH

For high speed cross-office message relaying, this non-printing tape punch is available to receive sequential (serial) signals and perforate a "common language" chadless* paper tape at 200 WPM. Gears are available for slower speed operation at 60, 75 or 100 WPM. This component also features parallel-wire output for control of auxiliary equipment.




M28 MULTI-MAGNET TAPE PUNCH

This non-printing tape punch will receive parallel-wire signals from business machines or similar type equipment and perforate a "common language" chadless* paper tape at any speed up to 200 WPM.

M28 PIVOTED-HEAD, MULTI-CONTACT TAPE READER


The tape reader component of the RT Set will read tape from any of the above tape punch components and transmit either sequential (serial) or parallel-wire signals at 200 WPM. Gears are available for slower speed operation at 60, 75 or 100 WPM. Twin-shaft design offers facilities for accepting and translating parallel-wire signals for sequential transmission. A pivoted tape sensing device "reads" the last punched character in the tape and automatically stops transmission.

*"Chadless" tape is standard 11/16 in. communications tape in which the "chad" perforations remain hinged to the tape. This Teletype feature eliminates the chad disposal problem.



SPEED GEAR SHIFT FOR TAPE PUNCH & READER

An optional, accessory gear shift mechanism for convenient manual speed changing from 60 to 75 or 100 WPM is available for application with tape punch or tape reader components of the RT Set. View, at right, shows application with tape punch component and reveals speed selector lever and associated gears.



MODEL 28 UNIVERSAL CABINET

This all-steel cabinet is specially adapted to accommodate two RT Sets. Functional features, internal accessibility and attractive appearance ideally suit it for office, factory or switching center applications.

Front & Rear Doors. Two vertically hinged doors provide internal accessibility through front or rear of cabinet.

Magnetic Door Latches. Permanent magnets facilitate smooth opening and closing of cabinet doors.

Hinged Relay Rack swings out through rear of cabinet, allows convenient accessibility to both sides of rack.

Vibration Mountings. Individual rubber base mountings for each RT Set facilitate smooth, vibrationless operation.

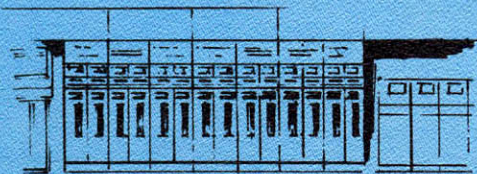
Extension Slides. Metal slide rails allow RT Sets to be pulled out through front of cabinet for "all-around" accessibility.

Control Panel features on-off switches, tape warning lights and other facilities for external control of equipment within the cabinet.



Cable Raceway, with removable cover plate, is provided at bottom rear of cabinet.

Viewing Windows. Shatter-resistant windows allow viewing of internal operations.

Inner-Frame Construction minimizes radiation of normal operating sounds outside cabinet shell.



Cabinets may be side-mounted for switching center installations.



Rear View of cabinet shows doors and hinged relay rack.

SPECIFICATIONS Model 28 RT Set (less cabinet)

Size (with typing tape punch, tape reader, tape handling stand): Height 35 in. Width 8½ in. Depth 20 in.

Weights: Net 110 lbs. Domestic shipping 150 lbs. Commercial export shipping 270 lbs.

Tape Capacities: 3,000 ft. tape supply reel, 1,000 ft. tape winder reel, approx. 100 ft. capacity intermediate storage bin for perforated tape between punch and reader.

Power: Standard synchronous motor, 65 W., 115 V. regulated 60 cycle A. C. Optional motors available for other power requirements. Selector magnets—30 or 60 ma. at 115 V.D.C. Two tape reader clutch release magnets—each 160 ma. at 48 V.D.C. or 100 ma. at 110 V.D.C.

Optional Gears are available for operation at 404 o.p.m. (50 bauds).

Model 28 Cabinet (less RT Sets)

Size: Height 60 in., Width 28 in., Depth 27 in.

Weight: Net 300 lbs. Domestic shipping 450 lbs. Commercial export shipping 475 lbs.

Finishes: Cabinets available in attractive colors to blend with modern or traditional office decor.

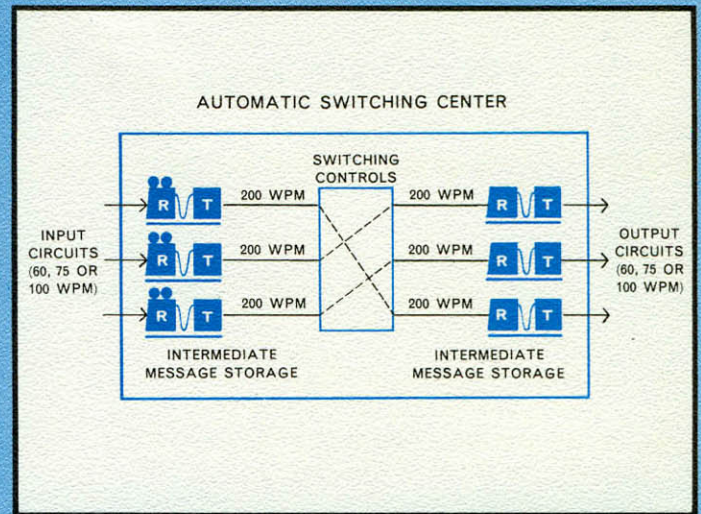
A WIDE RANGE OF APPLICATIONS

COMMUNICATIONS

Automatic Message Handling & Routing. For high speed cross-office relaying of messages through automatic switching centers, the RT Set will provide the facilities for receiving incoming signals and relaying them cross-office to another RT Set for retransmission over a selected line.

Speed Converter. The RT Set will serve as an automatic link between sending and receiving equipment operating at different speeds, e.g., a sending station transmitting at 60 WPM can be linked to a receiving station operating at 100 WPM.

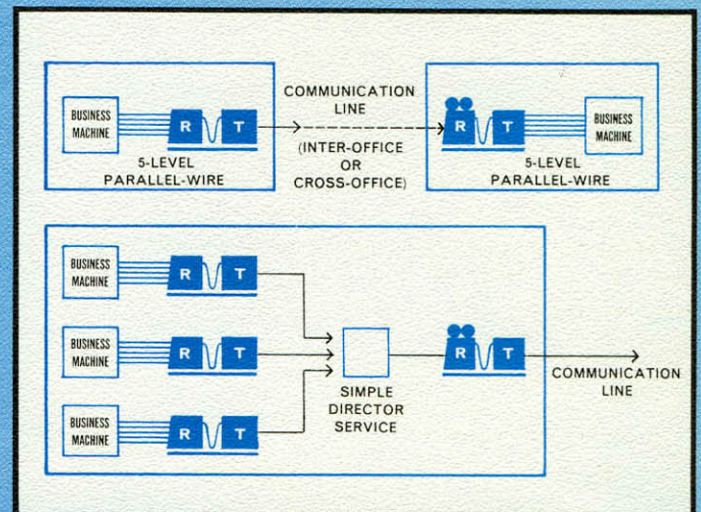
Intermediate Message Storage. Permits an incoming message to be received and stored temporarily when the outgoing line is busy. The RT Set will receive the message on tape, store the tape and automatically transmit the information coded in it to the outgoing line.



DATA PROCESSING

Business Machine-Communications Linkage. The RT Set will accept 5-level parallel-wire signals from computers, calculators, punched card equipment or similar type business machines; translate the signals into sequential form and transmit them over standard communication lines to similar equipment in other locations.

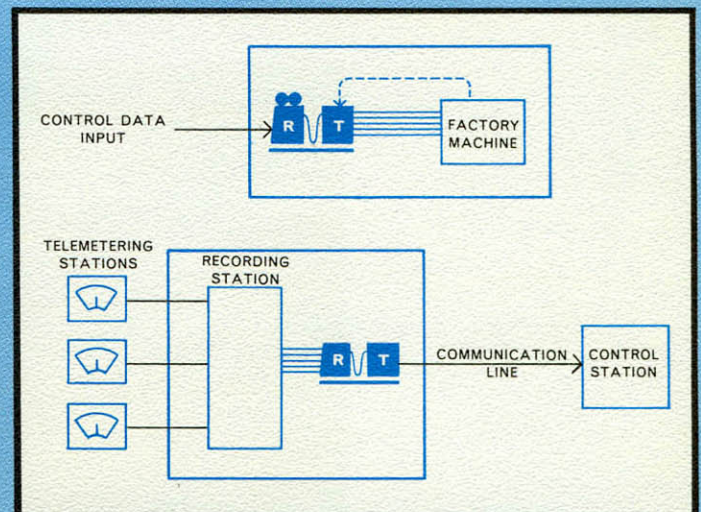
Automatic Accumulation of Data from IDP equipment for transmission over standard communication lines may be accomplished by linking one RT Set to each output unit in the IDP system. These in turn can be directed to relay the data to a central RT Set which will transmit on a continuous basis, thus allowing maximum use of line time.



AUTOMATION

Control of Automated Factory Equipment. The RT Set will provide an automatic linkage between incoming control data and signal-operated factory equipment. Reader portion may be activated to read-out continuously or character-by-character as the associated factory equipment calls for it.

Field Operational Control. The RT Set makes possible direct reception of 5-level parallel-wire transmission from field telemetering stations for unattended automatic relay over standard communication lines to a central or remote evaluation and control station.



TELETYPE MODEL *28* RT SET

Here is a NEW AUTOMATIC tape reperforator transmitter-distributor featuring THREE important message relaying facilities in one compact package.

1. A RECEIVING UNIT for accepting incoming electrical signals, punching and printing the intelligence on a standard 5-level "common language" tape.

2. A SENDING UNIT for reading and translating the taped intelligence into electrical impulses for transmission either cross-office or cross-country.

3. A TAPE HANDLING UNIT with a large capacity tape supply reel, intermediate tape storage bin and tape winder reel.

A NEW AUTOMATIC MESSAGE RELAY SET

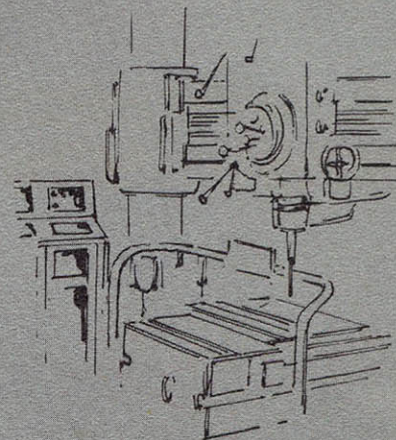

designed—engineered—built


... FOR COMMUNICATIONS




... FOR AUTOMATION

... FOR DATA PROCESSING





**Teletype Model 28
Tape Punch**—
Receives incoming
electrical signals,
punches a 5-level
"common language"
paper tape, and prints
the message right on
the tape. Accessory
reading contacts
enable 5-level parallel-
wire output to control
auxiliary equipment.



**Teletype Model 28
Tape Reader
(single-contact)**—
Reads 5- or 6-level
punched tape for
sequential (serial)
transmission to local
or remote receiving
equipment.

Your choice of other

TELETYPE MODEL 28 EQUIPMENT

Teletype Model 28 equipment is a dynamic new line of communications equipment, offering a new "high" in speed, dependability and flexibility of operation. These new units will cruise at 100 words per minute, are attractively styled, quiet in operation and need only a minimum of maintenance. Under average operating conditions, Model 28 units need lubrication only once or twice a year. Gears are available for slower speed operation at 60 or 75 WPM where desired.

Components for Systems Manufacturers, too. Tape punching and tape reading components used in the self-contained units shown here are available to systems manufacturers for integration with their equipment.


For Business, Industry & Military. In business, industry and the military, Model 28 units are the center of more efficient communications plans. Thus, whether your needs involve printing copy, punching tape or reading tape, there is a Model 28 unit to serve you. Teletype Corporation's applications engineers will be pleased to discuss these needs at your convenience. This service is offered without obligation, of course. Please contact the address listed below that is most convenient to you.

TELETYPE®
CORPORATION • SUBSIDIARY OF *Western Electric Company Inc.*

GENERAL OFFICES
5555 Touhy Avenue, Skokie, Ill.
Phones: ORchard 6-1000, Skokie
CORNelia 7-6700, Chicago
Area Code 312

TWX: Skokie, Ill. 3454 (After hours
unattended service)
W. U. Service on Premises

GOVERNMENT LIAISON OFFICE
425 13th Street, N.W., Washington 4, D.C.
Phone: METropolitan 8-1016



**Teletype Model 28
Tape Reader (multi-
contact)**—Reads 5-, 6-,
7- or 8-level punched
tape for sequential
(serial) transmission to
local or remote
receiving equipment.
Twin-shaft design
offers parallel-
wire read-out facilities
for business machines
or other signal
activated equipment.



**Teletype Model 28
Send-Receive
Page Printer**—A
table version of the
send-receive page
printer described
below. Ideal for rack
or table mounting.



**Teletype Model 28
Send-Receive
Page Printer**—A
message originating
unit for sending and
receiving electrical
signals for reproduc-
tion in printed page
form. Features a
built-in control system
for automatic station
selection and control
of auxiliary equipment.

**Teletype Model 28
Automatic
Send-Receive Set**—
A composite message
receiving and trans-
mitting station with
self-contained
facilities for printing
page copy, punching
tape, reading tape
and preparing tape
as a by-product of
the send-receive
operation. Features
a built-in control
system for automatic
station selection and
control of auxiliary
equipment. The most
versatile unit of
its kind.



**Teletype Model 28
Receive-Only
Page Printer**—A
message receiving
unit (without keyboard)
for accepting
electrical signals for
reproduction in
printed page form.
Features a built-in
control system for
automatic station
selection and remote
control of auxiliary
equipment.

